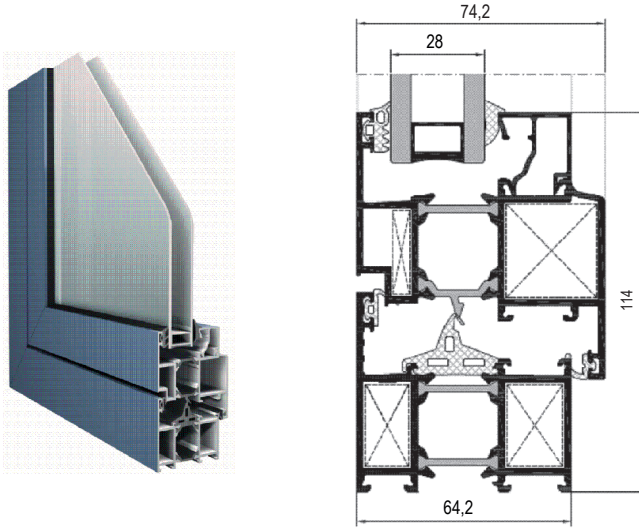


MİMARİ KATALOG
ARCHITECTURAL CATALOGUE

Alüminyum Kapı Pencere ve Giydirme Cephe Sistemleri
Aluminium Door Window and Facade Systems



RWT64




TEKNİK ÖZELLİKLER / TECHNICAL PROPERTIES

KASA DERİNLİĞİ / FRAME DEPTH	64,2mm
KANAT DERİNLİĞİ / VENT DEPTH	74,2mm
PROFİL ET KALINLIĞI / PROFILE WALL THICKNESS	1,6 / 1,8 / 2mm
MAX. CAM KALINLIĞI / MAX. GLASS THICKNESS	44mm
ISI BARIYERLERİ / THERMAL INSULATION BAR	24mm

KULLANIM SEÇENEKLERİ / APPLICATION ALTERNATIVES

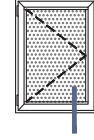
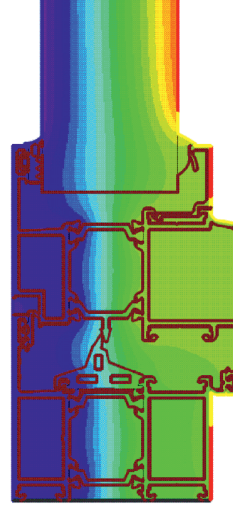
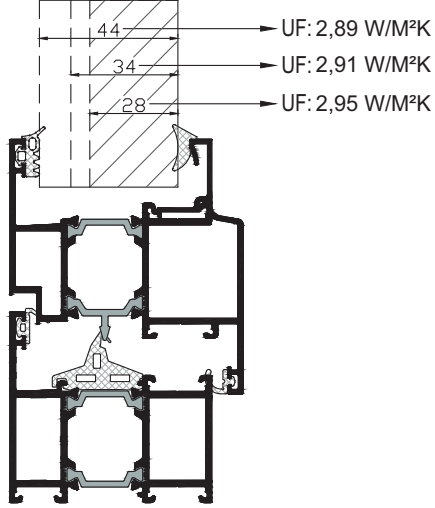
	KAPI DOOR	PENCERE WINDOW
İÇE AÇILIR / INWARD OPENING	•	•
DIŞA AÇILIR / OUTWARD OPENING	•	
VASİSTAS / BOTTOM HUNG		•
ÇİFT EKSEN AÇILIM / TILT & TURN OPENING	•	•
PVC AKSESUAR İÇİN KANAT / VENT FOR PVC ACCESSORIES	•	•
PIVOT / PIVOT		•
ÇEK & SÜR / TILT & SLIDE	•	•
KATLANIR / FOLDING	•	•

PERFORMANS DEĞERLERİ / PERFORMANCE VALUES 

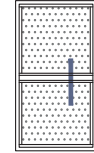
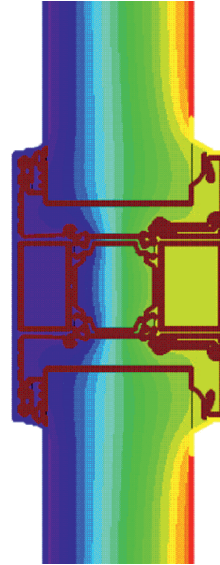
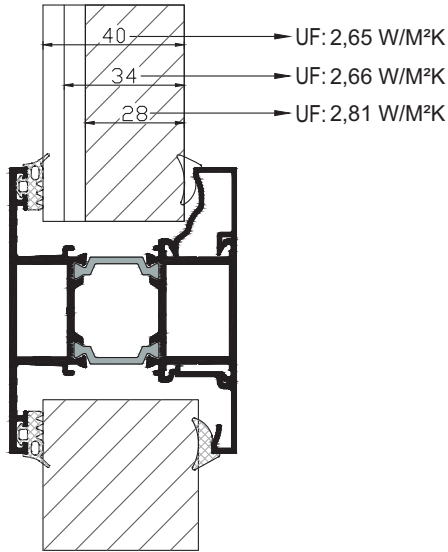
HAVA GEÇİRGENLİĞİ - EN 12207 (AIR PERMEABILITY)	1 (150 Pa)	2 (300 Pa)	3 (450 Pa)	4 (600 Pa)					
SU SIZDIRMAZLIĞI - EN 12208 (WATERTIGHTNESS)	2A (50 Pa)	3A (100 Pa)	4A (150 Pa)	5A (200 Pa)	6A (250 Pa)	7A (300 Pa)	8A (450 Pa)	9A (600 Pa)	E... (600+ Pa)
RÜZGAR YÜKÜNE DAYANIM - EN 12210 (RESISTANCE TO WIND LOAD)	1 (400 Pa)	2 (800 Pa)	3 (1200 Pa)	4 (1600 Pa)	5 (2000 Pa)	E... (2000+ Pa)			
SEHİM KRİTERİ - EN 12210 (DEFLECTION CRITERIA)	A (L/150)	B (L/200)	C (L/300)						
SİSTEM UF DEĞERİ - EN 10077-2 (THERMAL INSULATION VALUE)				2,65~2,95 W/M²K					

ISI YALITIM DEĞERLERİ (UF) / THERMAL INSULATION VALUE (UF):


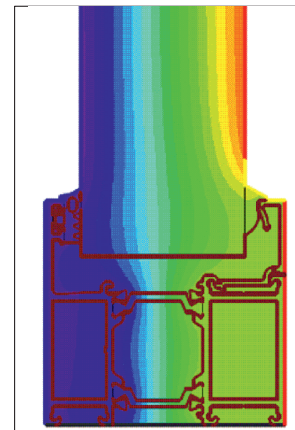
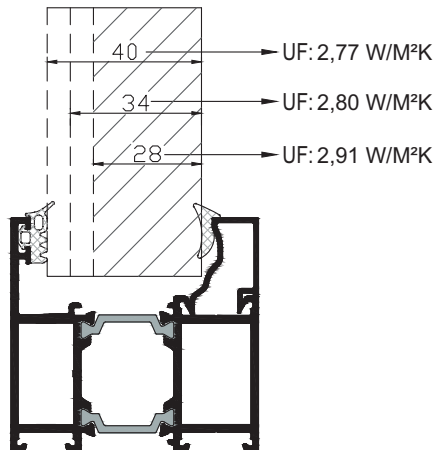
Cam Kalınlıkları (glass thickness) : min. 9mm - max. 44mm



Cam Kalınlıkları (glass thickness) : min. 9mm - max. 44mm



Cam Kalınlıkları (glass thickness) : min. 23mm - max. 48mm



01

02

03

04

05

06

07

08

09

10

11

12

MİMARİ KATALOG ARCHITECTURAL CATALOGUE

Alüminyum Kapı Pencere ve Giydirme Cephe Sistemleri
Aluminium Door Window and Facade Systems

RWT64

PROFİLLER

PROFILES

01

02

03

04

05

06

07

08

09

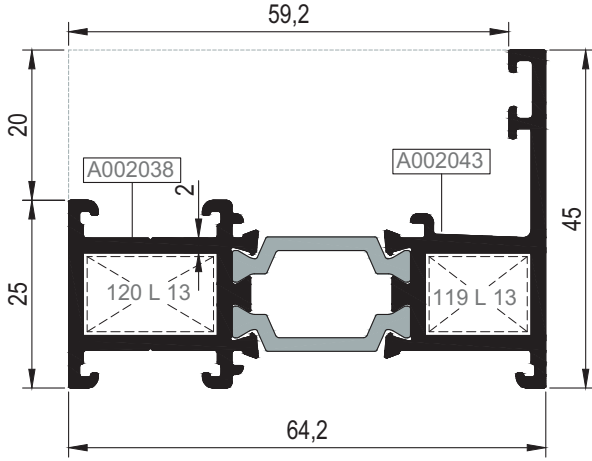
10

11

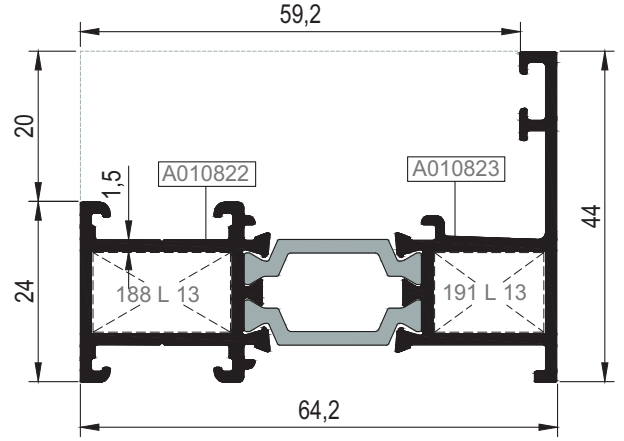
12

KOD / CODE	AĞIRLIK (kg/m) / WEIGHT	Jxx cm ⁴	Jyy cm ⁴	L m	
AT64F01	1,319	17,469	4,439	6	
AT64F02	1,674	22,546	12,818	6	
AT64F04	1,109	14,257	3,658	6	
AT64F07	1,490	19,453	11,255	6	

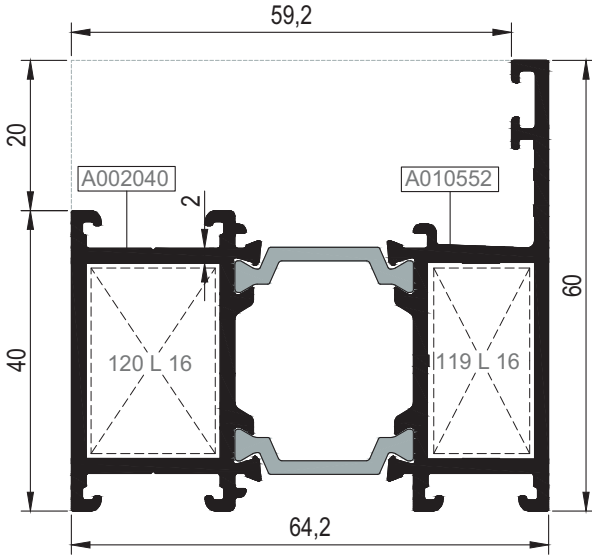
AT64F01



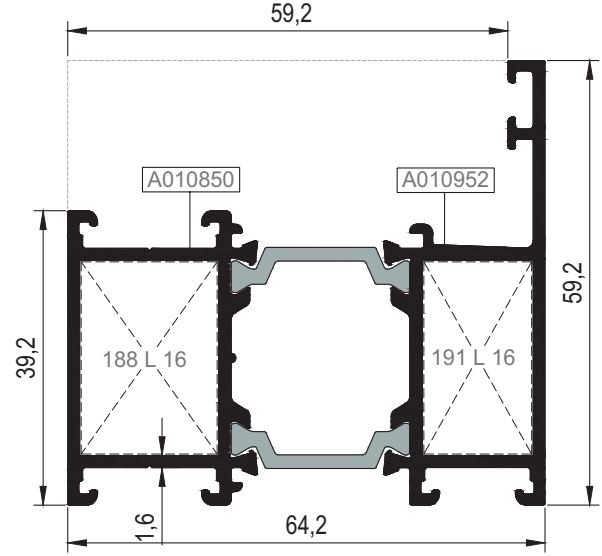
AT64F04




AT64F02

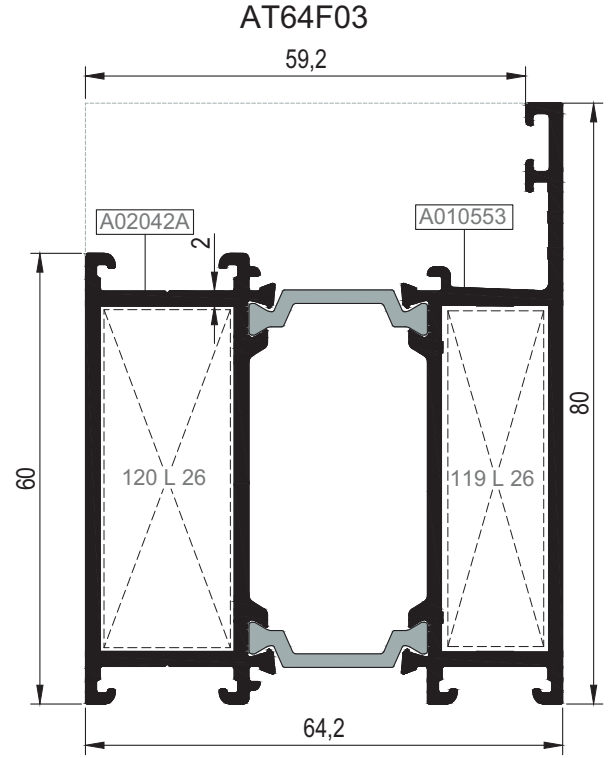
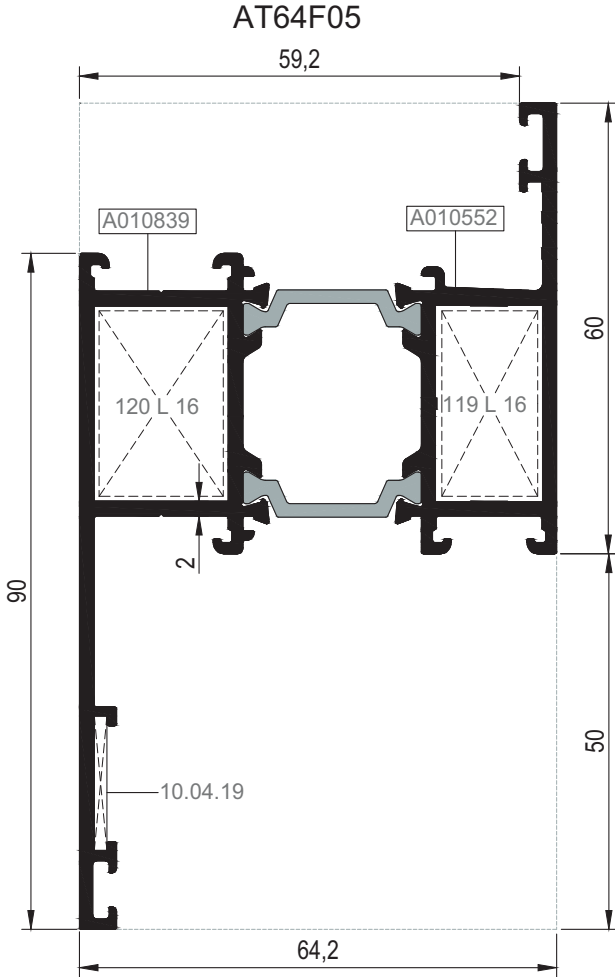


AT64F07



Nr		L m	KESİM ÖLÇÜSÜ CUTTING SIZE	AKS. KODU ACS. CODE
AT64F01	A002038	25 L 13 (A002058)	17,7 mm	120 L 13
	A002043	25 L 13 (A002058)	13,9 mm	119 L 13
AT64F02	A002040	25 L 16 (A002061)	17,7 mm	120 L 16
	A010552	25 L 16 (A002061)	13,9 mm	119 L 16
AT64F04	A010822	25 L 13 (A002058)	18,4 mm	188 L 13
	A010823	25 L 13 (A002058)	14,7 mm	191 L 13
AT64F07	A010850	25 L 16 (A002061)	18,4 mm	188 L 16
	A010952	25 L 16 (A002061)	14,7 mm	191 L 16

KOD / CODE	AĞIRLIK (kg/m) / WEIGHT	Jxx cm ⁴	Jyy cm ⁴	L m	
AT64F05	1,984	30,230	38,034	6	
AT64F03	2,098	29,304	33,917	6	



01

02

03

04

05

06

07



08


09

10

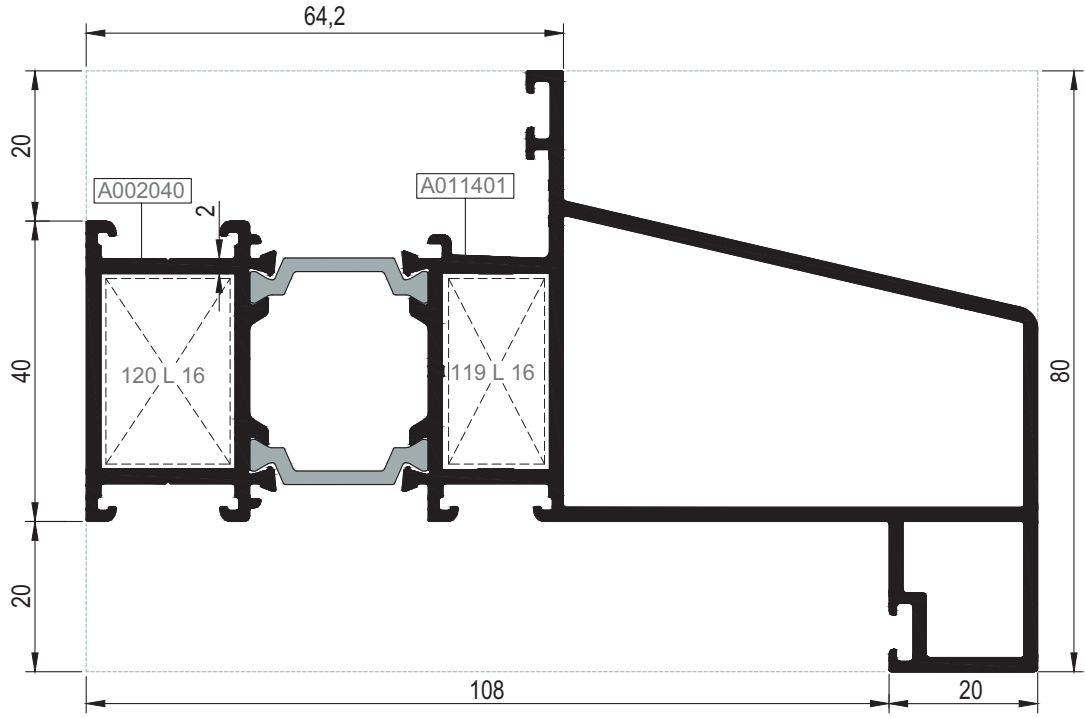
11

12

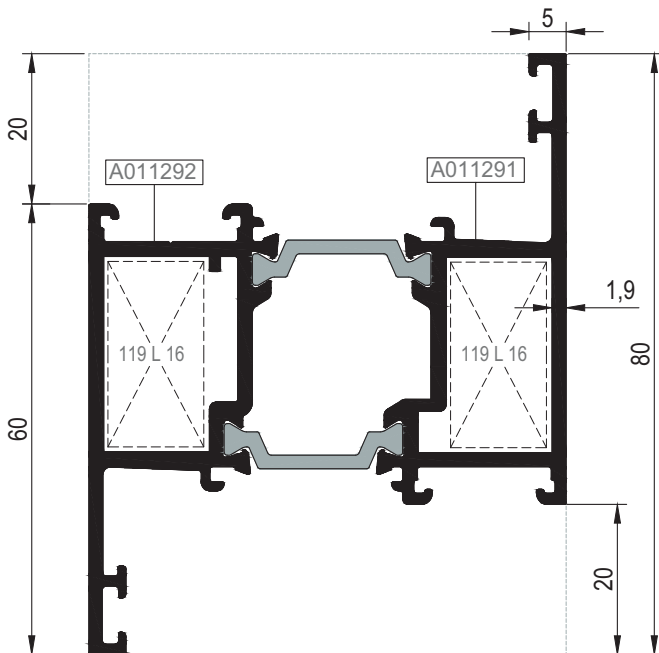
Nr			KESİM ÖLÇÜSÜ CUTTING SIZE	 AKS. KODU ACS. CODE
AT64F05	A010839	25 L 16 (A002061)	17,7 mm	120 L 16
	A010552	25 L 16 (A002061)	13,9 mm	119 L 16
AT64F03	A02042A	25 L 26 (A010540)	17,7 mm	120 L 26
	A010553	25 L 26 (A010540)	13,9 mm	119 L 26



KOD / CODE	AĞIRLIK (kg/m) / WEIGHT	J _{xx} cm ⁴	J _{yy} cm ⁴	L m	
AT64F10	2,766	122,771	32,079	6	
AT64F12	1,836	26,850	17,860	6	

AT64F10



AT64F12

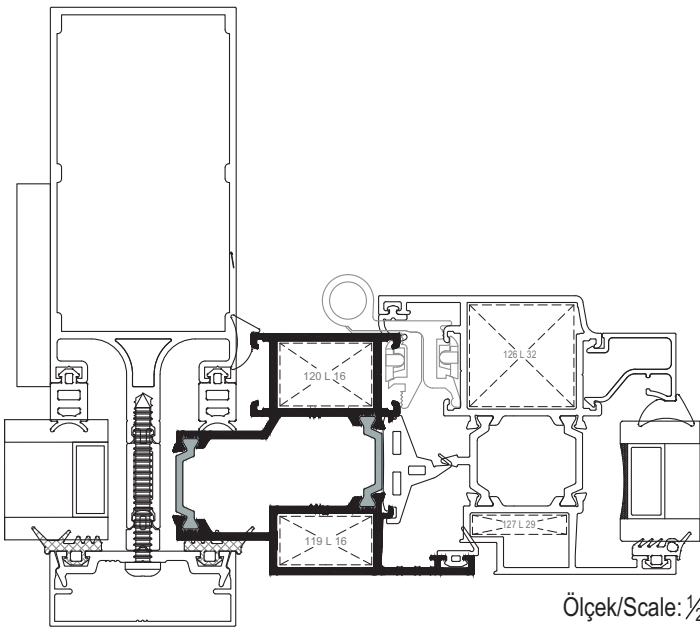
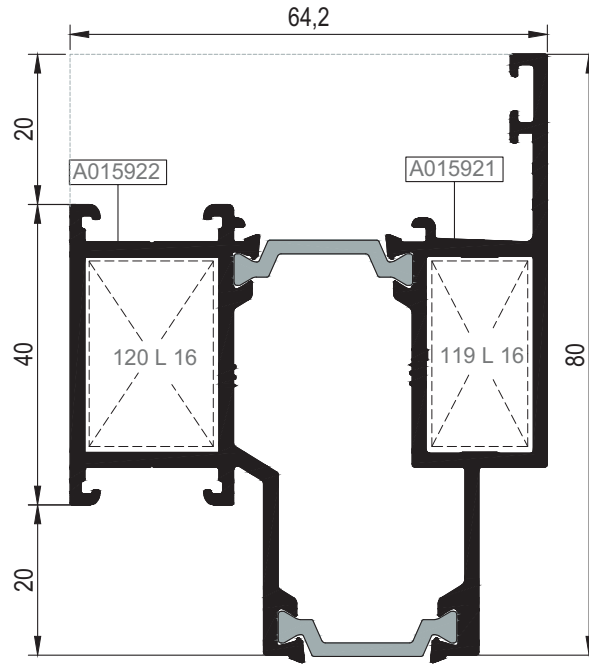


Nr		 L m	KESİM ÖLÇÜSÜ CUTTING SIZE	 AKS. KODU ACS. CODE
AT64F10	A002040	25 L 16 (A002061)	17,7 mm	120 L 16
	A011401	25 L 16 (A002061)	13,9 mm	119 L 16
AT64F12	A011292	25 L 16 (A002061)	13,9 mm	119 L 16
	A011291	25 L 16 (A002061)	13,9 mm	119 L 16

KOD / CODE	AĞIRLIK (kg/m) / WEIGHT	Jxx cm ⁴	Jyy cm ⁴	L m
AT64F13	1,921	23,545	24,086	6



AT64F13

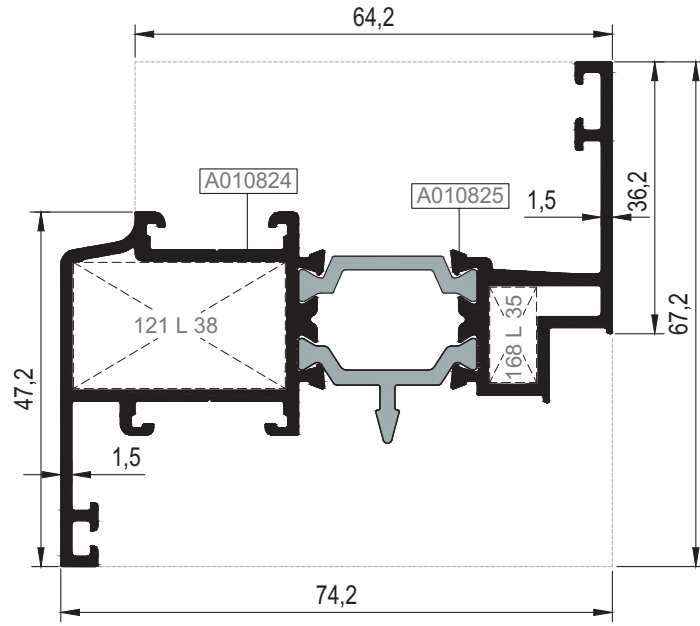


Ölçek/Scale: 1/2

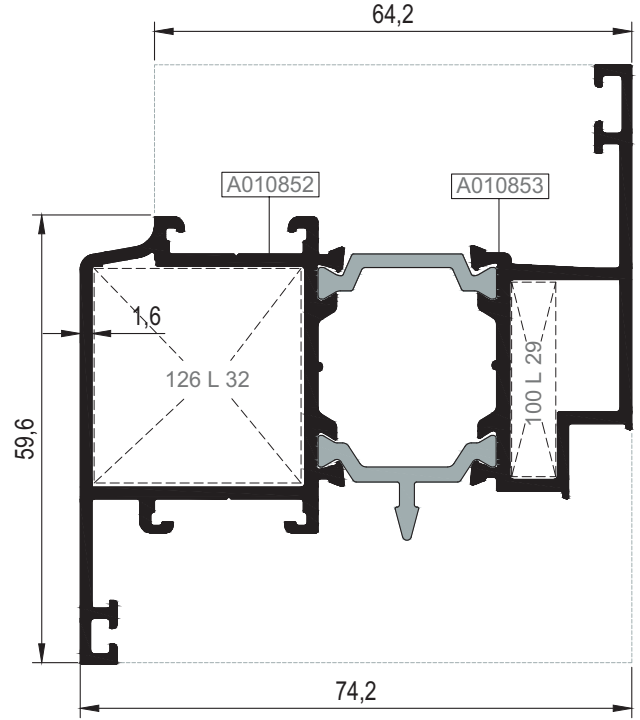
Nr		L m	KESİM ÖLÇÜSÜ CUTTING SIZE	AKS. KODU ACS. CODE
AT64F13	A015922	25 L 16 (A002061)	17,7 mm	120 L 16
	A015921	25 L 16 (A002061)	13,9 mm	119 L 16

KOD / CODE	AĞIRLIK (kg/m) / WEIGHT	Jxx cm ⁴	Jyy cm ⁴	L m	
AT64V07	1,415	23,928	8,348	6	
AT64V11	1,699	29,281	16,560	6	
AT64V16	1,898	33,429	26,867	6	

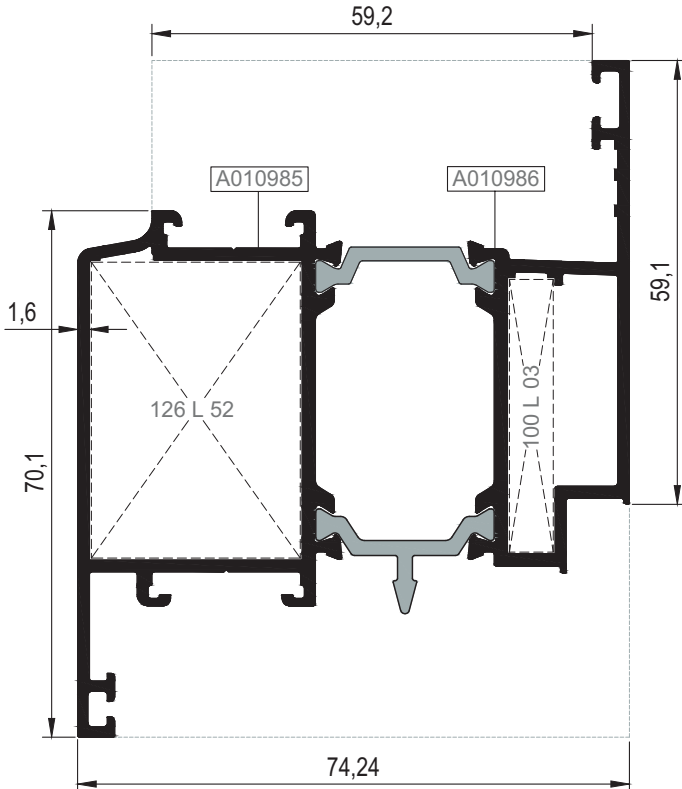
AT64V07



AT64V11

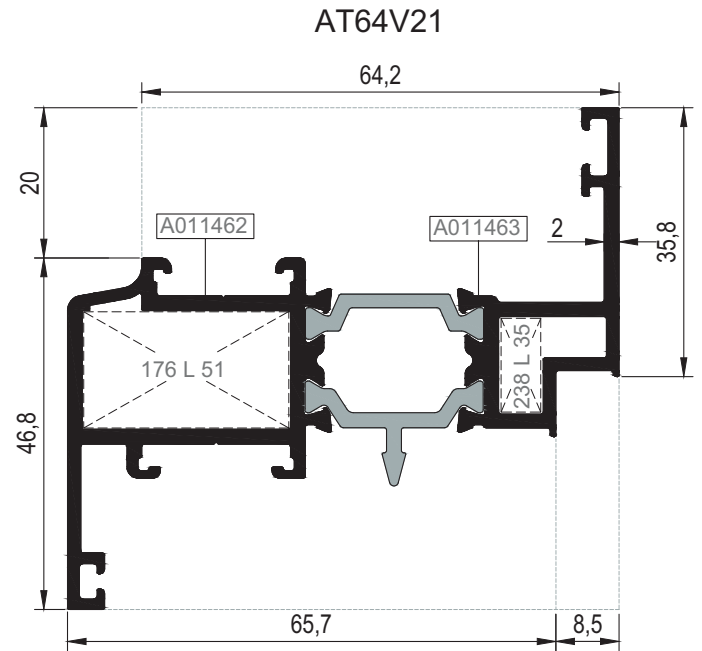
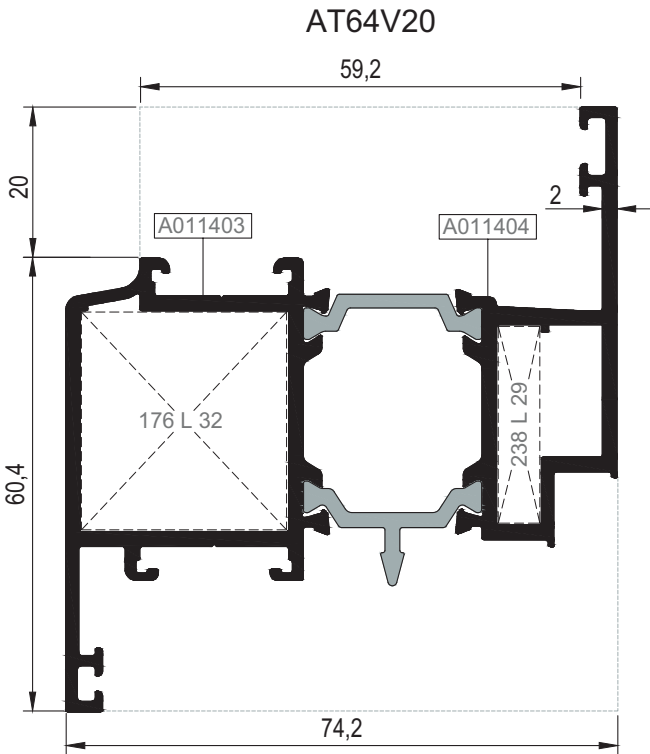
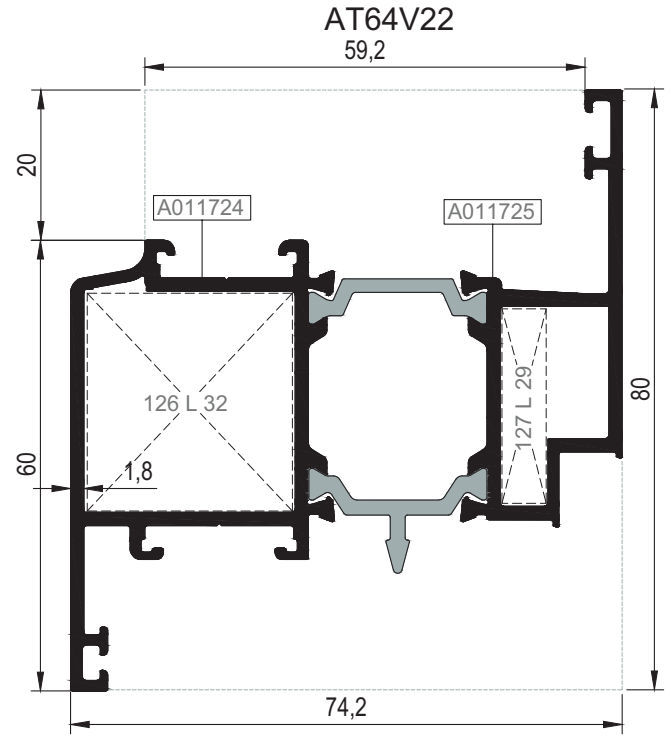
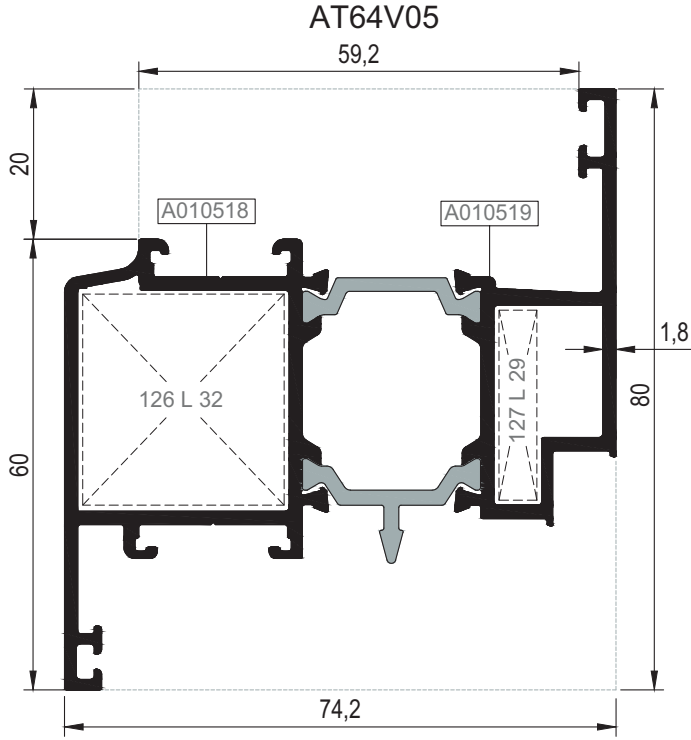


AT64V16



Nr	L m	KESİM ÖLÇÜSÜ CUTTING SIZE	AKS. KODU ACS. CODE
AT64V07	A010824	25 L 38 (A002074)	121 L 38
	A010825	25 L 35 (A010076)	168 L 35
AT64V11	A010852	25 L 32 (A002430)	126 L 32
	A010853	25 L 29 (A010543)	100 L 29
AT64V16	A010985	25 L 52 (A010888)	126 L 52
	A010986	25 L 03 (A002021)	100 L 03

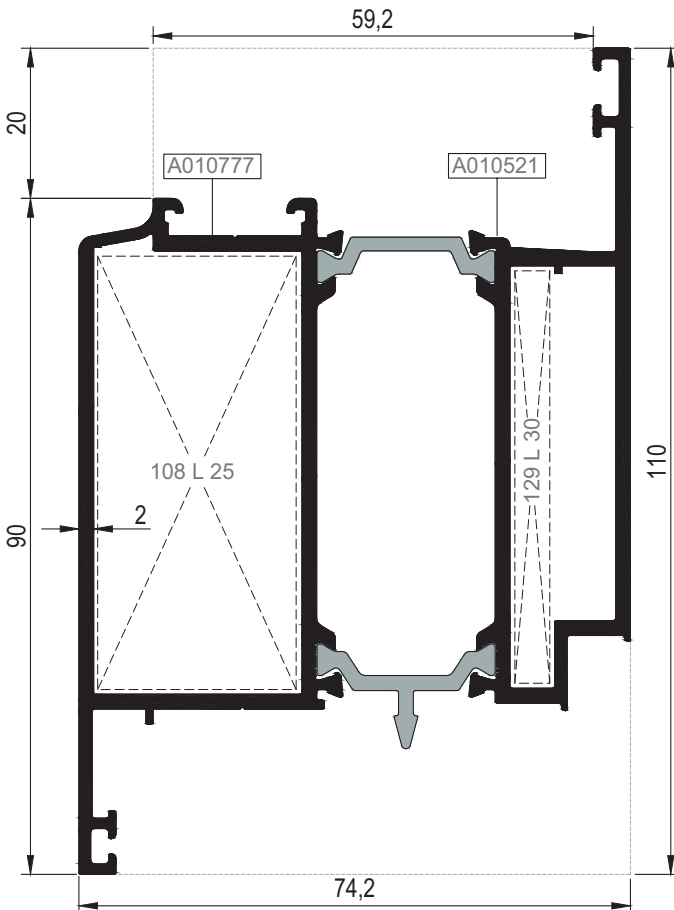
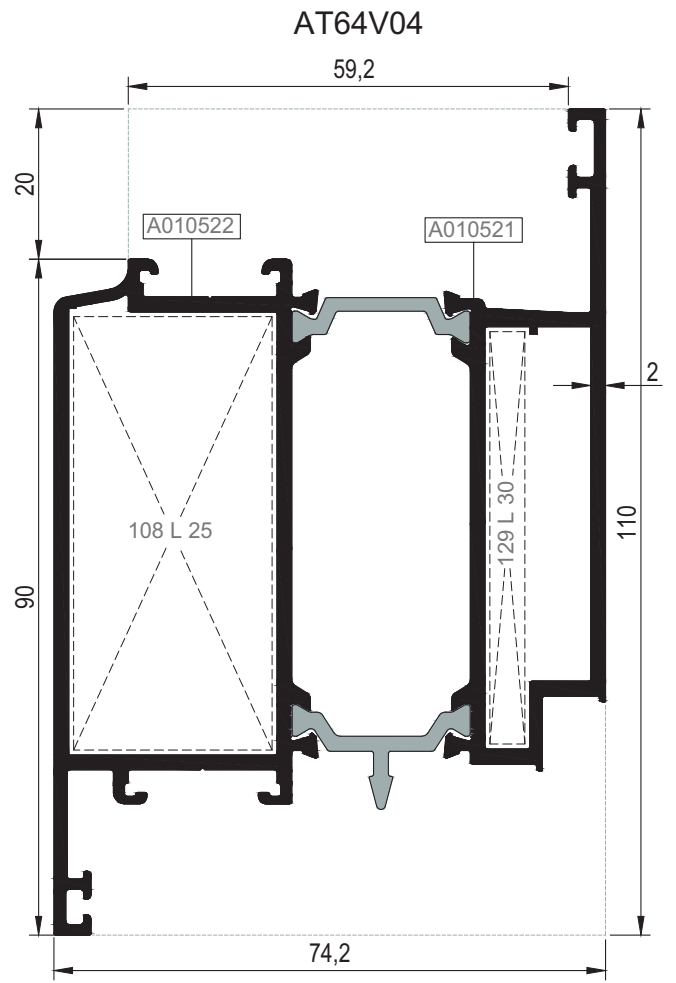
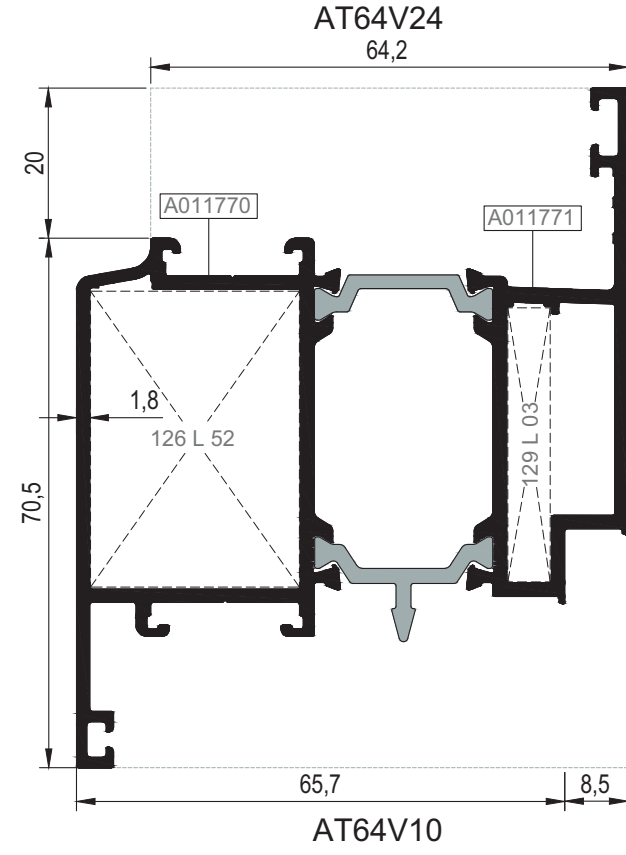
KOD / CODE	AĞIRLIK (kg/m) / WEIGHT	Jxx cm ⁴	Jyy cm ⁴	L m	
AT64V05	1,801	31,816	17,994	6	
AT64V22	1,795	30,100	17,993	6	
AT64V20	1,917	34,200	17,787	6	
AT64V21	1,584	27,054	8,724	6	





Nr		L m	KESİM ÖLÇÜSÜ CUTTING SIZE	AKS. KODU ACS. CODE
AT64V05	A010518	25 L 32 (A002430)	28,1 mm	126 L 32
	A010519	25 L 29 (A010543)	6,1 mm	127 L 29
AT64V22	A011724	25 L 32 (A002430)	28,1 mm	126 L 32
	A011725	25 L 29 (A010543)	6,1 mm	127 L 29
AT64V20	A011403	25 L 32 (A002430)	27,5 mm	176 L 32
	A011404	25 L 29 (A010543)	5,5 mm	238 L 29
AT64V21	A011462	25 L 51 (A010887)	27,5 mm	176 L 51
	A011463	25 L 35 (A010076)	5,5 mm	238 L 35

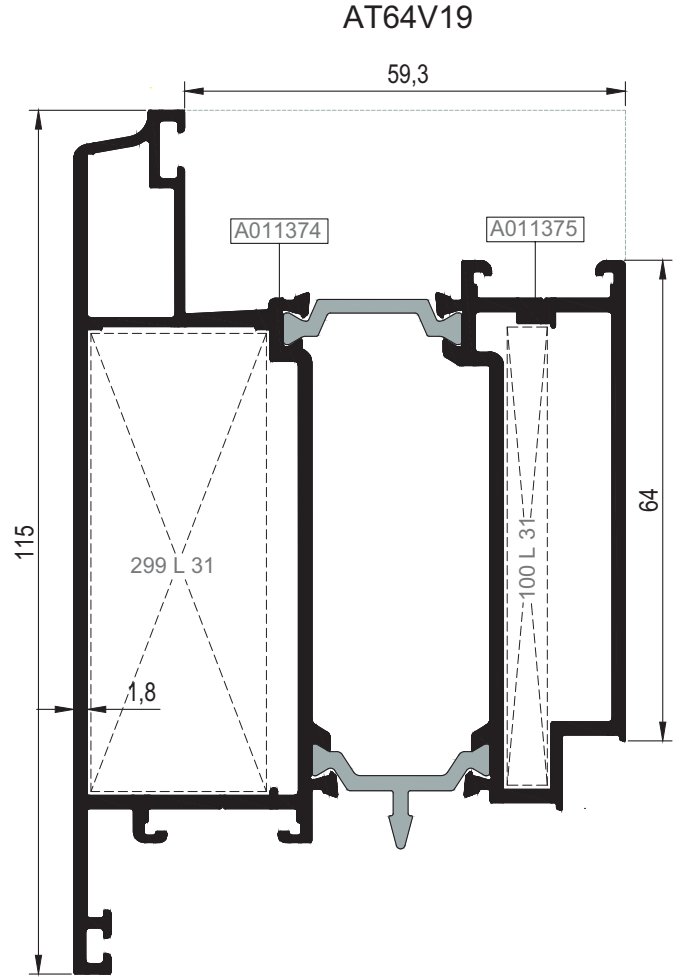
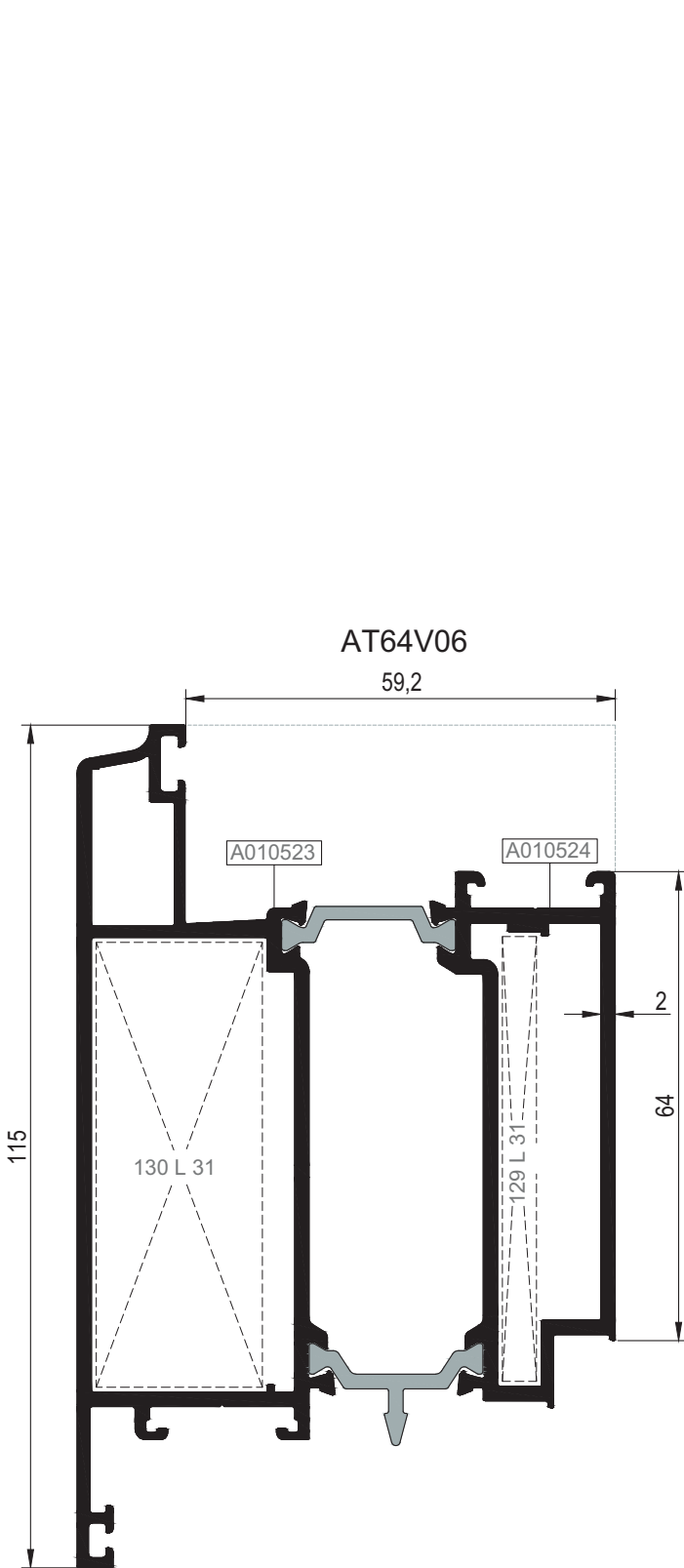
KOD / CODE	AĞIRLIK (kg/m) / WEIGHT	Jxx cm ⁴	Jyy cm ⁴	L m	
AT64V24	2,026	25,139	42,800	6	
AT64V04	2,560	47,341	62,509	6	
AT64V10	2,506	46,759	60,124	6	

- 01
- 02
- 03
- 04
- 05
- 06
- 07
- 08
- 09
- 10
- 11
- 12



Nr	 L m	KEŞİM ÖLÇÜSÜ CUTTING SIZE	 AKS. KODU ACS. CODE	
AT64V24	A011770	25 L 52 (A010888)	28,1 mm	126 L 52
	A011771	25 L 03 (A002021)	5,7 mm	129 L 03
AT64V04	A010522	25 L 25 (A010539)	27,7 mm	108 L 25
	A010521	25 L 30 (A010544)	5,7 mm	129 L 30
AT64V10	A010777	25 L 25 (A010539)	27,7 mm	108 L 25
	A010521	25 L 30 (A010544)	5,7 mm	129 L 30

KOD / CODE	AĞIRLIK (kg/m) / WEIGHT	Jxx cm ⁴	Jyy cm ⁴	L m	
AT64V19	2,625	47,828	78,784	6	
AT64V06	2,846	52,060	84,431	6	

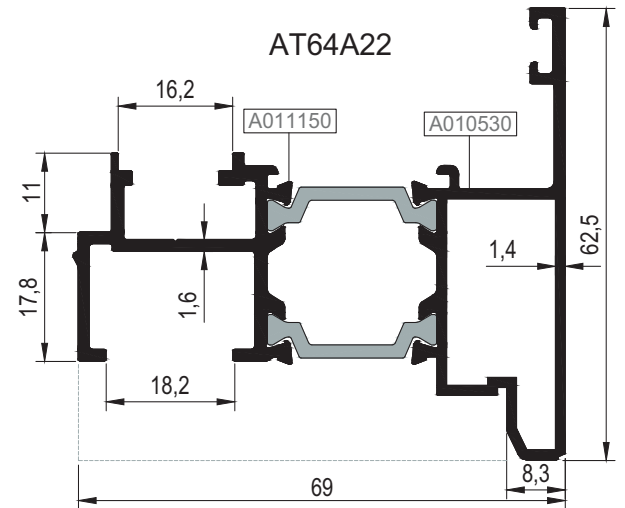
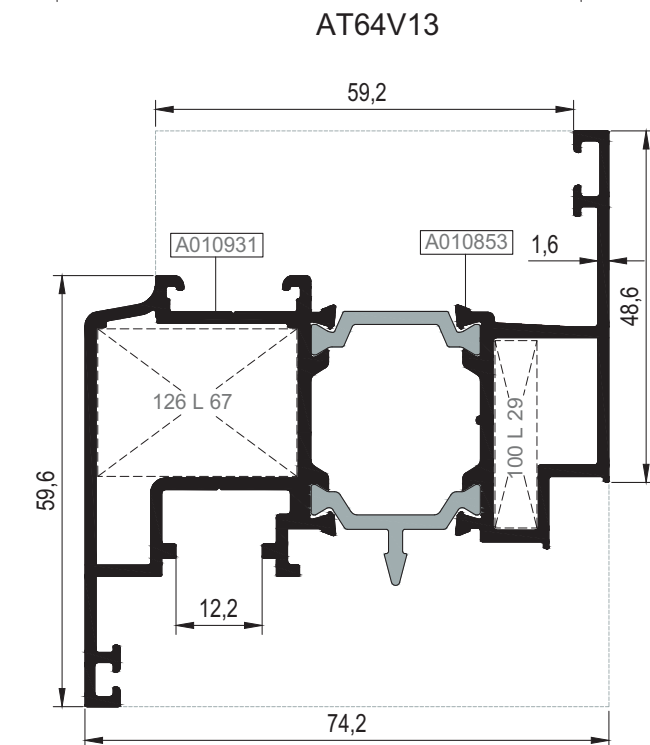
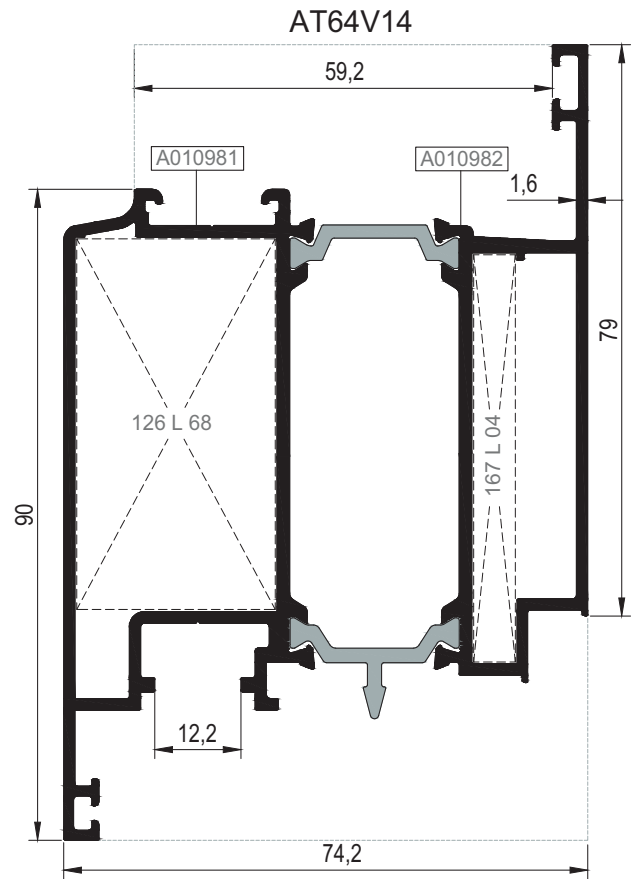
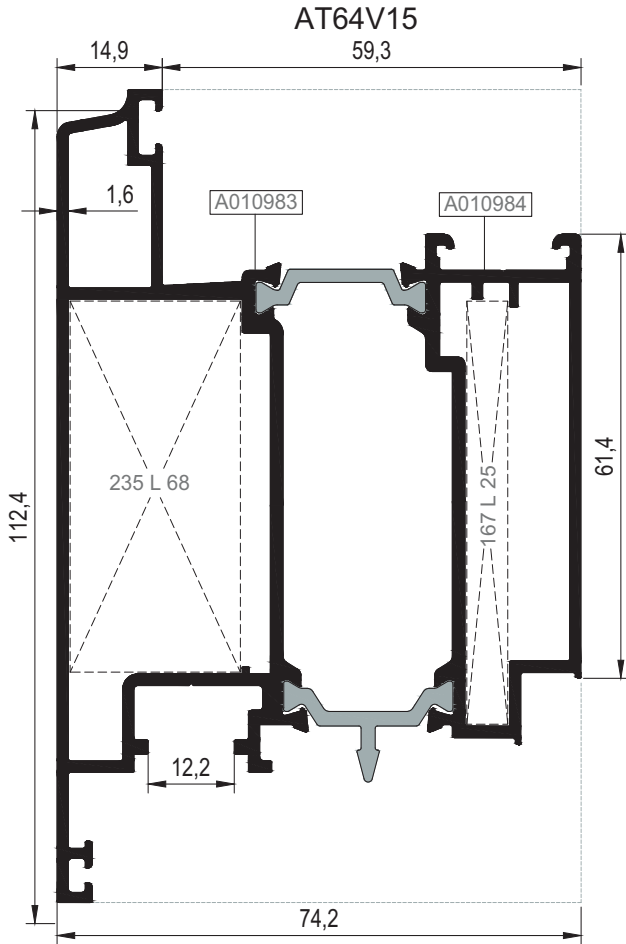


Nr		L m	KESİM ÖLÇÜSÜ CUTTING SIZE	AKS. KODU ACS. CODE
AT64V19	A011375	25 L 31 (A010545)	6,0 mm	100 L 31
	A011374	25 L 31 (A010545)	24,2 mm	299 L 31
AT64V06	A010523	25 L 31 (A010545)	23,9 mm	130 L 31
	A010524	25 L 31 (A010545)	5,7 mm	129 L 31

KOD / CODE	AĞIRLIK (kg/m) / WEIGHT	Jxx cm4	Jyy cm4	L m
AT64V13	1,765	30,000	16,364	6
AT64V14	2,328	41,495	56,615	6
AT64V15	2,570	44,277	71,818	6
AT64A22	1,300	17,918	8,231	6



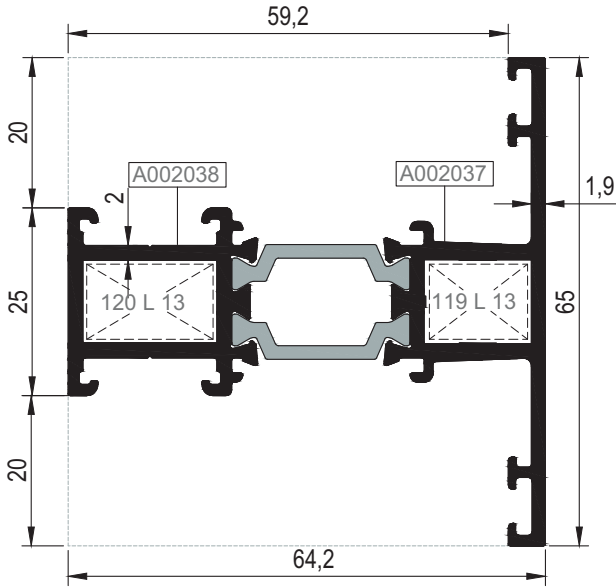
- 01
- 02
- 03
- 04
- 05
- 06
- 07
- 08
- 09
- 10
- 11
- 12



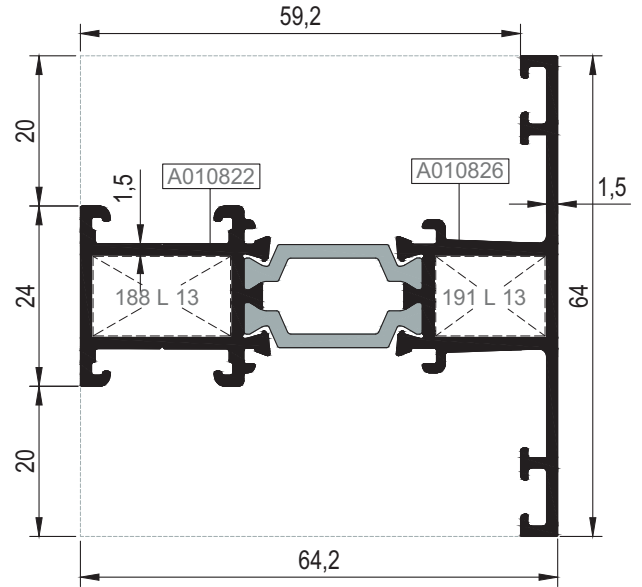
Nr		L m	KEŞİM ÖLÇÜSÜ CUTTING SIZE	AKS. KODU ACS. CODE
AT64V13	A010931	25 L 67 (A011006)	28.1 mm	126 L 67
	A010853	25 L 29 (A010543)	6.0 mm	100 L 29
AT64V14	A010981	25 L 68 (A011005)	28.1 mm	126 L 68
	A010982	25 L 04 (A002211)	5.8 mm	167 L 04
AT64V15	A010984	25 L 25 (A010539)	5.8 mm	167 L 25
	A010983	25 L 68 (A011005)	24.3 mm	235 L 68

KOD / CODE	AĞIRLIK (kg/m) / WEIGHT	Jxx cm ⁴	Jyy cm ⁴	L m	
AT64M01	1,460	19,858	7,759	6	
AT64M12	1,247	16,532	6,573	6	
AT64M09	1,891	26,834	18,387	6	

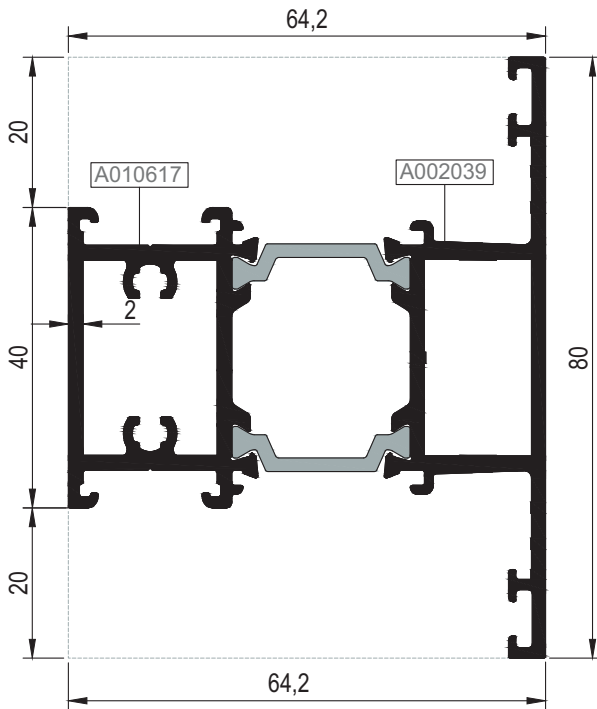
AT64M01



AT64M12



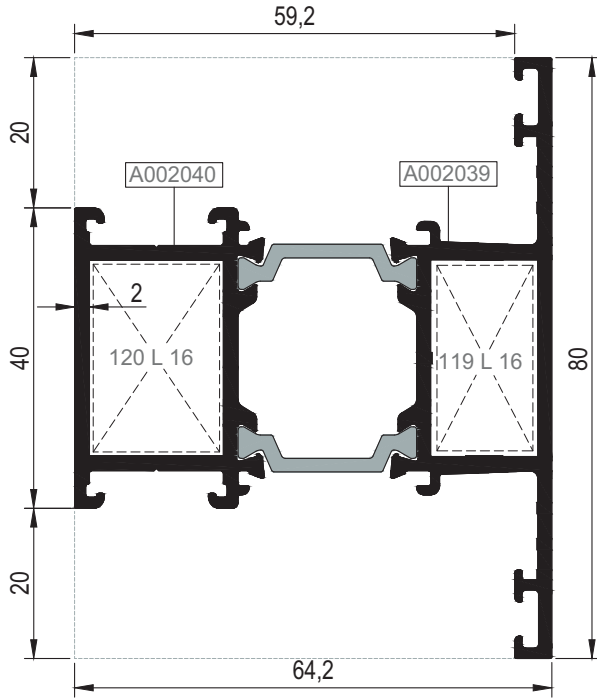
AT64M09



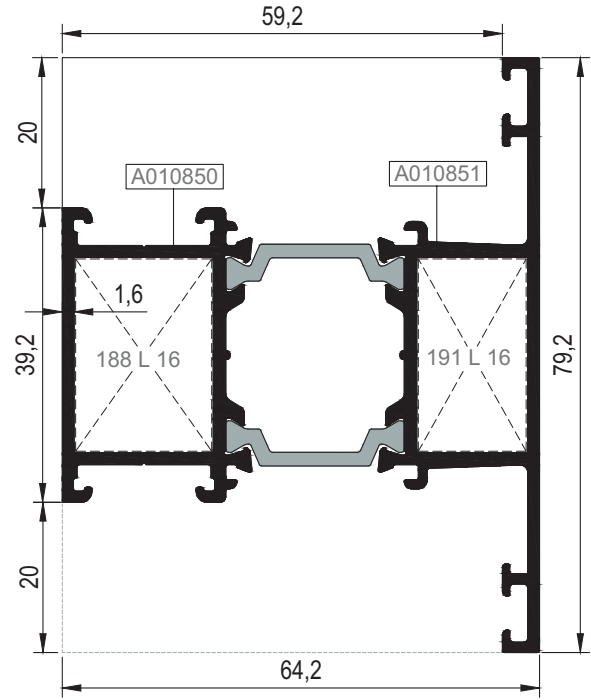
Nr		L m	KESİM ÖLÇÜSÜ CUTTING SIZE	AKS. KODU ACS. CODE
AT64M01	A002037	25 J 40 (A011871)	10,5 mm	102 J 40
	A002038	25 J 04 (A010567)	10,5 mm	102 J 04
AT64M01	A002037	25 J 40 (A011871)	10,5 mm	102 J 40
	A002038	25 J 04 (A010567)	10,5 mm	102 J 04
AT64M01	A002037	25 J 40 (A011871)	10,5 mm	102 J 40
	A002038	25 J 04 (A010567)	10,5 mm	102 J 04
AT64M12	A010822	25 J 40 (A011871)	10,7 mm	103 J 40
	A010826	25 J 04 (A010567)	10,7 mm	103 J 04
Nr		L m	KESİM ÖLÇÜSÜ CUTTING SIZE	AKS. KODU ACS. CODE
AT64M01	A002037	25 L 13 (A002058)	13,9 mm	119 L 13
	A002038	25 L 13 (A002058)	17,7 mm	120 L 13
AT64M12	A010822	25 L 13 (A002058)	18,4 mm	188 L 13
	A010826	25 L 13 (A002058)	14,7 mm	191 L 13

KOD / CODE	AĞIRLIK (kg/m) / WEIGHT	J _{xx} cm ⁴	J _{yy} cm ⁴	L m	
AT64M02	1,797	25,170	17,981	6	
AT64M03	2,255	32,456	43,010	6	
AT64M13	1,596	21,704	15,833	6	

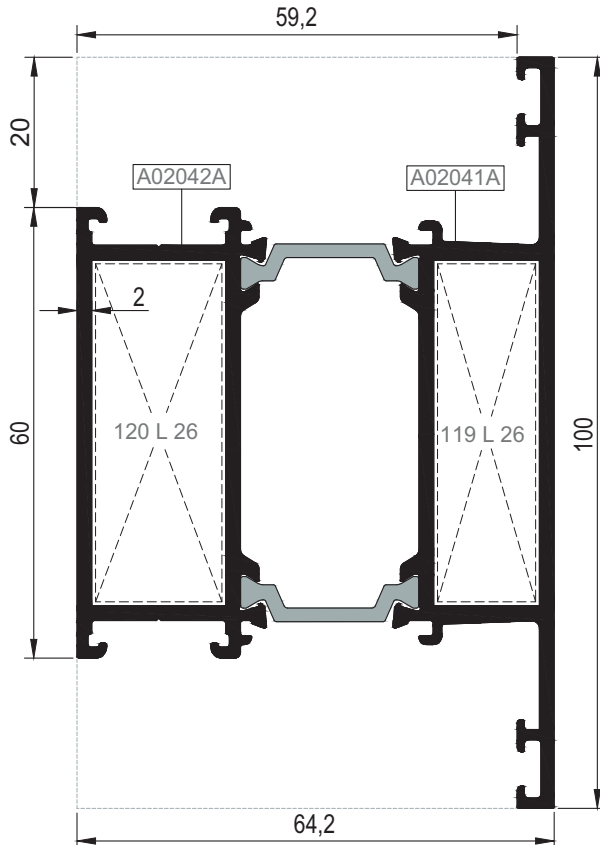
AT64M02




AT64M13



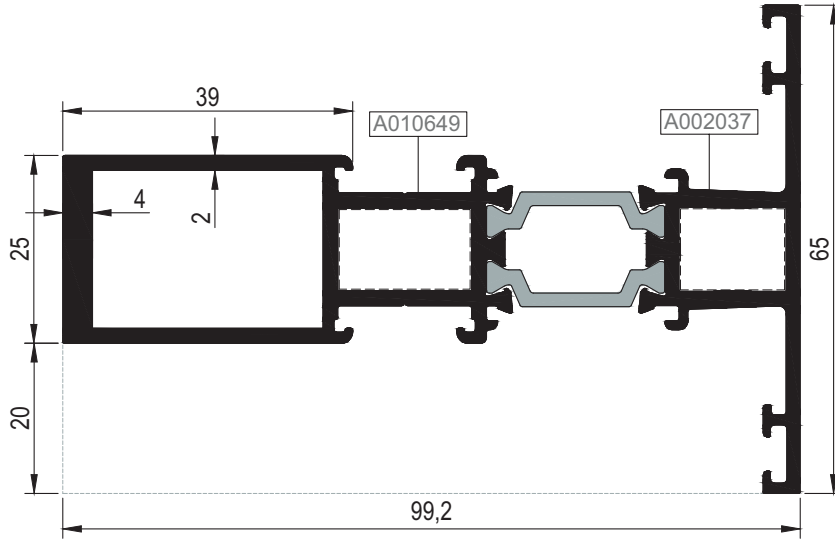
AT64M03



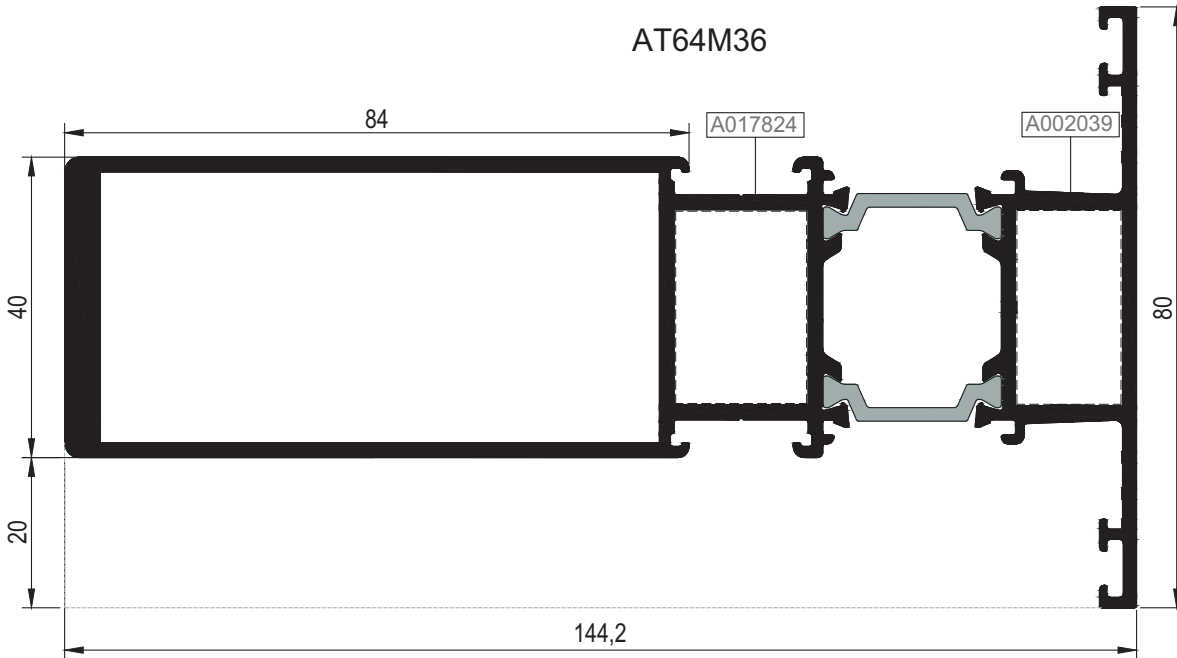
Nr		L m	KESİM ÖLÇÜSÜ CUTTING SIZE	AKS. KODU ACS. CODE
AT64M02	A002039	25 J 40 (A011871)	25,5 mm	135 J 40
	A002040	25 J 04 (A010567)	25,5 mm	135 J 04
AT64M02	A002039	25 J 40 (A011871)	25,5 mm	135 J 40
	A002040	25 J 04 (A010567)	25,5 mm	135 J 04
AT64M02	A002039	25 J 40 (A011871)	25,5 mm	135 J 40
	A002040	25 J 04 (A010567)	25,5 mm	135 J 04
AT64M03	A02041A	25 J 40 (A011871)	45,5 mm	136 J 40
	A02042A	25 J 04 (A010567)	45,5 mm	136 J 04
AT64M03	A02041A	25 J 40 (A011871)	45,5 mm	136 J 40
	A02042A	25 J 04 (A010567)	45,5 mm	136 J 04
AT64M03	A02041A	25 J 40 (A011871)	45,5 mm	136 J 40
	A02042A	25 J 04 (A010567)	45,5 mm	136 J 04
AT64M13	A010851	25 J 40 (A011871)	25,5 mm	135 J 40
	A010850	25 J 04 (A010567)	25,5 mm	135 J 04
AT64M13	A010851	25 J 40 (A011871)	25,5 mm	135 J 40
	A010850	25 J 04 (A010567)	25,5 mm	135 J 04
Nr		L m	KESİM ÖLÇÜSÜ CUTTING SIZE	AKS. KODU ACS. CODE
AT64M02	A002039	25 L 16 (A002061)	13,9 mm	119 L 16
	A002040	25 L 16 (A002061)	17,7 mm	120 L 16
AT64M03	A02041A	25 L 26 (A010540)	13,9 mm	119 L 26
	A02042A	25 L 26 (A010540)	17,7 mm	120 L 26
AT64M13	A010850	25 L 16 (A002061)	18,4 mm	188 L 16
	A010851	25 L 16 (A002061)	14,7 mm	191 L 16

KOD / CODE	AĞIRLIK (kg/m) / WEIGHT	Jxx cm ⁴	Jyy cm ⁴	L m	
AT64M10	2,067	65,118	9,925	6	
AT64M36	3,128	214,428	31,157	6	


AT64M10

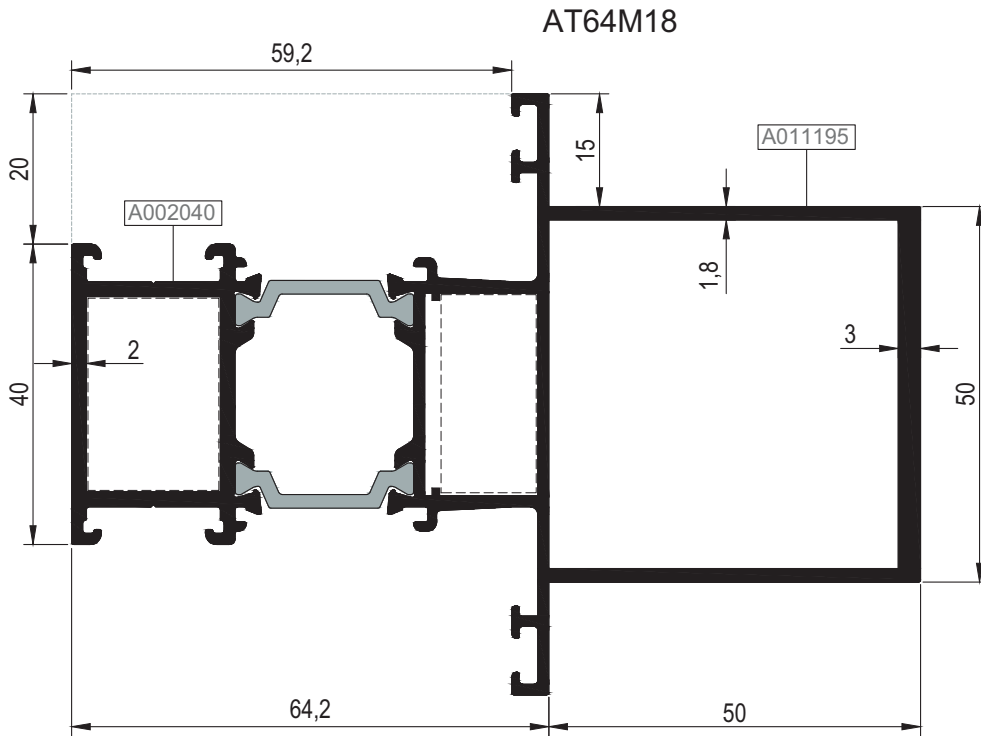
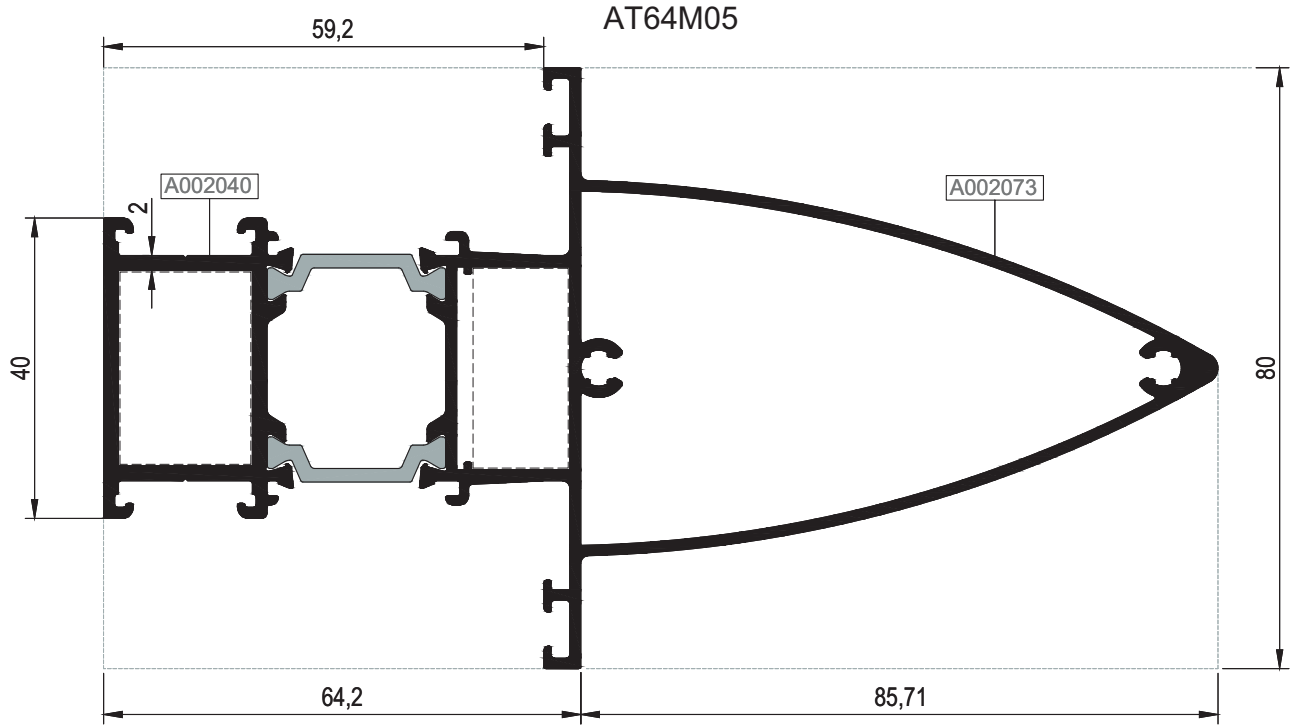




AT64M36



Nr		L m	KESİM ÖLÇÜSÜ CUTTING SIZE	AKS. KODU ACS. CODE
AT64M10 (Kasa ve orta kayıt içinde kullanırsa)	A002037	25 J 40 (A011871)	10,5 mm	102 J 40
	A010649	25 J 04 (A010567)	10,5 mm	102 J 04
AT64M36 (Kasa ve orta kayıt içinde kullanırsa)	A002039	25 J 40 (A011871)	25,5 mm	135 J 40
	A017824	25 J 04 (A010567)	25,5 mm	135 J 04


KOD / CODE	AĞIRLIK (kg/m) / WEIGHT	Jxx cm ⁴	Jyy cm ⁴	L m	
AT64M05	2,461	117,888	24,140	6	
AT64M18	2,523	92,687	29,330	6	



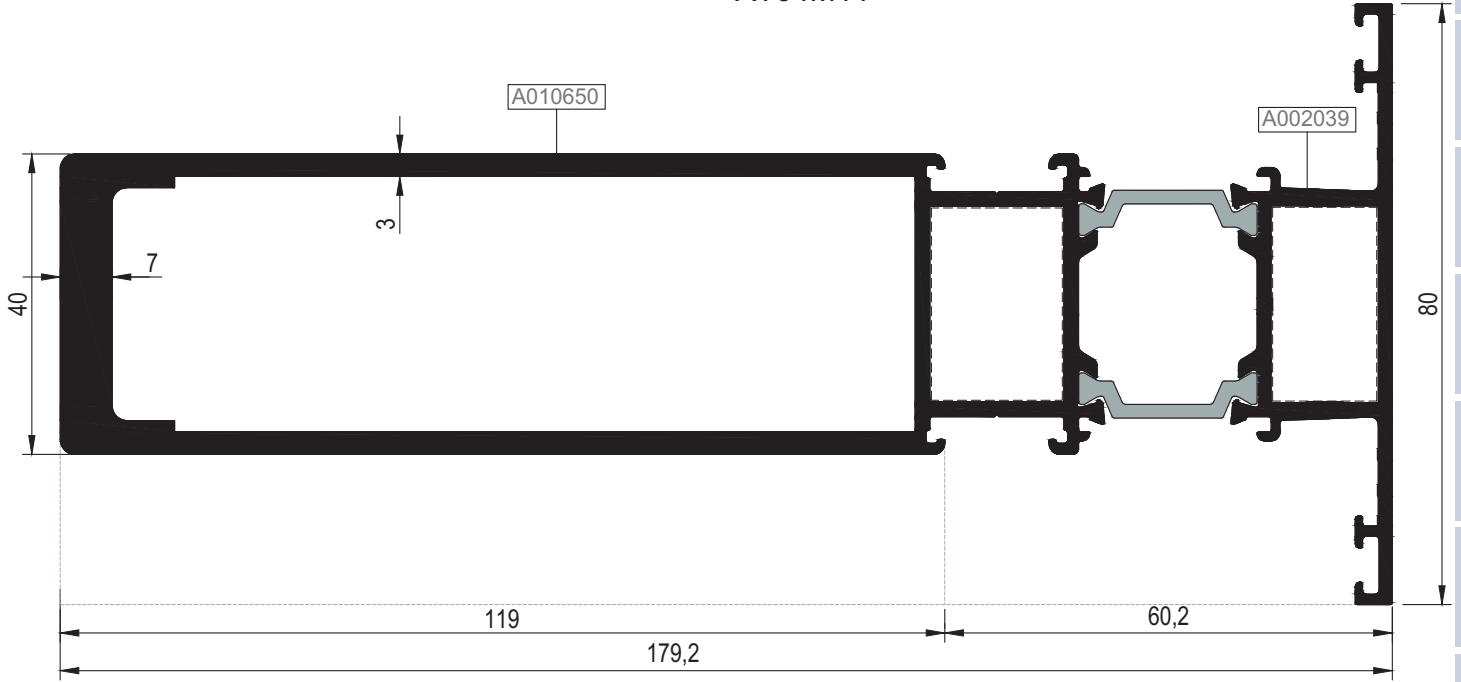
Nr		 L m	KESİM ÖLÇÜSÜ CUTTING SIZE	 AKS. KODU ACS. CODE
AT64M05 (Kasa ve orta kayıt içinde kullanırsa)	A002073	25 J 40 (A011871)	25,5 mm	135 J 40
	A002040	25 J 04 (A010567)	25,5 mm	135 J 04
AT64M18 (Kasa ve orta kayıt içinde kullanırsa)	A011195	25 J 40 (A011871)	25,5 mm	135 J 40
	A002040	25 J 04 (A010567)	25,5 mm	135 J 04

TAKVİYELİ ORTA KAYIT PROFİLLERİ
REINFORCED MULLION PROFILES

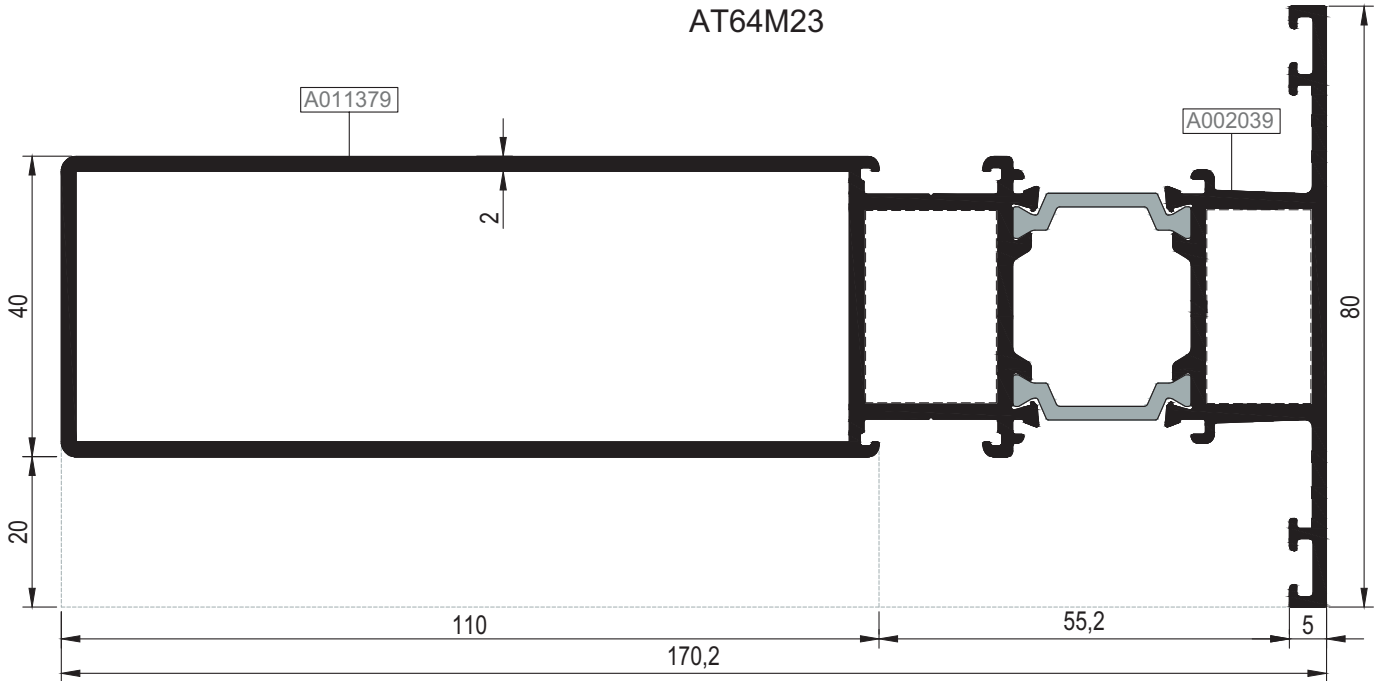
RWT64



KOD / CODE	AĞIRLIK (kg/m) / WEIGHT	Jxx cm ⁴	Jyy cm ⁴	L m	
AT64M11	4,380	455,957	44,590	6	
AT64M23	3,136	261,231	33,986	6	

AT64M11



AT64M23



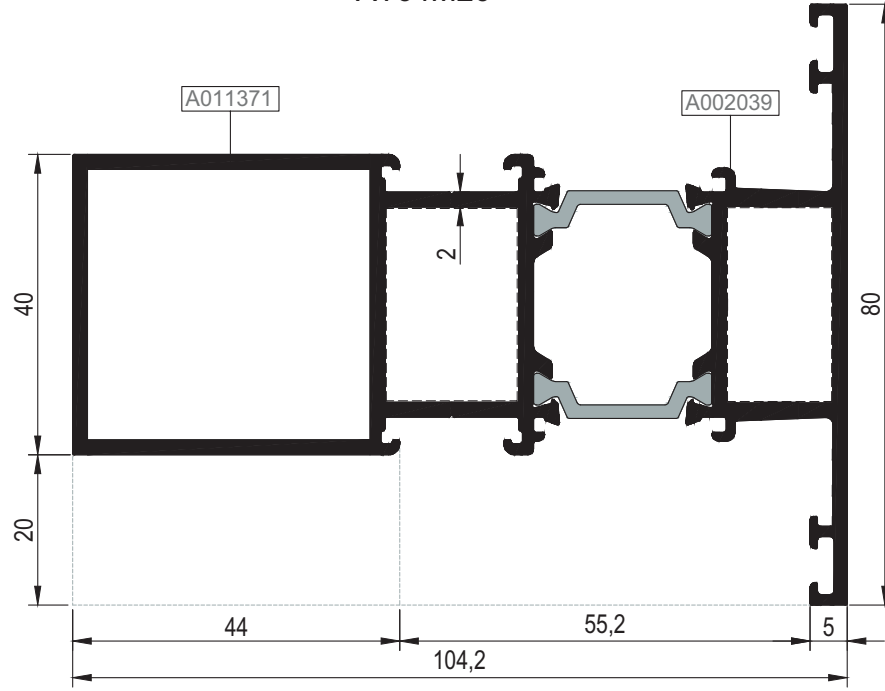
Nr		 L m	KESİM ÖLÇÜSÜ CUTTING SIZE	 AKS. KODU ACS. CODE
AT64M11 (Kasa ve orta kayıt içinde kullanılsa)	A002039	25 J 40 (A011871)	25,5 mm	135 J 40
	A010650	25 J 04 (A010567)	25,5 mm	135 J 04
AT64M23 (Kasa ve orta kayıt içinde kullanılsa)	A011379	25 J 04 (A010567)	25,5 mm	135 J 04
	A002039	25 J 40 (A011871)	25,5 mm	135 J 40

KOD / CODE	AĞIRLIK (kg/m) / WEIGHT	J _{xx} cm ⁴	J _{yy} cm ⁴	L m
AT64M20	2,425	77,837	24,511	6
AT64M22	2,486	88,072	25,314	6

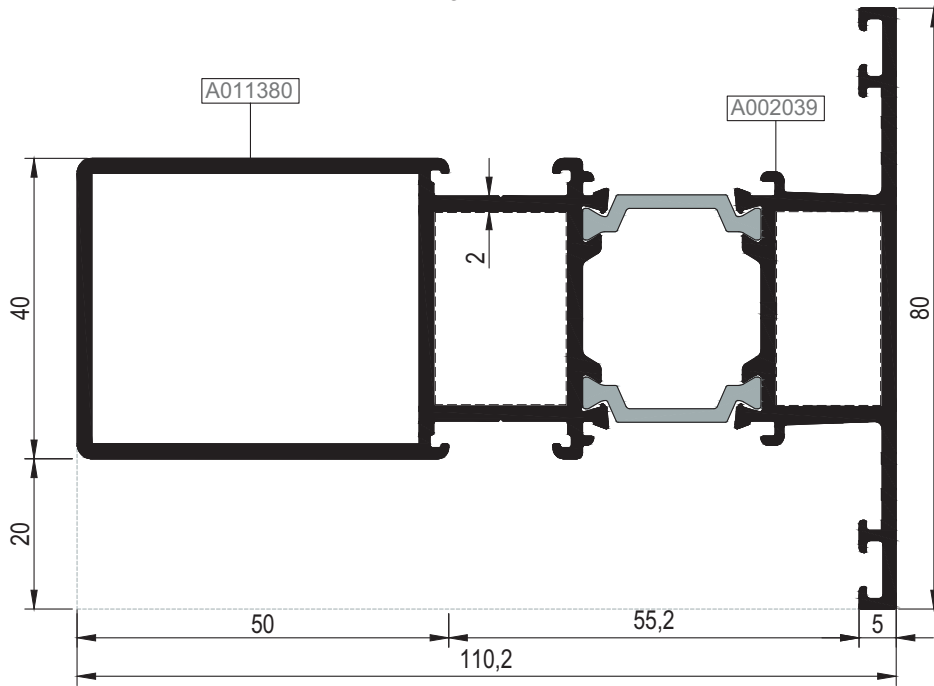


- 01
- 02
- 03
- 04
- 05
- 06
- 07
- 08
- 09
- 10
- 11
- 12

AT64M20



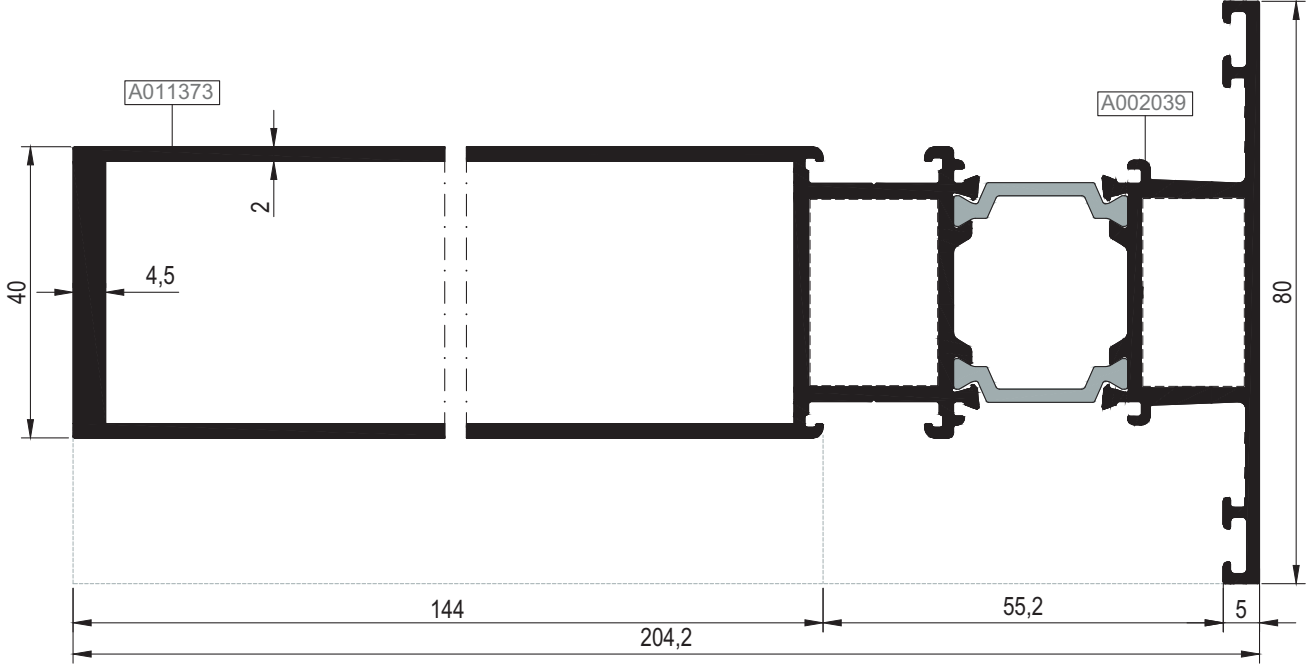
AT64M22



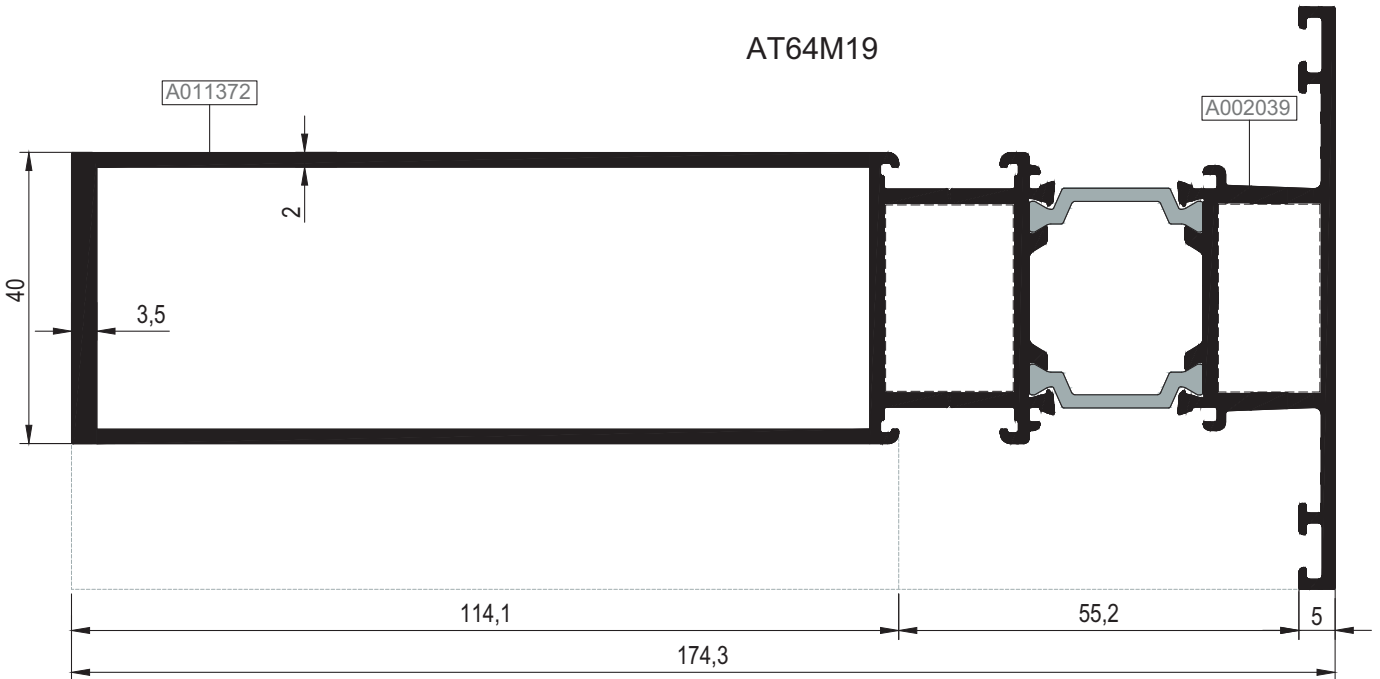
Nr		L m	KESİM ÖLÇÜSÜ CUTTING SIZE	AKS. KODU ACS. CODE
AT64M20 (Kasa ve orta kayıt içinde kullanılırsa)	A011371	25 J 04 (A010567)	25,5 mm	135 J 04
	A002039	25 J 40 (A011871)	25,5 mm	135 J 40
AT64M22 (Kasa ve orta kayıt içinde kullanılırsa)	A011380	25 J 04 (A010567)	25,5 mm	135 J 04
	A002039	25 J 40 (A011871)	25,5 mm	135 J 40

KOD / CODE	AĞIRLIK (kg/m) / WEIGHT	Jxx cm ⁴	Jyy cm ⁴	L m	
AT64M21	3,753	507,286	39,936	6	
AT64M19	3,332	316,760	38,060	6	

AT64M21



AT64M19

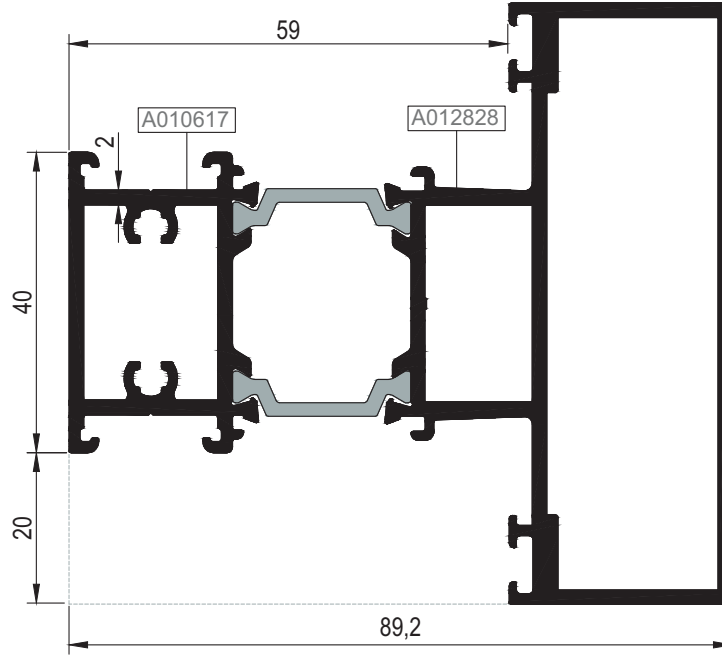


Nr		L m	KESİM ÖLÇÜSÜ CUTTING SIZE	AKS. KODU ACS. CODE
AT64M21 (Kasa ve orta kayıt içinde kullanılsa)	A011373	25 J 04 (A010567)	25,5 mm	135 J 04
	A002039	25 J 40 (A011871)	25,5 mm	135 J 40
AT64M19 (Kasa ve orta kayıt içinde kullanılsa)	A011372	25 J 04 (A010567)	25,5 mm	135 J 04
	A002039	25 J 40 (A011871)	25,5 mm	135 J 40

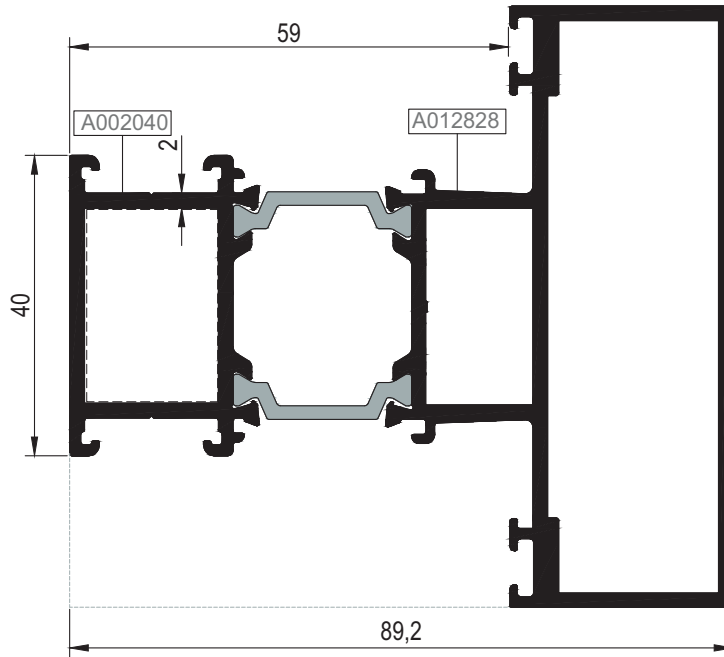
KOD / CODE	AĞIRLIK (kg/m) / WEIGHT	J _{xx} cm ⁴	J _{yy} cm ⁴	L m
AT64M26	2,583	59,729	43,395	6
AT64M34	2,489	53,670	41,502	6




AT64M26

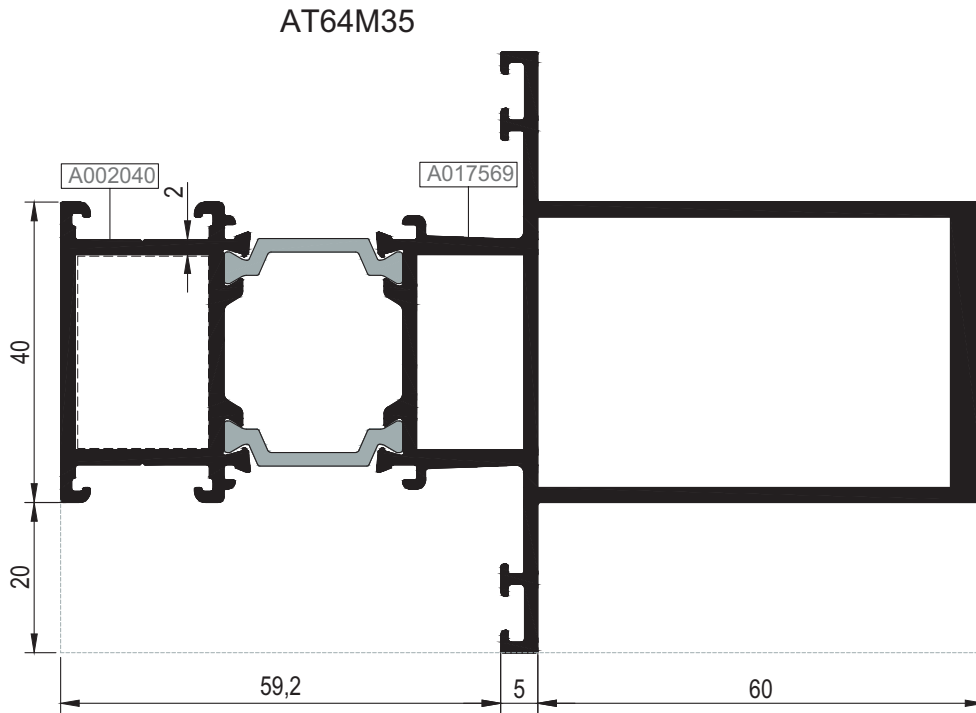
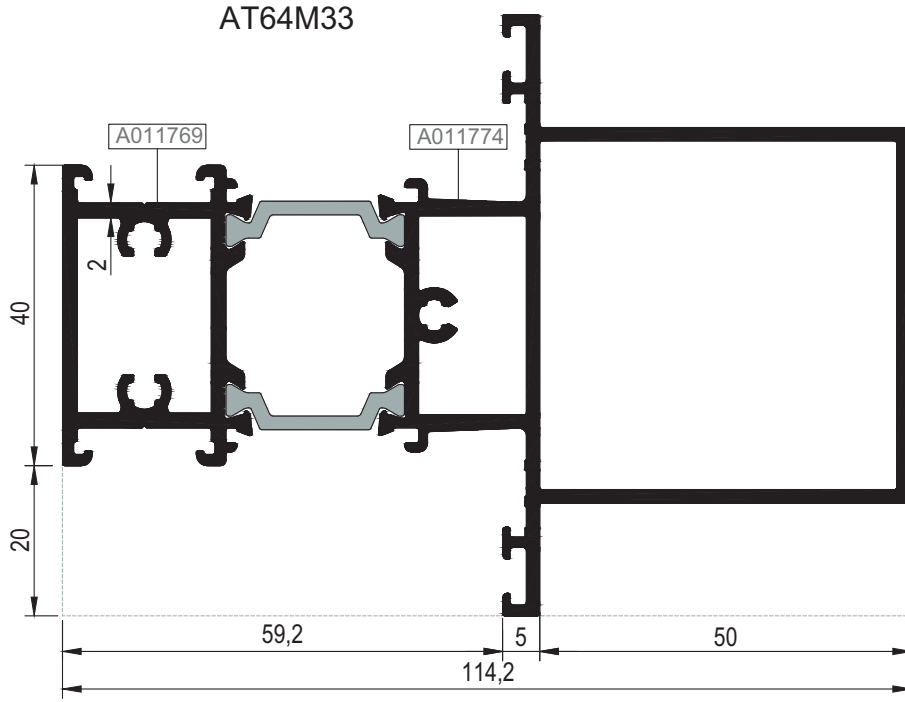


AT64M34





Nr		L m	KESİM ÖLÇÜSÜ CUTTING SIZE	AKS. KODU ACS. CODE
AT64M26 (Kasa ve orta kayıt çinde kullanırsanız)	A010617	-	-	-
	A012828	25 J 40 (A011871)	25,5 mm	135 J 40
AT64M34 (Kasa ve orta kayıt çinde kullanırsanız)	A002040	25 J 04 (A010567)	25,5 mm	135 J 04
	A012828	25 J 40 (A011871)	25,5 mm	135 J 40

KOD / CODE	AĞIRLIK (kg/m) / WEIGHT	Jxx cm ⁴	Jyy cm ⁴	L m	
AT64M33	2,615	88,613	31,409	6	
AT64M35	2,888	120,990	28,223	6	



- 01
- 02
- 03
- 04
- 05
- 06
- 07
- 08
- 09
- 10
- 11
- 12

Nr		 L m	KESİM ÖLÇÜSÜ CUTTING SIZE	 AKS. KODU ACS. CODE
AT64M35 (Kasa ve orta kayıt içinde kullanılırsa)	A002040	25 J 04 (A010567)	25,5 mm	135 J 04
	A017569	25 J 40 (A011871)	25,5 mm	135 J 40

KOD / CODE	AĞIRLIK (kg/m) / WEIGHT	Jxx cm ⁴	Jyy cm ⁴	L m
AT64M04	3,012	44,578	126,088	6



01

02

03

04

05

06

07

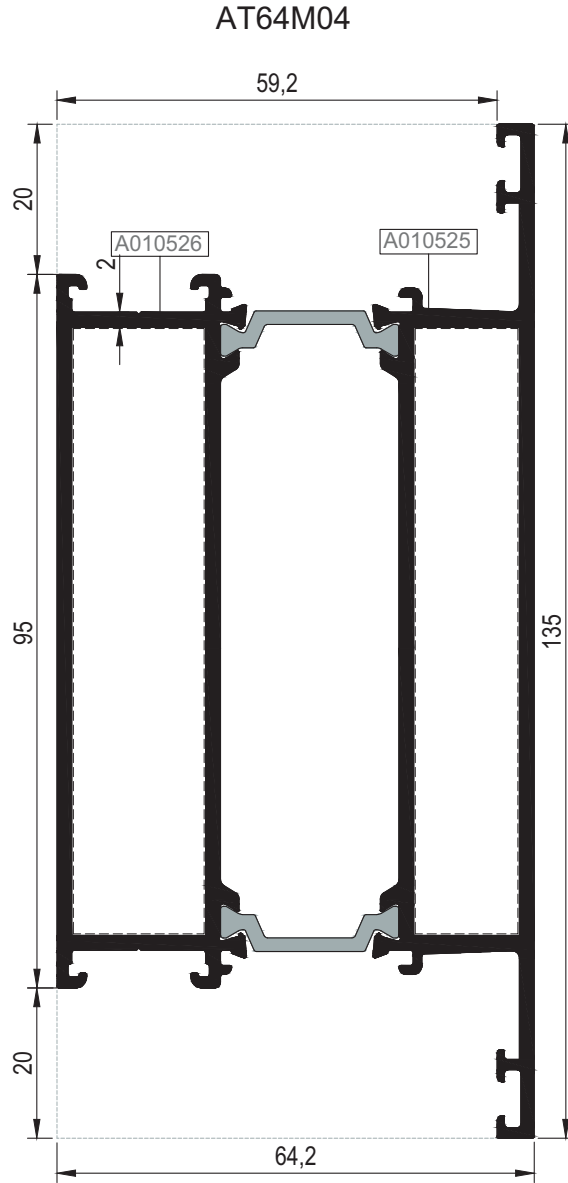
08

09

10

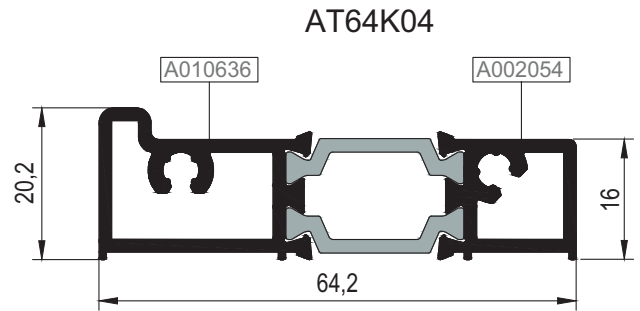
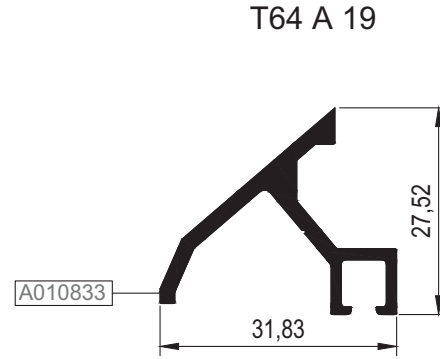
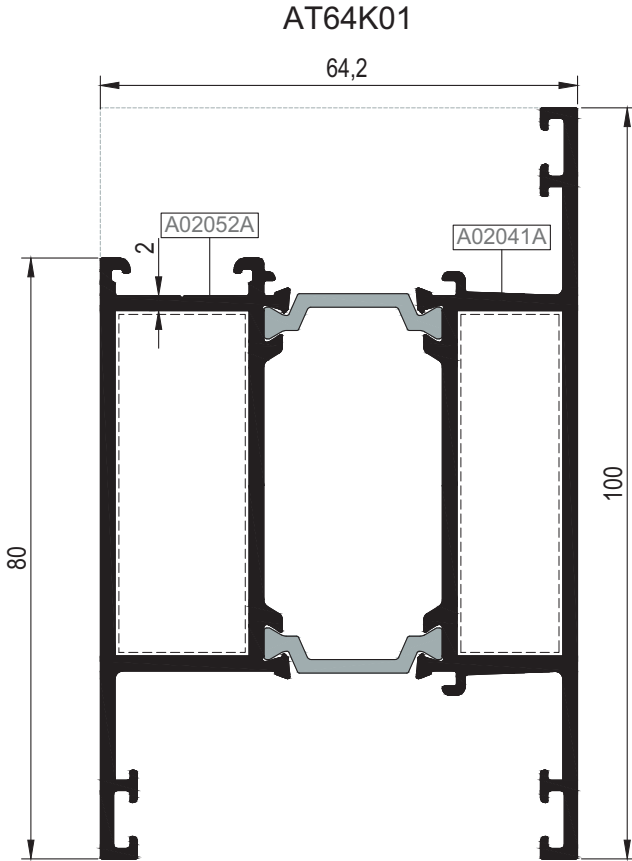
11

12



Nr		L m	KESİM ÖLÇÜSÜ CUTTING SIZE	AKS. KODU ACS. CODE
AT64M04 (Kasa ve orta kayıt içinde kullanılırsa)	A010525	25 J 40 (A011871)	80,5 mm	137 J 40
	A010526	25 J 04 (A010567)	80,5 mm	137 J 04
AT64M04 (Diğer açılım kanatlar içinde kullanılırsa)	A010525	25 J 40 (A011871)	80,5 mm	137 J 40
	A010526	25 J 04 (A010567)	80,5 mm	137 J 04
AT64M04 (İpe açılım kanatlar içinde kullanılırsa)	A010525	25 J 40 (A011871)	80,5 mm	137 J 40
	A010526	25 J 04 (A010567)	80,5 mm	137 J 04

KOD / CODE	AĐIRLIK (kg/m) / WEIGHT	Jxx cm4	Jyy cm4	L m	
AT64K01	2,351	36,462	50,167	6	
AT64K04	1,099	----	----	6	
T64 A 19	0,381	----	----	6	



01

02

03

04

05

06

07

08

09

10

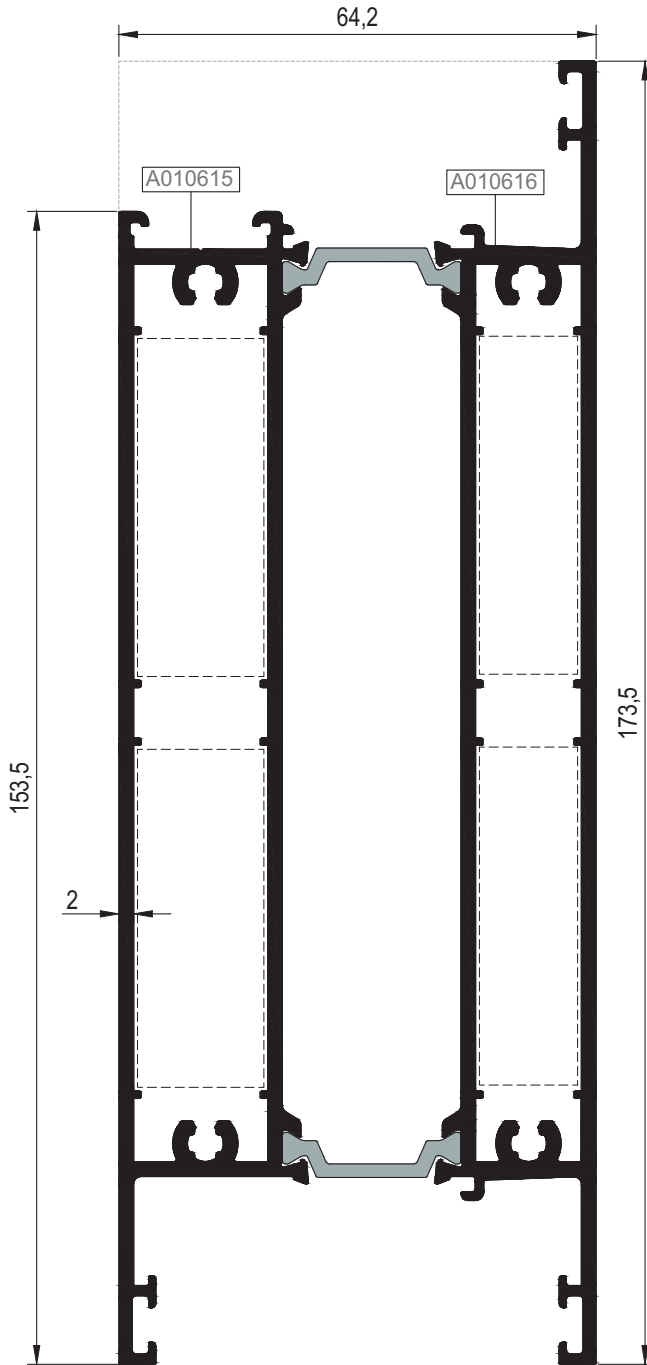
11

12

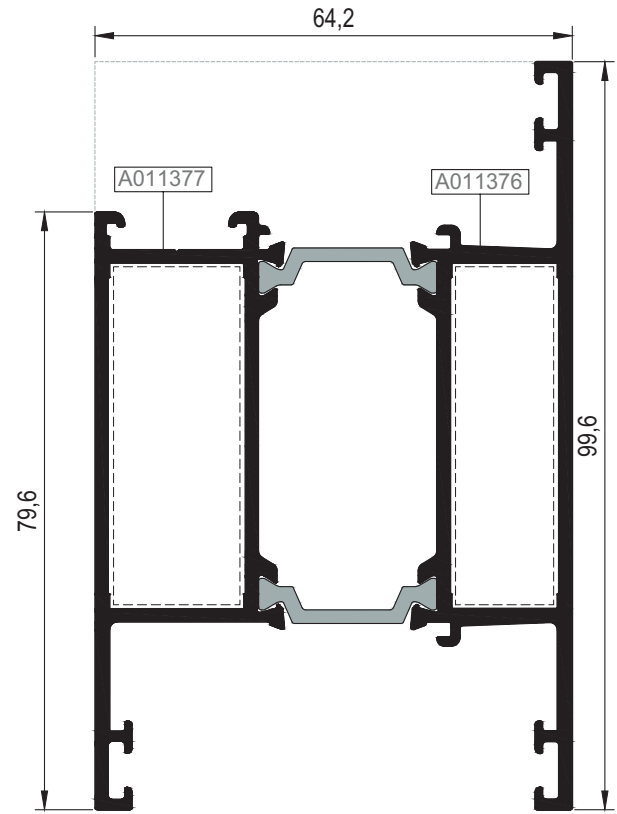
Nr		L m	KESİM ÖLÇÜSÜ CUTTING SIZE	AKS. KODU ACS. CODE
AT64K01 (Kasa ve orta kayıt içinde kullanılırsa)	A02041A	25 J 40 (A011871)	45,5 mm	136 J 40
	A02052A	25 J 04 (A010567)	45,5 mm	136 J 04
AT64K01 (DiĐa açılım kanatlar içinde kullanılırsa)	A02041A	25 J 40 (A011871)	45,5 mm	136 J 40
	A02052A	25 J 04 (A010567)	45,5 mm	136 J 04
AT64K01 (İpe açılım kanatlar içinde kullanılırsa)	A02041A	25 J 40 (A011871)	45,5 mm	136 J 40
	A02052A	25 J 04 (A010567)	45,5 mm	136 J 04

KOD / CODE	AĞIRLIK (kg/m) / WEIGHT	Jxx cm ⁴	Jyy cm ⁴	L m	
AT64K05	4,259	65,886	351,835	6	
AT64K06	2,216	34,421	47,998	6	

AT64K05



AT64K06

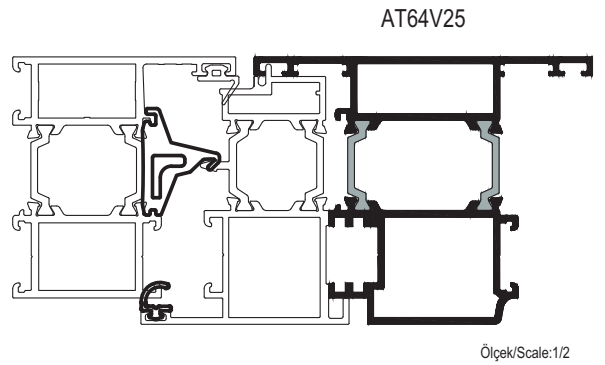
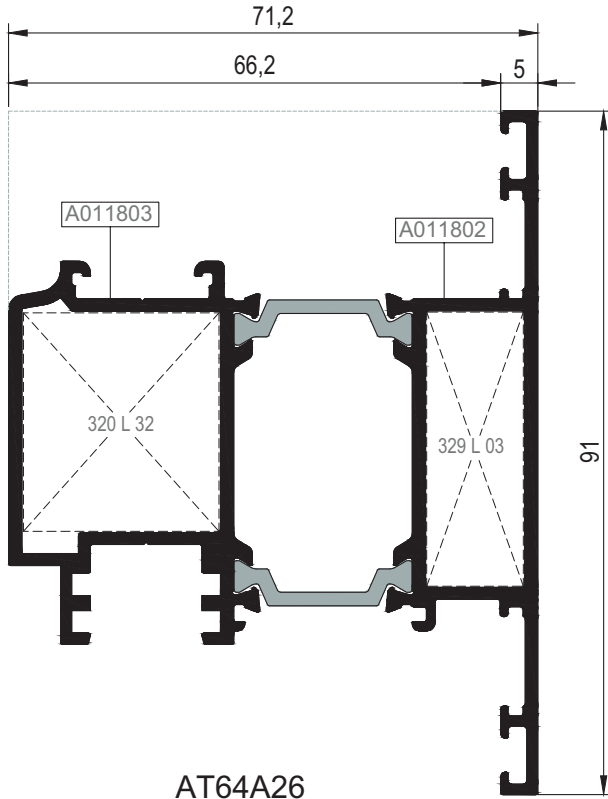


Nr		L m	KESİM ÖLÇÜSÜ CUTTING SIZE	AKS. KODU ACS. CODE
AT64K05 (Kasa ve orta kayıt içinde kullanırsanız)	A010616	25 J 40 (A011871)	45,5 mm	136 J 40
	A010615	25 J 04 (A010567)	45,5 mm	136 J 04
AT64K05 (Dışa açılım kanatlar içinde kullanırsanız)	A010616	25 J 40 (A011871)	45,5 mm	136 J 40
	A010615	25 J 04 (A010567)	45,5 mm	136 J 04
AT64K05 (İçe açılım kanatlar içinde kullanırsanız)	A010616	25 J 40 (A011871)	45,5 mm	136 J 40
	A010615	25 J 04 (A010567)	45,5 mm	136 J 04
AT64K06 (Kasa ve orta kayıt içinde kullanırsanız)	A011377	25 J 40 (A011871)	45,5 mm	136 J 40
	A011376	25 J 04 (A010567)	45,5 mm	136 J 04
AT64K06 (Dışa açılım kanatlar içinde kullanırsanız)	A011377	25 J 40 (A011871)	45,5 mm	136 J 40
	A011376	25 J 04 (A010567)	45,5 mm	136 J 04
AT64K06 (İçe açılım kanatlar içinde kullanırsanız)	A011377	25 J 40 (A011871)	45,5 mm	136 J 40
	A011376	25 J 04 (A010567)	45,5 mm	136 J 04

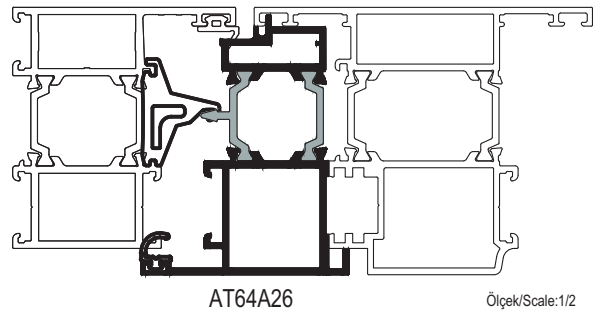
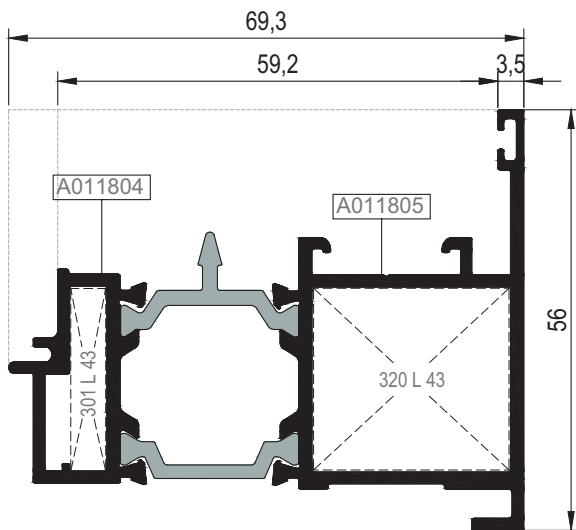
KOD / CODE	AĞIRLIK (kg/m) / WEIGHT	Jxx cm ⁴	Jyy cm ⁴	L m
AT64V25	1,985	27,259	32,267	6
AT64A26	1,448	-----	-----	6



AT64V25

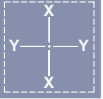


AT64A26

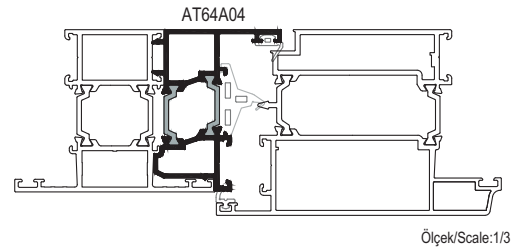
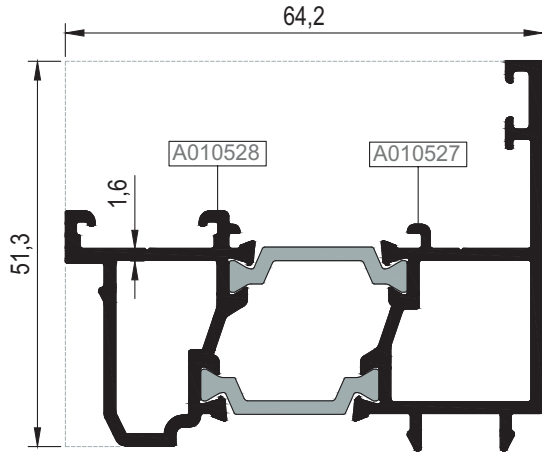


Nr		L m	KESİM ÖLÇÜSÜ CUTTING SIZE	AKS. KODU ACS. CODE
AT64V25	A011803	25 L 32 (A002430)	26,3 mm	320 L 32
	A011802	25 L 03 (A002021)	13,0 mm	329 L 03
AT64A26	A011804	25 L 43 (A010785)	4,7 mm	301 L 43
	A011805	25 L 43 (A010785)	26,3 mm	320 L 43

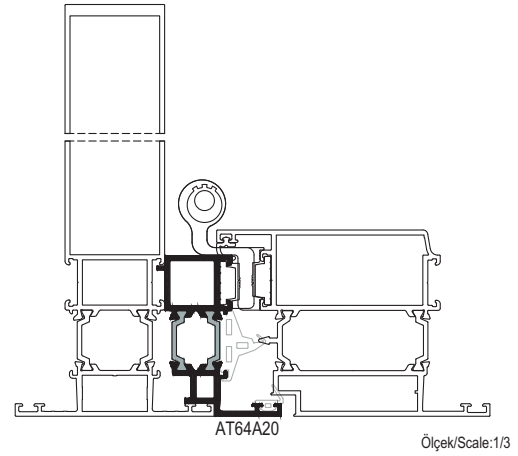
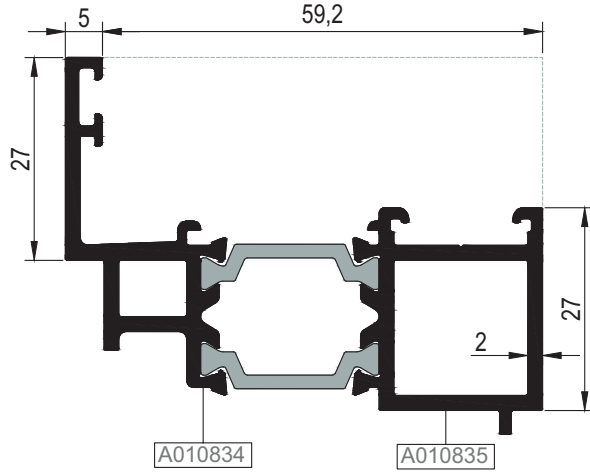
KOD / CODE	AĞIRLIK (kg/m) / WEIGHT	Jxx cm ⁴	Jyy cm ⁴	L m
AT64A04	1,269	----	----	6
AT64A20	1,308	----	----	6
T55 A 12	0,205	----	----	6
T55 A 13	0,220	----	----	6



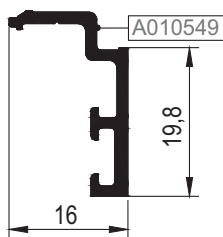
AT64A04



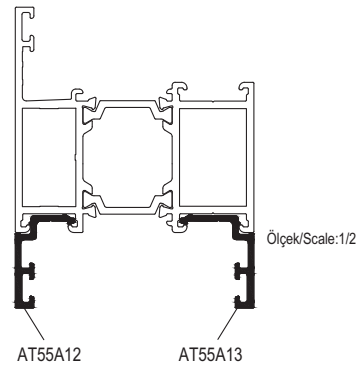
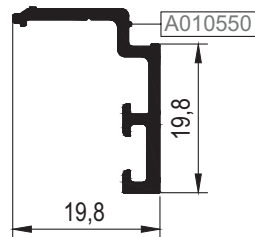
AT64A20



T55 A 12



T55 A 13



01

02

03

04

05

06

07

08

09

10

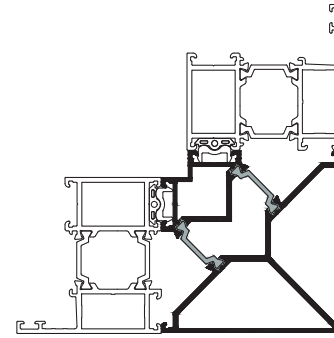
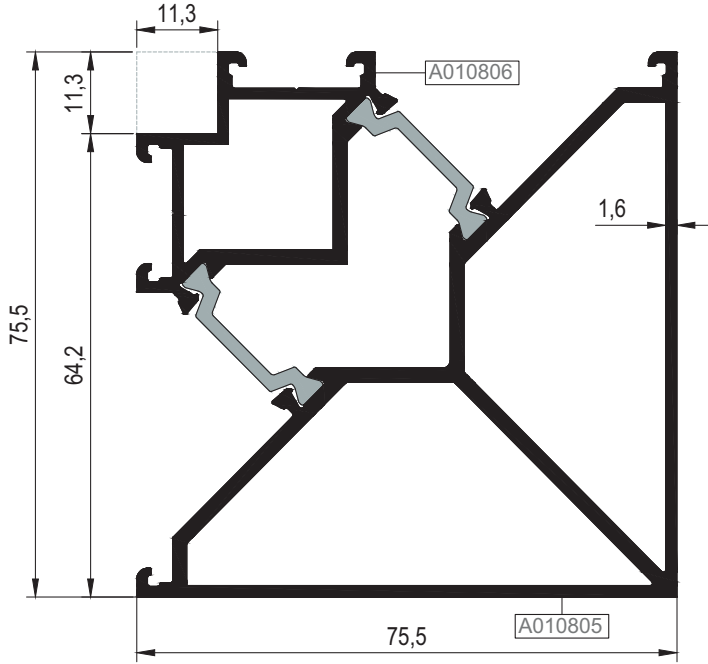
11

12

KOD / CODE	AĞIRLIK (kg/m) / WEIGHT	Jxx cm ⁴	Jyy cm ⁴	L m
AT64A08	2,345	36,271	36,271	6
AT64A09	2,302	36,350	36,350	6
T55 A 10	0,099	----	----	6
T55 A 11	0,127	----	----	6



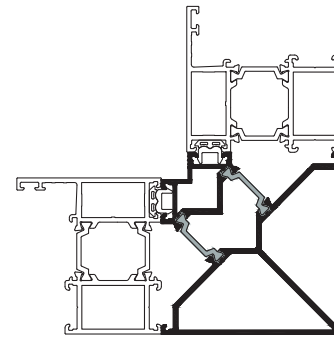
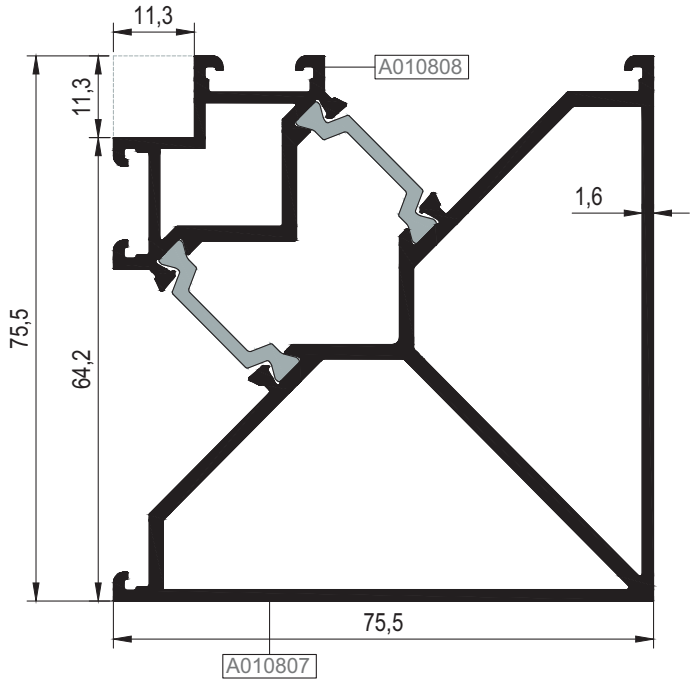
AT64A08



AT64A08

Ölçek/Scale:1/3

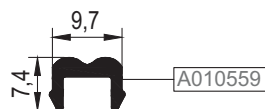
AT64A09



AT64A09

Ölçek/Scale:1/3

T55 A 10



T55 A 11



01

02

03

04

05

06

07

08

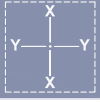
09

10

11

12

KOD / CODE	AĞIRLIK (kg/m) / WEIGHT	L m	KOD / CODE	AĞIRLIK (kg/m) / WEIGHT	L m
AT64A27	1,298	6	25 P 01	0,185	6
AT64A28	1,087	6	25 I 04	0,153	6
AT64A29	0,948	6	25 I 07	0,143	6

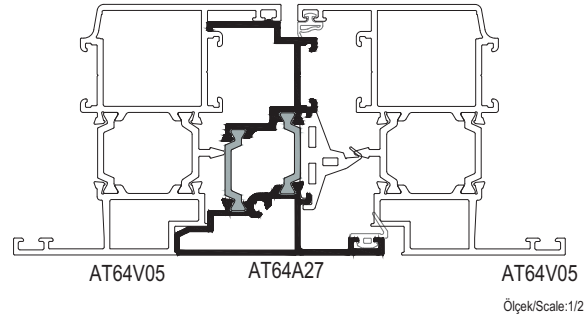
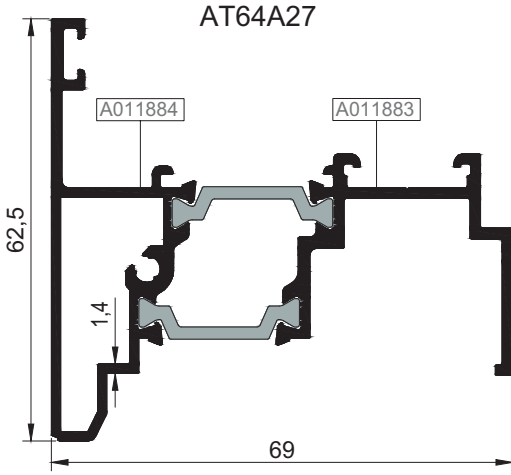


01

02

03

04



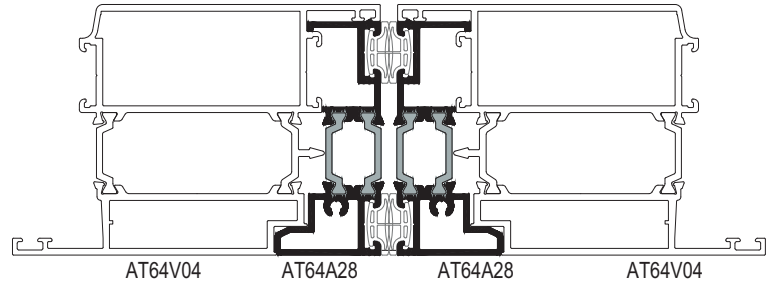
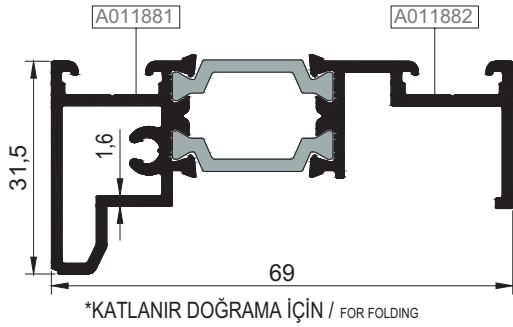
05

06

07

08

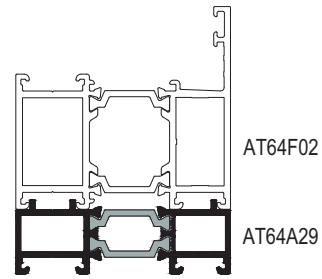
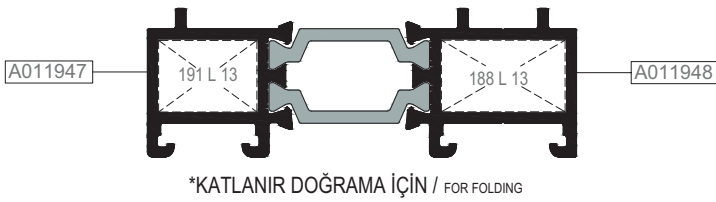
*AT64A28



09

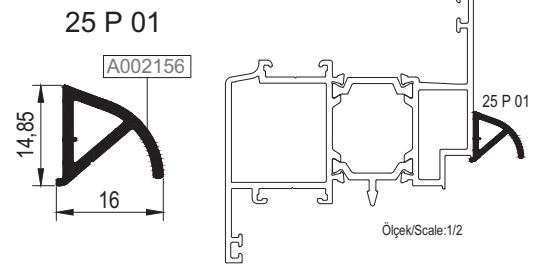
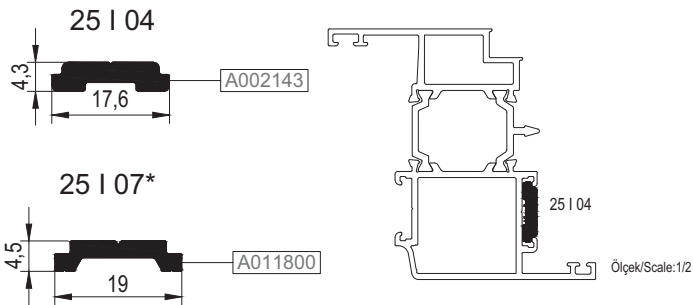
10

*AT64A29



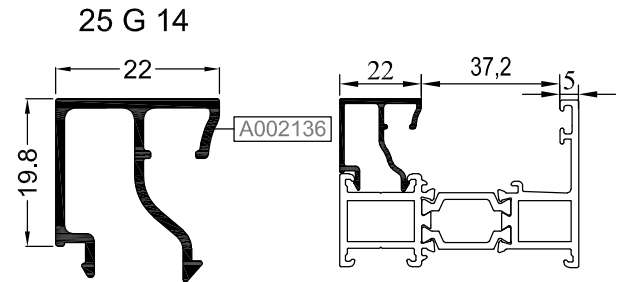
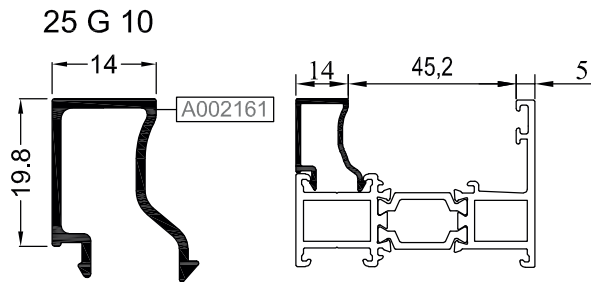
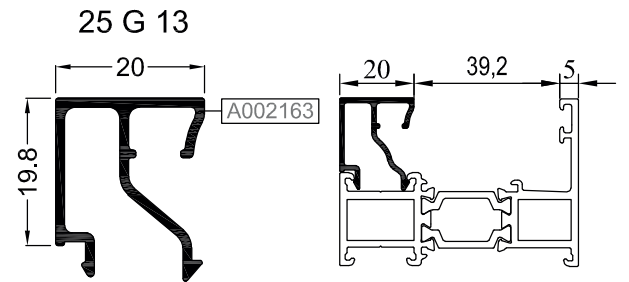
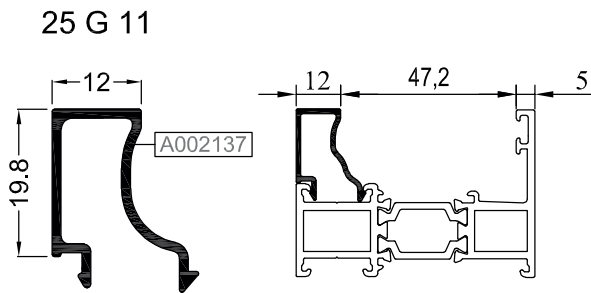
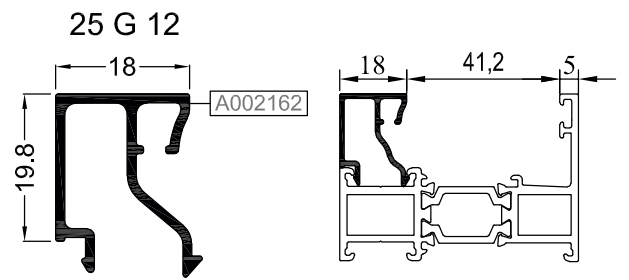
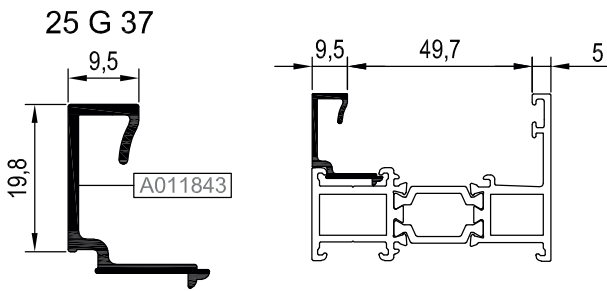
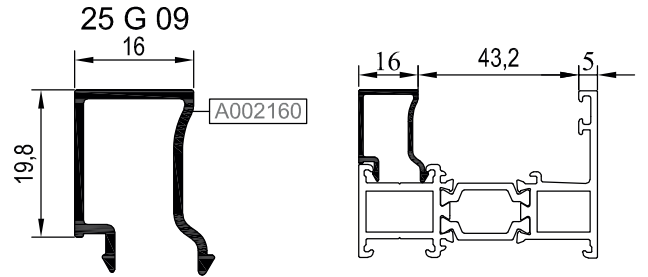
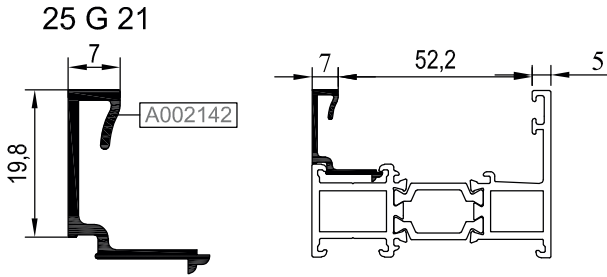
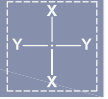
11

12



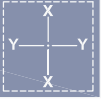
***Giesse kol ve kilitleme aksesuarları sadece 25 I 07 tij profili ile kullanılmalıdır.
Giesse handle and locking accessories should be used with only 25 I 07 rod profile

KOD / CODE	AĞIRLIK (kg/m) / WEIGHT	L m	KOD / CODE	AĞIRLIK (kg/m) / WEIGHT	L m
25 G 21	0,196	6	25 G 09	0,229	6
25 G 37	0,206	6	25 G 12	0,270	6
25 G 11	0,224	6	25 G 13	0,278	6
25 G 10	0,225	6	25 G 14	0,280	6



- 01
- 02
- 03
- 04
- 05
- 06
- 07
- 08
- 09
- 10
- 11
- 12

KOD / CODE	AĞIRLIK (kg/m) / WEIGHT	L m	KOD / CODE	AĞIRLIK (kg/m) / WEIGHT	L m
25 G 15	0,282	6	25 G 08	0,309	6
25 G 16	0,287	6	25 G 19	0,317	6
25 G 17	0,292	6	25 G 20	0,327	6
25 G 18	0,300	6	25 G 22	0,360	6



01

02

03

04

05

06

07

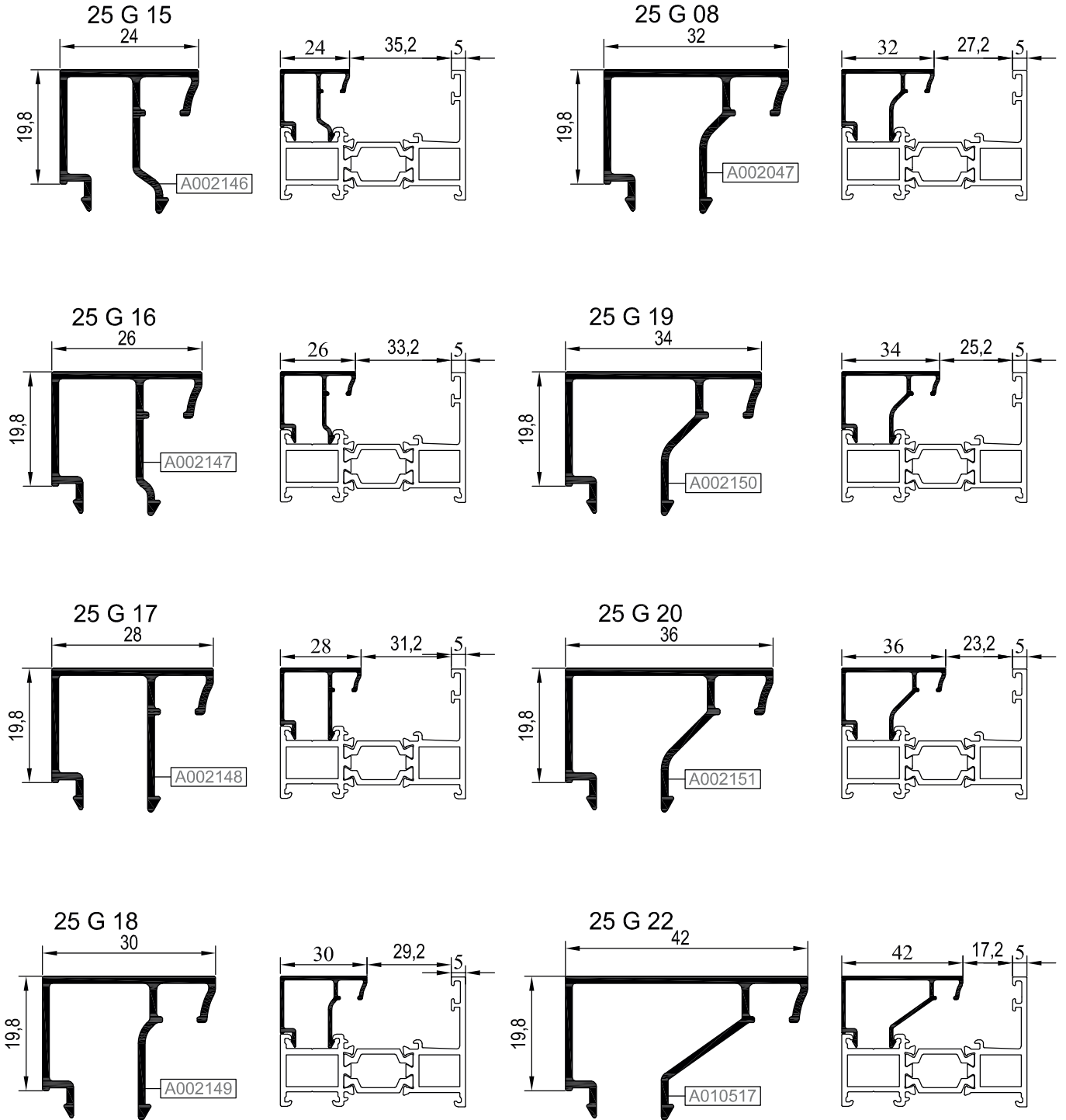
08

09

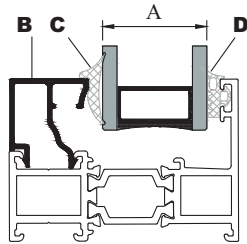
10

11

12



B, CAM ÇİTASI GLAZING BEAD	C, İÇ CAM FİTİLİ GLASS GASKET (IN)	A, CAM KALINLIĞI GLASS THICKNESS	D, DIŞ CAM FİTİLİ GLASS GASKET (OUT)
25 G 22	01.17.04	9 mm	01.11.15
25 G 20	01.17.05	14 mm	01.11.15
25 G 20	01.17.04	15 mm	01.11.15
25 G 19	01.17.05	16 mm	01.11.15
25 G 19	01.17.04	17 mm	01.11.15
25 G 08	01.17.05	18 mm	01.11.15
25 G 08	01.17.04	19 mm	01.11.15
25 G 18	01.17.05	20 mm	01.11.15
25 G 18	01.17.04	21 mm	01.11.15
25 G 17	01.17.05	22 mm	01.11.15
25 G 17	01.17.04	23 mm	01.11.15
25 G 16	01.17.05	24 mm	01.11.15
25 G 16	01.17.04	25 mm	01.11.15
25 G 15	01.17.05	26 mm	01.11.15
25 G 15	01.17.04	27 mm	01.11.15
25 G 14	01.17.05	28 mm	01.11.15
25 G 14	01.17.04	29 mm	01.11.15
25 G 13	01.17.05	30 mm	01.11.15
25 G 13	01.17.04	31 mm	01.11.15
25 G 12	01.17.05	32 mm	01.11.15
25 G 12	01.17.04	33 mm	01.11.15
25 G 09	01.17.05	34 mm	01.11.15
25 G 09	01.17.04	35 mm	01.11.15
25 G 10	01.17.05	36 mm	01.11.15
25 G 10	01.17.04	37 mm	01.11.15
25 G 11	01.17.05	38 mm	01.11.15
25 G 11	01.17.04	39 mm	01.11.15
25 G 11	01.17.03	40 mm	01.11.15
25 G 37	01.17.05	41 mm	01.11.15
25 G 37	01.17.04	42 mm	01.11.15
25 G 21	01.17.05	43 mm	01.11.15
25 G 21	01.17.04	44 mm	01.11.15



01

02

03

04

05

06

07

08

09

10

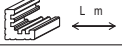

11

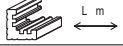

12

KÖŞE TAKOZLARI (CORNER CLEATS)

01	PROFİL KODU (PROFILE CODE)	25 L 03	25 L 04	25 L 13	25 L 16
02	FABRİKA KODU(FACTORY CODE)	A002021	A002211	A002058	A002061
03	AĞIRLIK (WEIGHT)	4,315 kg/m	7,711 kg/m	3,561 kg/m	3,554 kg/m
04	ÇİZİM (DRAWING)				
05	PROFİL KODU (PROFILE CODE)	25 L 25	25 L 26	25 L 29	25 L 30
06	FABRİKA KODU(FACTORY CODE)	A010539	A010540	A010543	A010544
07	AĞIRLIK (WEIGHT)	8,394 kg/m	4,870 kg/m	3,582 kg/m	13,748 kg/m
08	ÇİZİM (DRAWING)				
09	PROFİL KODU (PROFILE CODE)	25 L 31	25 L 32	25 L 35	25 L 38
10	FABRİKA KODU(FACTORY CODE)	A010545	A002430	A010076	A002074
11	AĞIRLIK (WEIGHT)	10,169 kg/m	3,702 kg/m	4,192 kg/m	4,854 kg/m
12	ÇİZİM (DRAWING)				
01	PROFİL KODU (PROFILE CODE)	25 L 51	25 L 52	25 L 67	25 L 68
02	FABRİKA KODU(FACTORY CODE)	A010887	A010888	A011006	A011005
03	AĞIRLIK (WEIGHT)	4,409 kg/m	4,377 kg/m	3,258 kg/m	7,318 kg/m
04	ÇİZİM (DRAWING)				
05	PROFİL KODU (PROFILE CODE)	25 J 04	25 J 40		
06	FABRİKA KODU(FACTORY CODE)	A010567	A011871		
07	AĞIRLIK (WEIGHT)	0,797 kg/m	0,714 kg/m		
08	ÇİZİM (DRAWING)				

KÖŞE TAKOZLARI (CORNER CLEATS)

Nr		 L m	KESİM ÖLÇÜSÜ CUTTING SIZE	 AKS. KODU ACS. CODE
AT64F01	A002038	25 L 13 (A002058)	17,7 mm	120 L 13
	A002043	25 L 13 (A002058)	13,9 mm	119 L 13
AT64F02	A002040	25 L 16 (A002061)	17,7 mm	120 L 16
	A010552	25 L 16 (A002061)	13,9 mm	119 L 16
AT64F03	A02042A	25 L 26 (A010540)	17,7 mm	120 L 26
	A010553	25 L 26 (A010540)	13,9 mm	119 L 26
AT64F04	A010822	25 L 13 (A002058)	18,4 mm	188 L 13
	A010823	25 L 13 (A002058)	14,7 mm	191 L 13
AT64F05	A010839	25 L 16 (A002061)	17,7 mm	120 L 16
	A010552	25 L 16 (A002061)	13,9 mm	119 L 16
AT64F07	A010850	25 L 16 (A002061)	18,4 mm	188 L 16
	A010952	25 L 16 (A002061)	14,7 mm	191 L 16
AT64F10	A002040	25 L 16 (A002061)	17,7 mm	120 L 16
	A011401	25 L 16 (A002061)	13,9 mm	119 L 16
AT64F12	A011292	25 L 16 (A002061)	13,9 mm	119 L 16
	A011291	25 L 16 (A002061)	13,9 mm	119 L 16
AT64F13	A015922	25 L 16 (A002061)	17,7 mm	120 L 16
	A015921	25 L 16 (A002061)	13,9 mm	119 L 16
AT64V04	A010522	25 L 25 (A010539)	27,7 mm	108 L 25
	A010521	25 L 30 (A010544)	5,7 mm	129 L 30
AT64V05	A010518	25 L 32 (A002430)	28,1 mm	126 L 32
	A010519	25 L 29 (A010543)	6,1 mm	127 L 29
AT64V06	A010523	25 L 31 (A010545)	23,9 mm	130 L 31
	A010524	25 L 31 (A010545)	5,7 mm	129 L 31
AT64V07	A010824	25 L 38 (A002074)	28,5 mm	121 L 38
	A010825	25 L 35 (A010076)	6,4 mm	168 L 35
AT64V10	A010777	25 L 25 (A010539)	27,7 mm	108 L 25
	A010521	25 L 30 (A010544)	5,7 mm	129 L 30
AT64V11	A010852	25 L 32 (A002430)	28,1 mm	126 L 32
	A010853	25 L 29 (A010543)	6,0 mm	100 L 29
AT64V13	A010931	25 L 67 (A011006)	28,1 mm	126 L 67
	A010853	25 L 29 (A010543)	6,0 mm	100 L 29
AT64V14	A010981	25 L 68 (A011005)	28,1 mm	126 L 68
	A010982	25 L 04 (A002211)	5,8 mm	167 L 04

Nr		 L m	KESİM ÖLÇÜSÜ CUTTING SIZE	 AKS. KODU ACS. CODE
AT64V15	A010984	25 L 25 (A010539)	5,8 mm	167 L 25
	A010983	25 L 68 (A011005)	24,3 mm	235 L 68
AT64V16	A010985	25 L 52 (A010888)	28,1 mm	126 L 52
	A010986	25 L 03 (A002021)	6,0 mm	100 L 03
AT64V19	A011375	25 L 31 (A010545)	6,0 mm	100 L 31
	A011374	25 L 31 (A010545)	24,2 mm	299 L 31
AT64V20	A011403	25 L 32 (A002430)	27,5 mm	176 L 32
	A011404	25 L 29 (A010543)	5,5 mm	238 L 29
AT64V21	A011462	25 L 51 (A010887)	27,5 mm	176 L 51
	A011463	25 L 35 (A010076)	5,5 mm	238 L 35
AT64V22	A011724	25 L 32 (A002430)	28,1 mm	126 L 32
	A011725	25 L 29 (A010543)	6,1 mm	127 L 29
AT64V24	A011770	25 L 52 (A010888)	28,1 mm	126 L 52
	A011771	25 L 03 (A002021)	5,7 mm	129 L 03
AT64V25	A011803	25 L 32 (A002430)	26,3 mm	320 L 32
	A011802	25 L 03 (A002021)	13,0 mm	329 L 03
AT64M01	A002037	25 L 13 (A002058)	13,9 mm	119 L 13
	A002038	25 L 13 (A002058)	17,7 mm	120 L 13
AT64M02	A002039	25 L 16 (A002061)	13,9 mm	119 L 16
	A002040	25 L 16 (A002061)	17,7 mm	120 L 16
AT64M03	A02041A	25 L 26 (A010540)	13,9 mm	119 L 26
	A02042A	25 L 26 (A010540)	17,7mm	120 L 26
AT64M12	A010822	25 L 13 (A002058)	18,4 mm	188 L 13
	A010826	25 L 13 (A002058)	14,7 mm	191 L 13
AT64M13	A010850	25 L 16 (A002061)	18,4 mm	188 L 16
	A010851	25 L 16 (A002061)	14,7 mm	191 L 16
AT64A26	A011804	25 L 43 (A010785)	4,7 mm	301 L 43
	A011805	25 L 43 (A010785)	26,3 mm	320 L 43
AT64A29	A011948	25 L 13 (A002058)	14,7 mm	191 L 13
	A011947	25 L 13 (A002058)	18,4 mm	188 L 13

01

02

03

04

05

06

07

08

09


10

11


12

ORTA KAYIT BAĞLANTI (MULLION CONNECTION PIECE)

Kasa ve Orta Kayıt İçinde Kullanılırsa
(Use in frame and mullion)

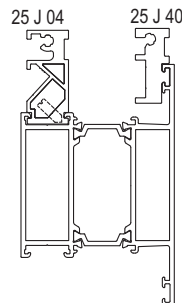
Nr		L m	KESİM ÖLÇÜSÜ CUTTING SIZE	AKS. KODU ACS. CODE
AT64M01	A002037	25 J 40 (A011871)	10,5 mm	102 J 40
	A002038	25 J 04 (A010567)	10,5 mm	102 J 04
AT64M02	A002039	25 J 40 (A011871)	25,5 mm	135 J 40
	A002040	25 J 04 (A010567)	25,5 mm	135 J 04
AT64M03	A02041A	25 J 40 (A011871)	45,5 mm	136 J 40
	A02042A	25 J 04 (A010567)	45,5 mm	136 J 04
AT64M04	A010525	25 J 40 (A011871)	80,5 mm	137 J 40
	A010526	25 J 04 (A010567)	80,5 mm	137 J 04
AT64M05	A002073	25 J 40 (A011871)	25,5 mm	135 J 40
	A002040	25 J 04 (A010567)	25,5 mm	135 J 04
AT64M10	A002037	25 J 40 (A011871)	10,5 mm	102 J 40
	A010649	25 J 04 (A010567)	10,5 mm	102 J 04
AT64M11	A002039	25 J 40 (A011871)	25,5 mm	135 J 40
	A010650	25 J 04 (A010567)	25,5 mm	135 J 04
AT64M12	A010822	25 J 04 (A010567)	10,7 mm	103 J 04
	A010826	25 J 40 (A011871)	10,7 mm	103 J 40
AT64M13	A010851	25 J 40 (A011871)	25,5 mm	135 J 40
	A010850	25 J 04 (A010567)	25,5 mm	135 J 04
AT64M18	A011195	25 J 40 (A011871)	25,5 mm	135 J 40
	A002040	25 J 04 (A010567)	25,5 mm	135 J 04
AT64M19	A011372	25 J 04 (A010567)	25,5 mm	135 J 04
	A002039	25 J 40 (A011871)	25,5 mm	135 J 40
AT64M20	A011371	25 J 04 (A010567)	25,5 mm	135 J 04
	A002039	25 J 40 (A011871)	25,5 mm	135 J 40
AT64M21	A011373	25 J 04 (A010567)	25,5 mm	135 J 04
	A002039	25 J 40 (A011871)	25,5 mm	135 J 40
AT64M22	A011380	25 J 04 (A010567)	25,5 mm	135 J 04
	A002039	25 J 40 (A011871)	25,5 mm	135 J 40
AT64M23	A011379	25 J 04 (A010567)	25,5 mm	135 J 04
	A002039	25 J 40 (A011871)	25,5 mm	135 J 40
AT64M26	A010617	-	-	-
	A012828	25 J 40 (A011871)	25,5 mm	135 J 40
AT64M34	A002040	25 J 04 (A010567)	25,5 mm	135 J 04
	A012828	25 J 40 (A011871)	25,5 mm	135 J 40
AT64M35	A002040	25 J 04 (A010567)	25,5 mm	135 J 04
	A017569	25 J 40 (A011871)	25,5 mm	135 J 40
AT64M36	A002039	25 J 40 (A011871)	25,5 mm	135 J 40
	A017824	25 J 04 (A010567)	25,5 mm	135 J 04
AT64K01	A02041A	25 J 40 (A011871)	45,5 mm	136 J 40
	A02052A	25 J 04 (A010567)	45,5 mm	136 J 04
AT64K05	A010616	25 J 40 (A011871)	45,5 mm	136 J 40
	A010615	25 J 04 (A010567)	45,5 mm	136 J 04
AT64K06	A011376	25 J 40 (A011871)	45,5 mm	136 J 40
	A011377	25 J 04 (A010567)	45,5 mm	136 J 04

Kanat Profili İçinde Kullanılırsa
(Use in Vent Profile)

Nr		L m	KESİM ÖLÇÜSÜ CUTTING SIZE	AKS. KODU ACS. CODE
AT64M01	A002037	25 J 40 (A011871)	10,5 mm	102 J 40
	A002038	25 J 04 (A010567)	10,5 mm	102 J 04
AT64M02	A002039	25 J 40 (A011871)	25,5 mm	135 J 40
	A002040	25 J 04 (A010567)	25,5 mm	135 J 04
AT64M03	A02041A	25 J 40 (A011871)	45,5 mm	136 J 40
	A02042A	25 J 04 (A010567)	45,5 mm	136 J 04
AT64M04	A010525	25 J 40 (A011871)	80,5 mm	137 J 40
	A010526	25 J 04 (A010567)	80,5 mm	137 J 04
AT64M13	A010851	25 J 40 (A011871)	25,5 mm	135 J 40
	A010850	25 J 04 (A010567)	25,5 mm	135 J 04
AT64K01	A002037	25 J 40 (A011871)	45,5 mm	136 J 40
	A02052A	25 J 04 (A010567)	45,5 mm	136 J 04
AT64K05	A010616	25 J 40 (A011871)	45,5 mm	136 J 40
	A010615	25 J 04 (A010567)	45,5 mm	136 J 04
AT64K06	A011376	25 J 40 (A011871)	45,5 mm	136 J 40
	A011377	25 J 04 (A010567)	45,5 mm	136 J 04

Dışa Açılım Kanat Profili İçinde Kullanılırsa
(Use in Outside Opening Vent Profile)

Nr		L m	KESİM ÖLÇÜSÜ CUTTING SIZE	AKS. KODU ACS. CODE
AT64M01	A002037	25 J 40 (A011871)	10,5 mm	102 J 40
	A002038	25 J 04 (A010567)	10,5 mm	102 J 04
AT64M02	A002039	25 J 40 (A011871)	25,5 mm	135 J 40
	A002040	25 J 04 (A010567)	25,5 mm	135 J 04
AT64M03	A02041A	25 J 40 (A011871)	45,5 mm	136 J 40
	A02042A	25 J 04 (A010567)	45,5 mm	136 J 04
AT64M04	A010525	25 J 40 (A011871)	80,5 mm	137 J 40
	A010526	25 J 04 (A010567)	80,5 mm	137 J 04
AT64K01	A02041A	25 J 40 (A011871)	45,5 mm	136 J 40
	A02052A	25 J 04 (A010567)	45,5 mm	136 J 04
AT64K05	A010616	25 J 40 (A011871)	45,5 mm	136 J 40
	A010615	25 J 04 (A010567)	45,5 mm	136 J 04
AT64K06	A011377	25 J 40 (A011871)	45,5 mm	136 J 40
	A011376	25 J 04 (A010567)	45,5 mm	136 J 04



STOKTA BULUNAN SİSTEM PROFİLLERİNİN LİSTESİ (LIST OF SYSTEM PROFILES IN STOCK)

Nr		MIN. SİPARİŞ MİKTARI MIN. ORDER QUANTITY	
AT64F02	A002040	75 kg	150 kg
	A010552	75 kg	
AT64F07	A010850	75 kg	150 kg
	A010952	75 kg	
AT64V04	A010522	75 kg	150 kg
	A010521	75 kg	
AT64V05	A010518	75 kg	150 kg
	A010519	75 kg	
AT64V06	A010524	75 kg	150 kg
	A010523	75 kg	
AT64V13	A010931	75 kg	150 kg
	A010853	75 kg	
AT64M02	A002040	75 kg	150 kg
	A002039	75 kg	
AT64M13	A010850	75 kg	150 kg
	A010851	75 kg	
AT64A27	A011883	75 kg	150 kg
	A011884	75 kg	

* STOKTA BULUNMAYAN TÜM PROFİLLER İÇİN MİNİMUM SİPARİŞ MİKTARI 300 KG'DİR.
MINIMUM ORDER QUANTITY FOR ALL THE PROFILES THAT ARE NOT IN STOCK IS 300 KG.

01

02

03

04

05

06

07

08

09

10

11

12

MİMARİ KATALOG ARCHITECTURAL CATALOGUE

Alüminyum Kapı Pencere ve Giydirme Cephe Sistemleri
Aluminium Door Window and Facade Systems

RWT64

DETAYLAR

DETAILS

01

02

03

04

05

06

07

08

09

10

11

12

01

02

03

04

05

06

07

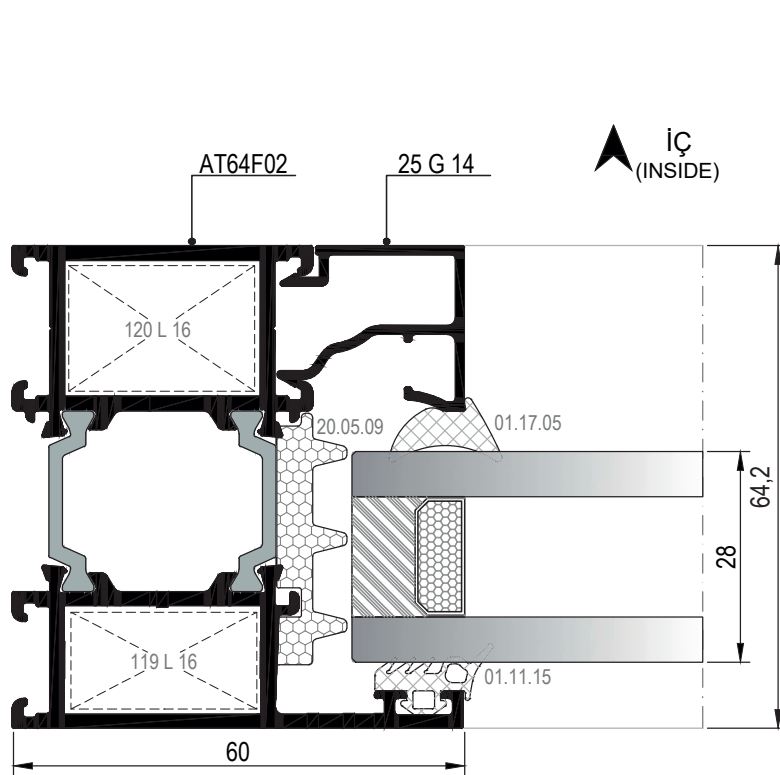
08

09

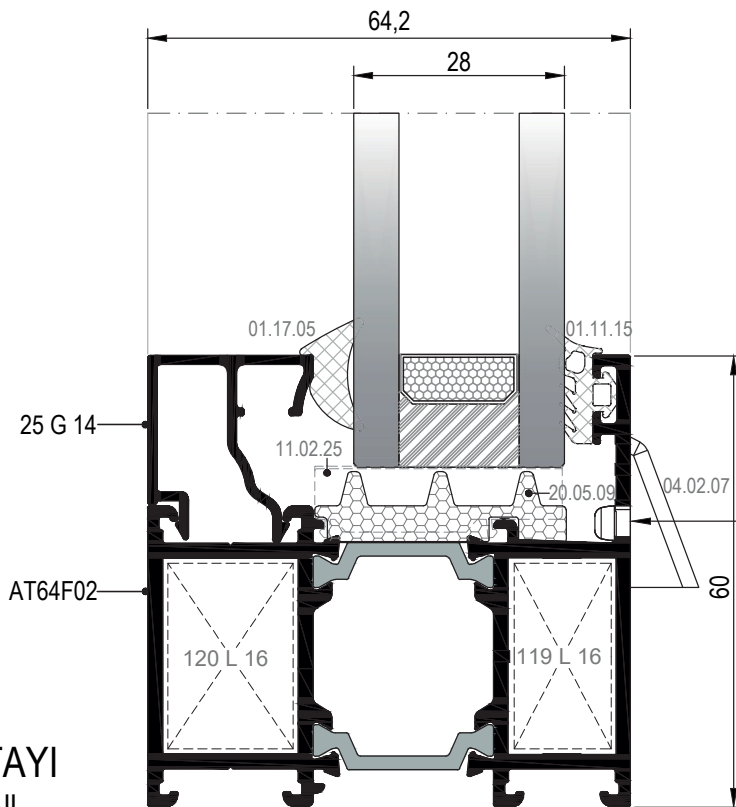
10

11

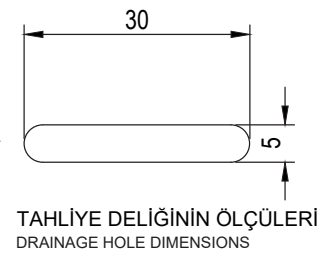
12



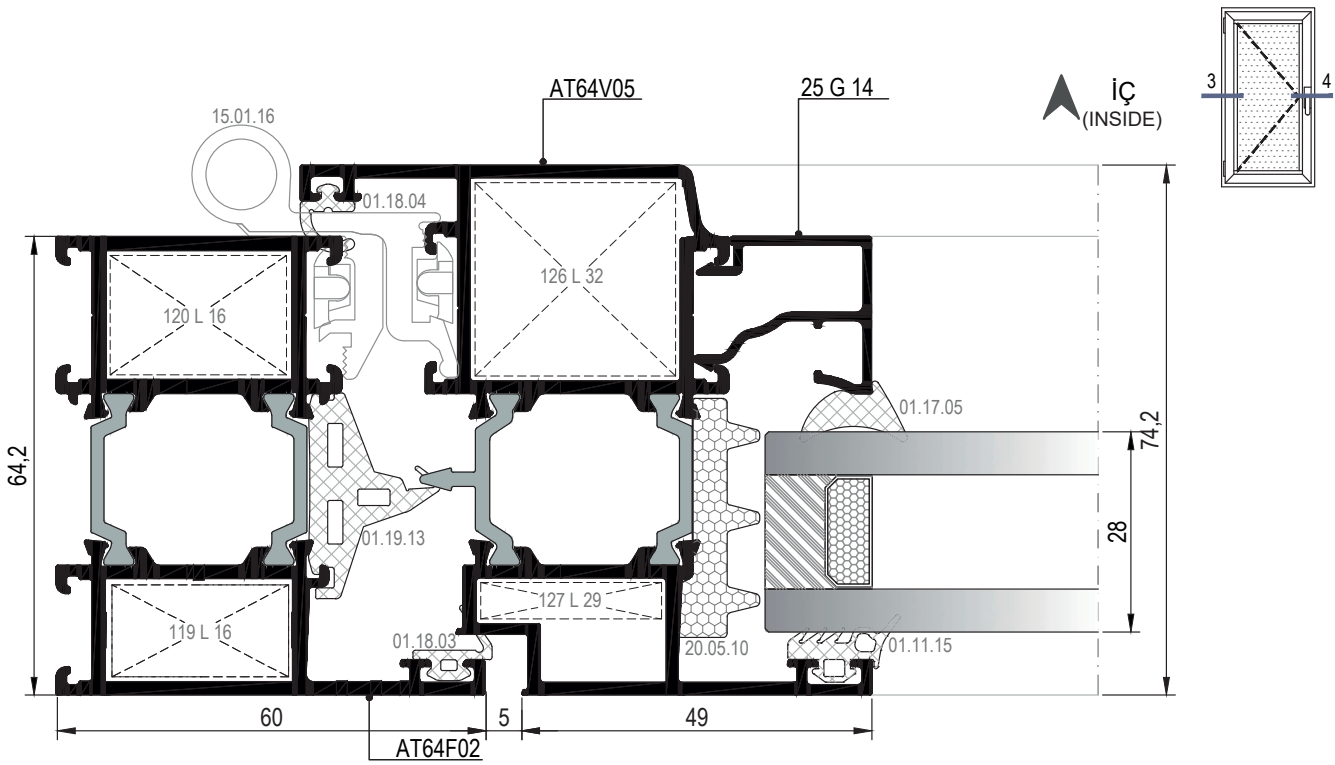
① DETAYI
DETAIL



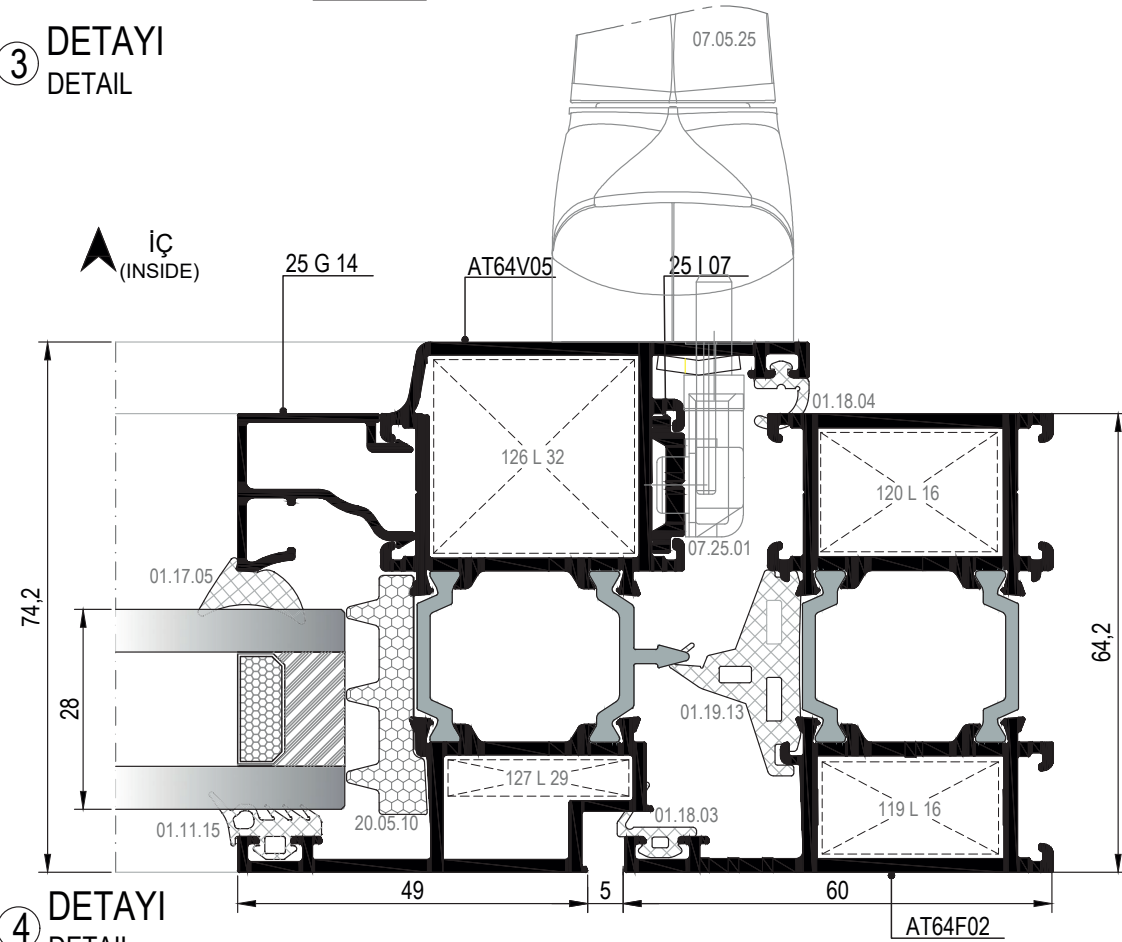
② DETAYI
DETAIL



DIŞ
(OUTSIDE) ➔

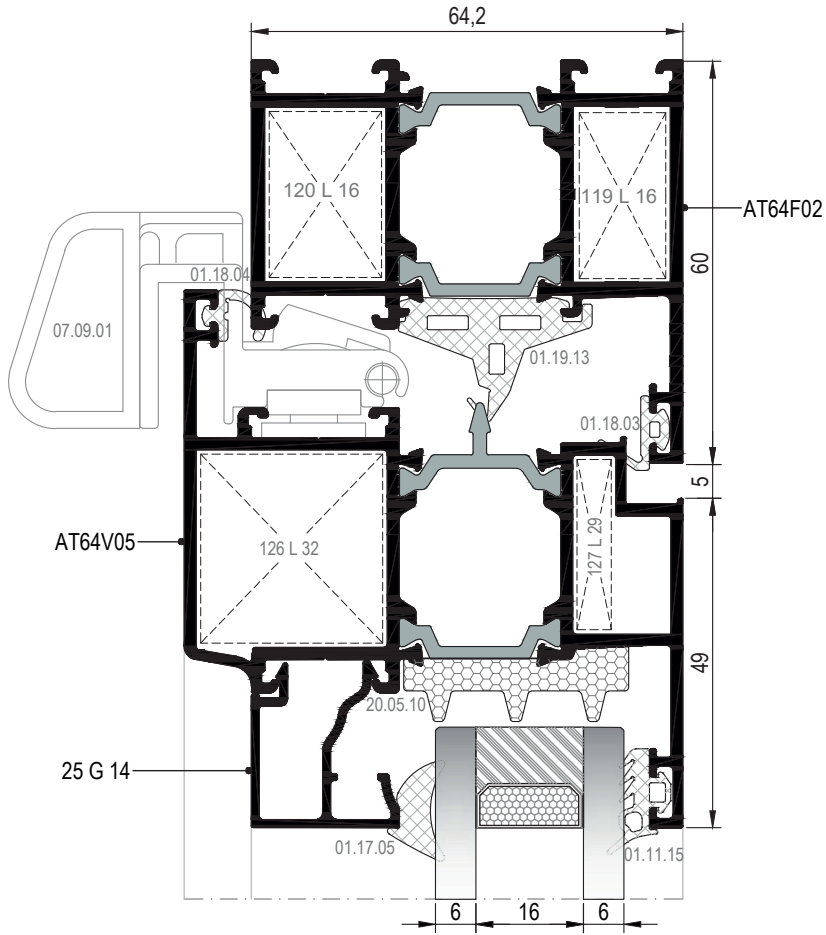


③ DETAYI
DETAIL

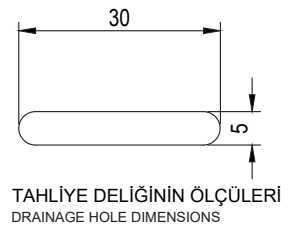
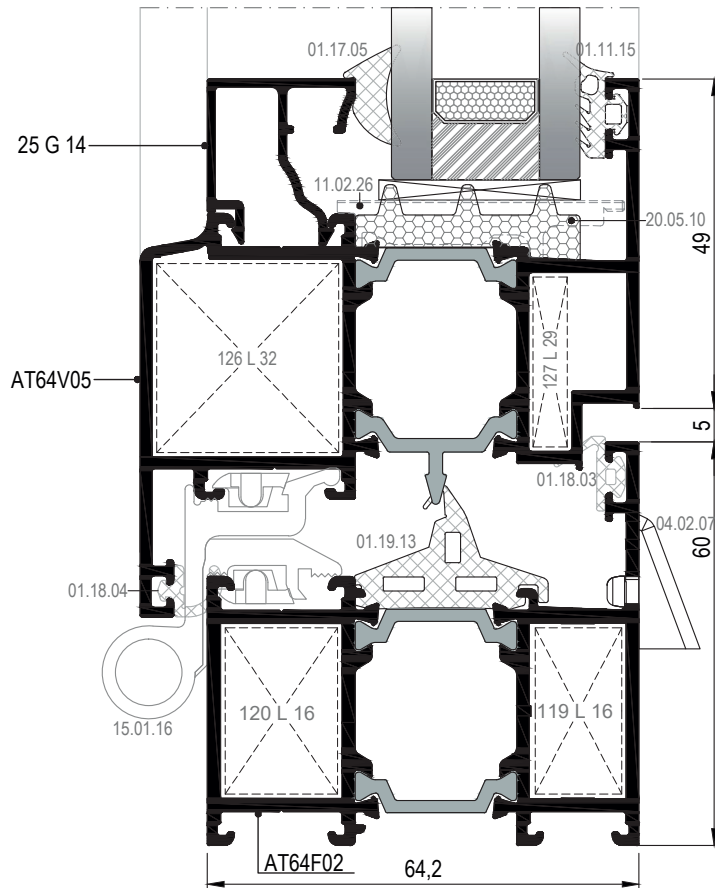


④ DETAYI
DETAIL

- 01
- 02
- 03
- 04
- 05
- 06
- 07
- 08
- 09
- 10
- 11
- 12

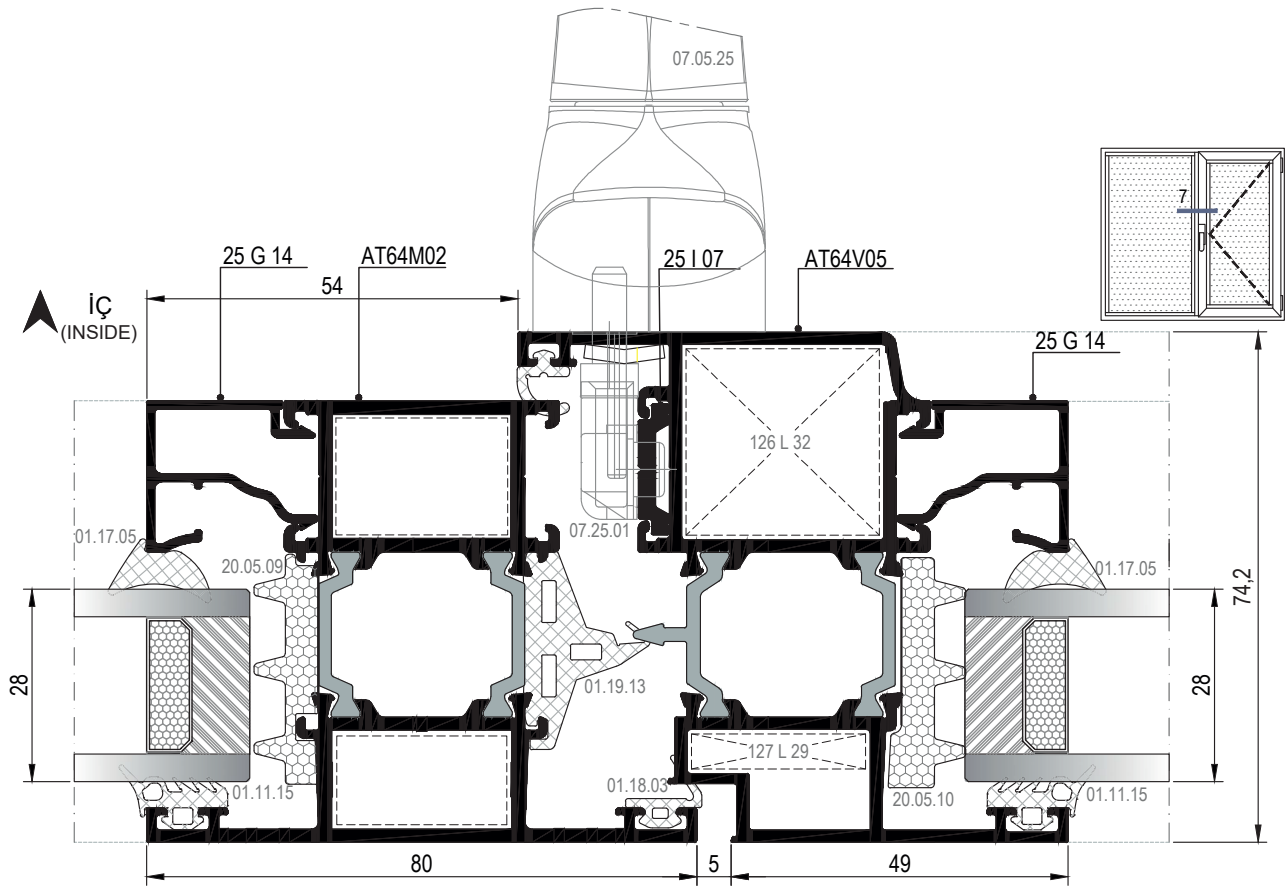


5 DETAYI
DETAIL

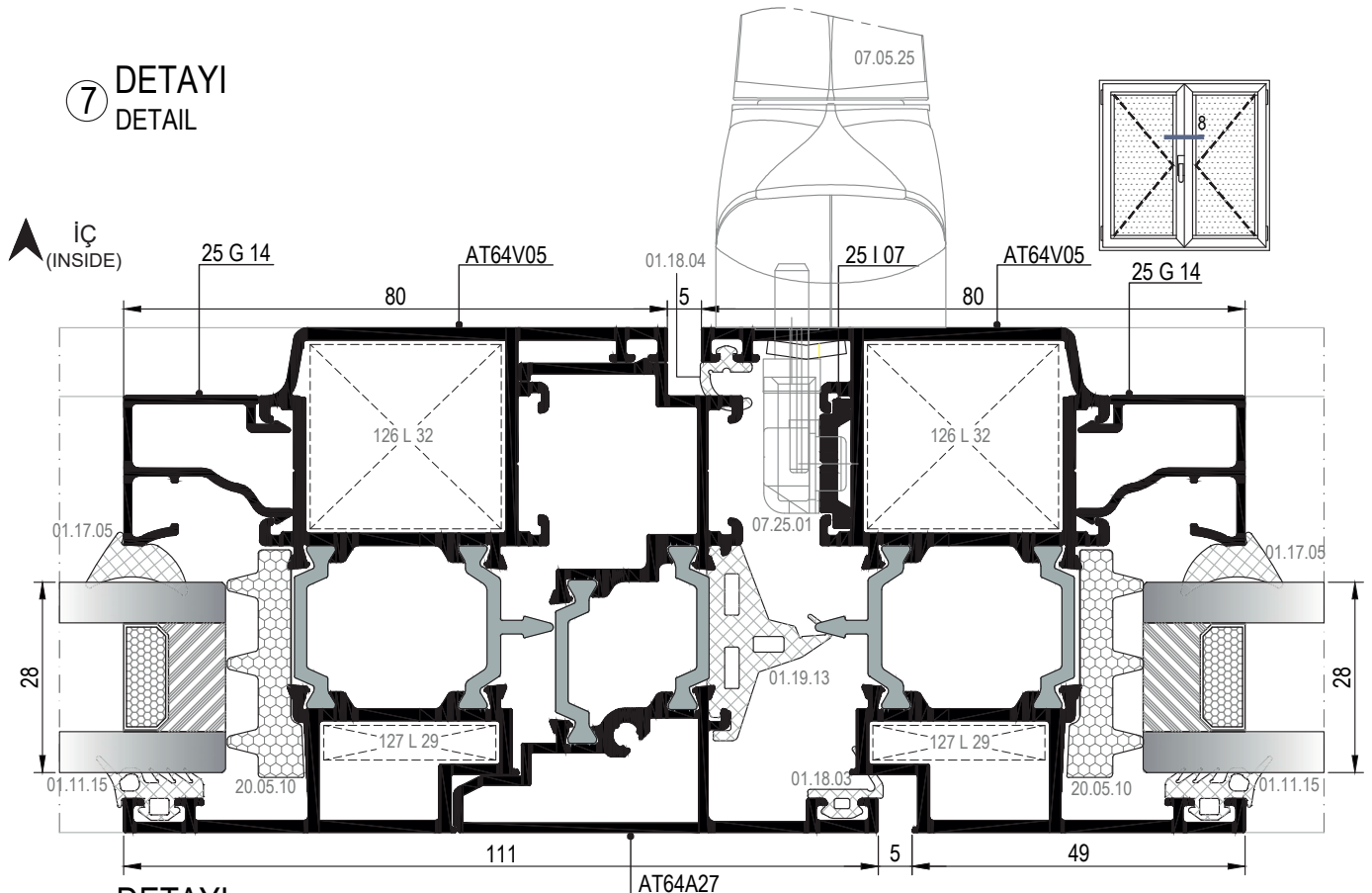


DIŞ
(OUTSIDE) ➔

6 DETAYI
DETAIL



7 DETAYI
DETAIL



8 DETAYI
DETAIL

01
02
03
04
05
06
07
08
09
10
11
12

01

02

03

04

05

06

07

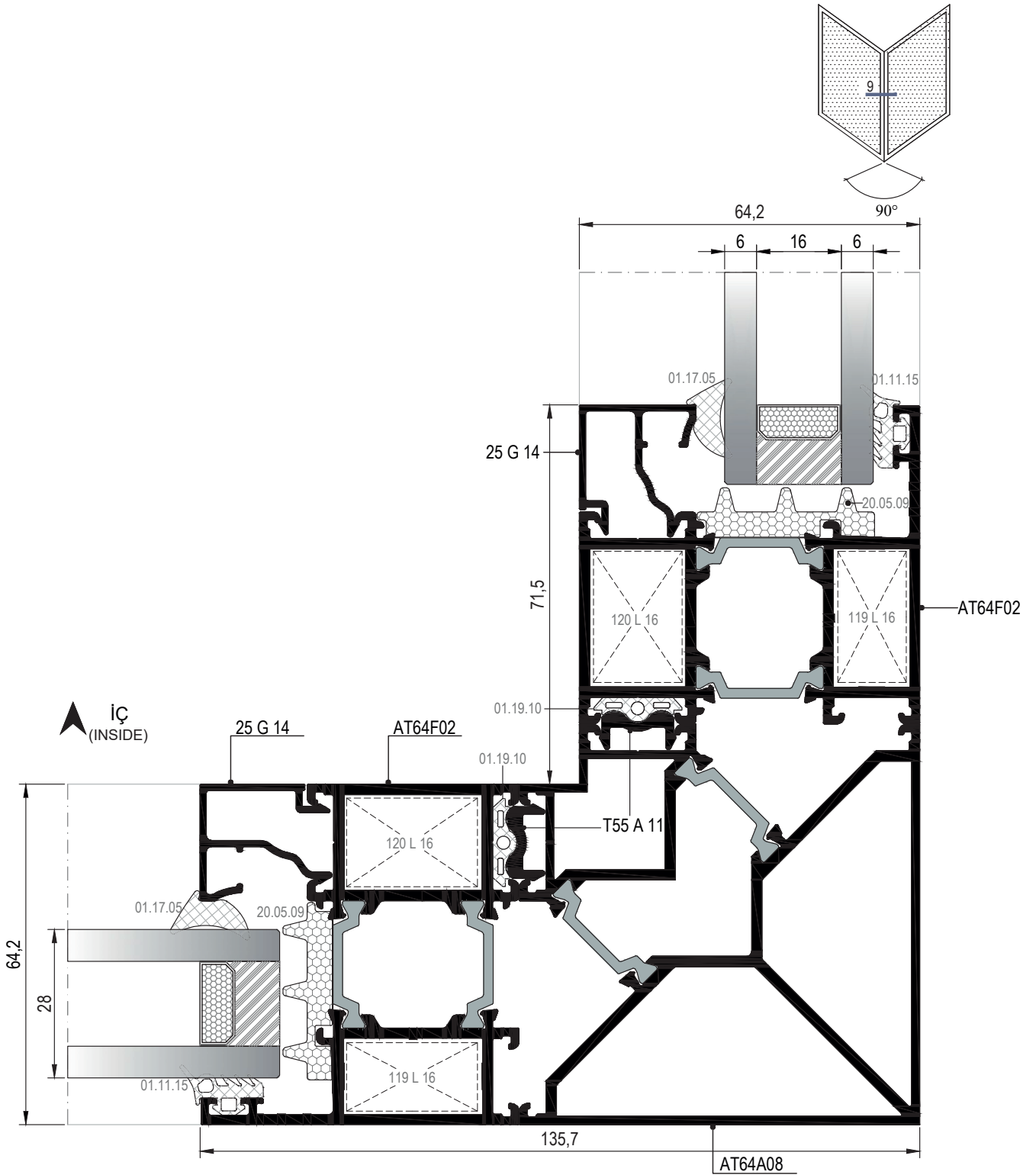
08

09

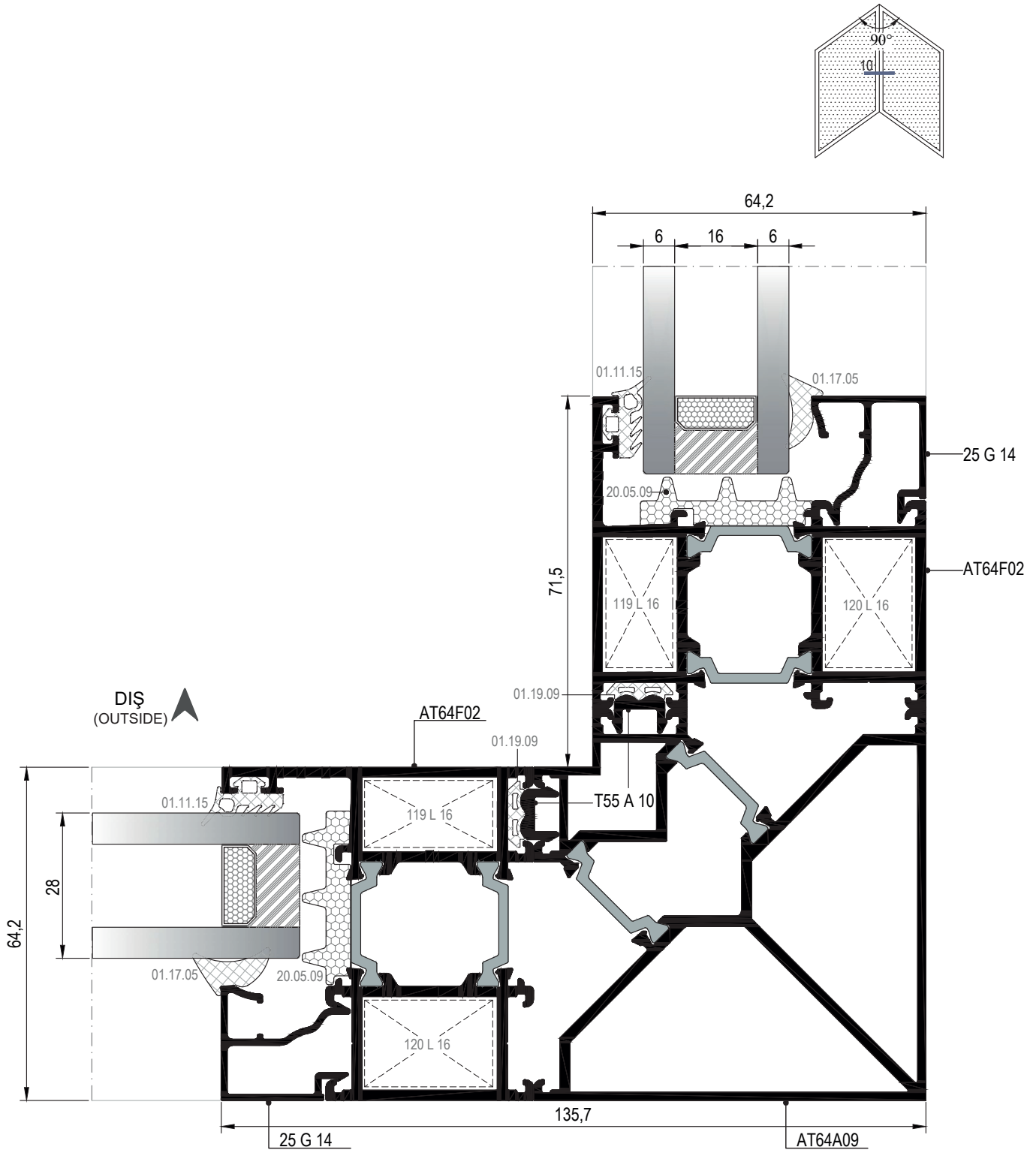
10

11

12

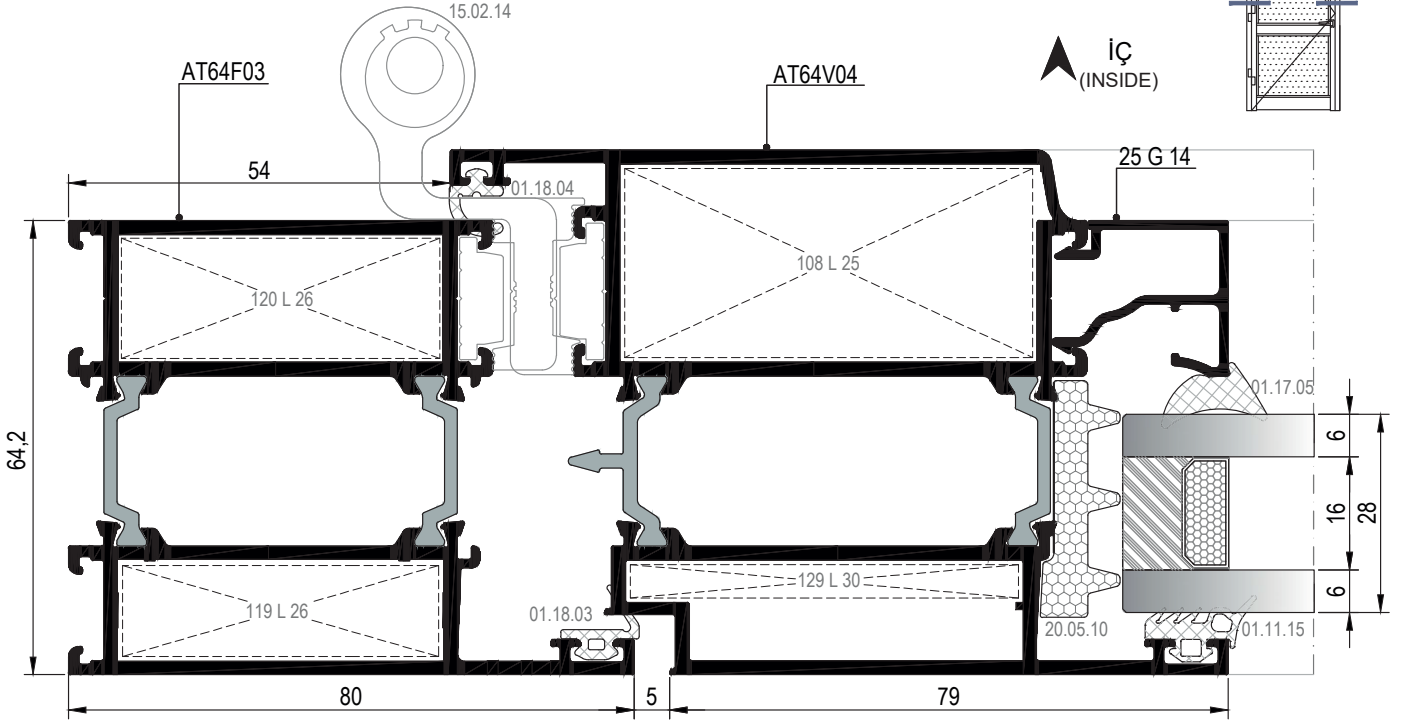


9 DETAYI
DETAIL

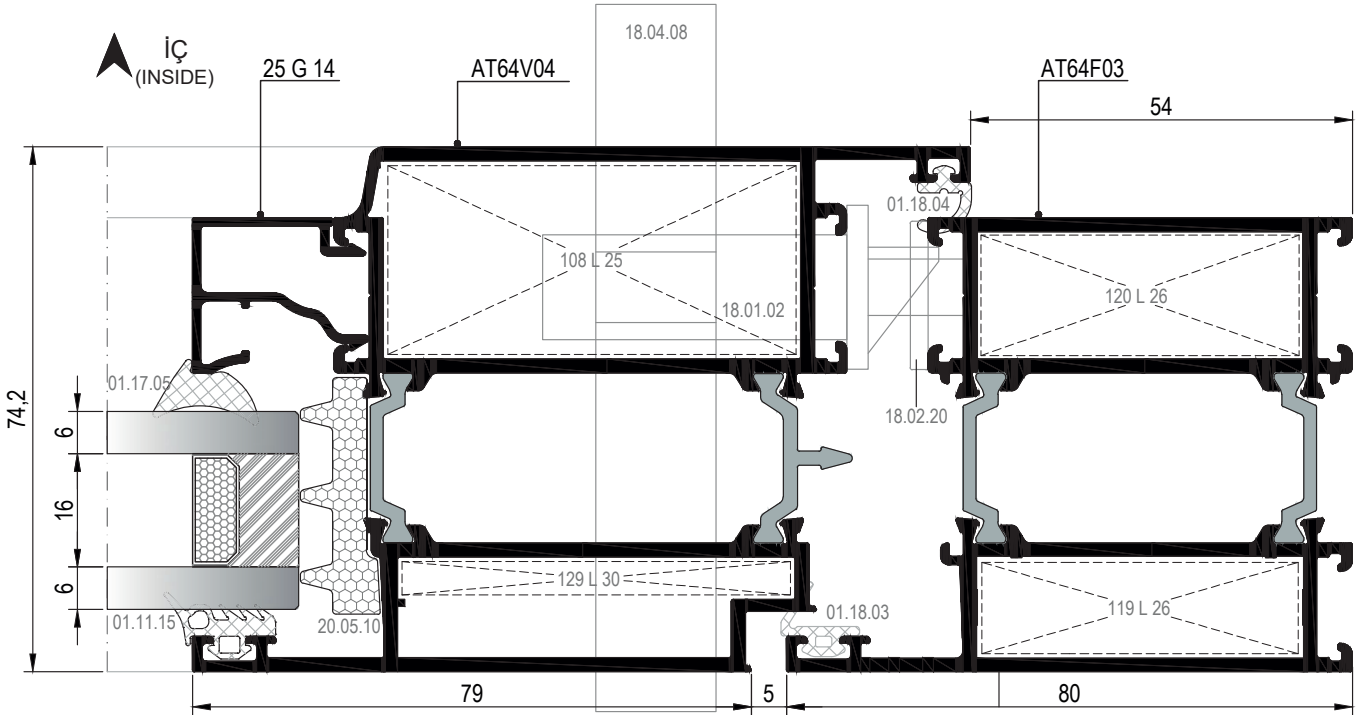


10 DETAYI
DETAIL

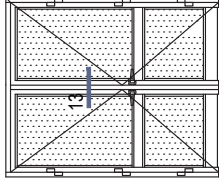
İÇE AÇILIM BİNLİ KAPI DETAYLARI
INWARD OPENING DOOR DETAILS



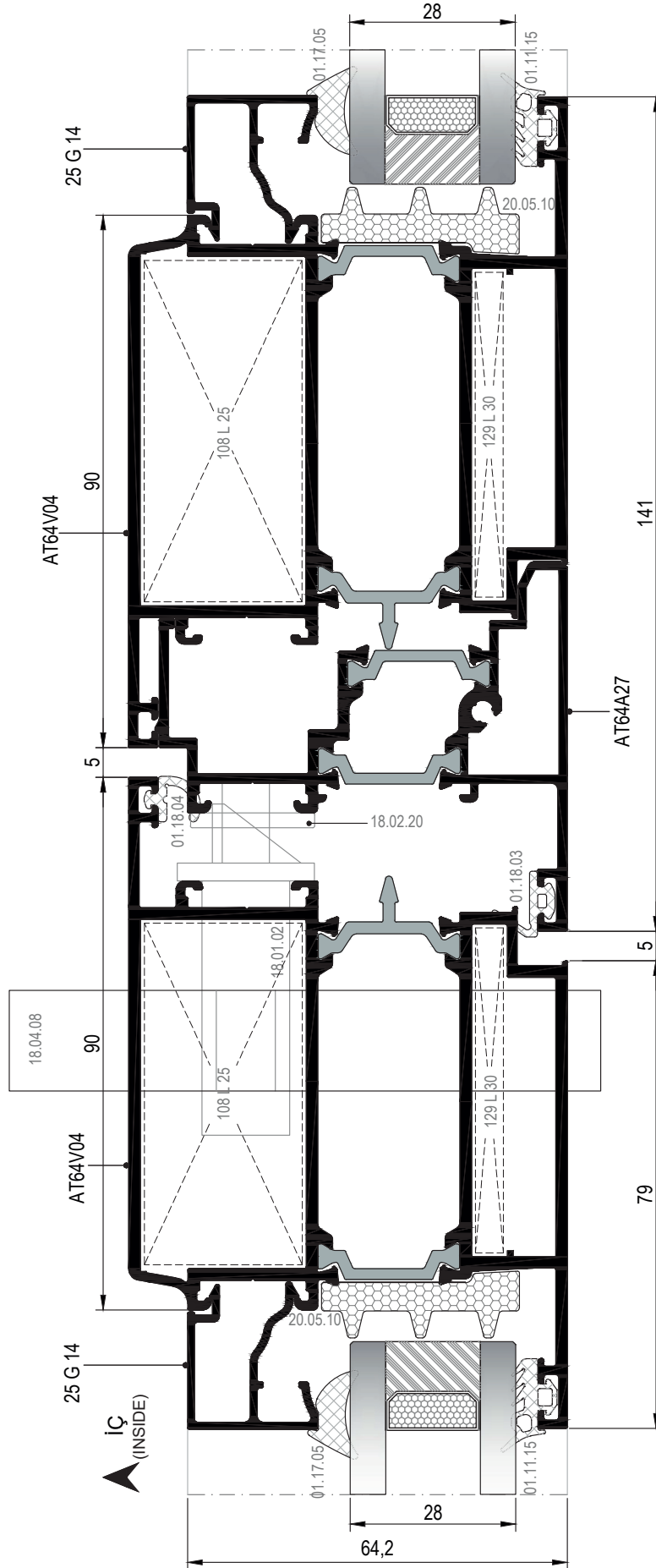
11 DETAYI
DETAIL



12 DETAYI
DETAIL

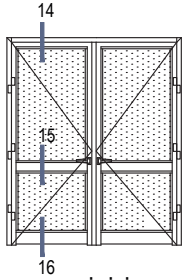


İÇE AÇILIM BİNLİLİ KAPI DETAYLARI
INWARD OPENING DOOR DETAILS

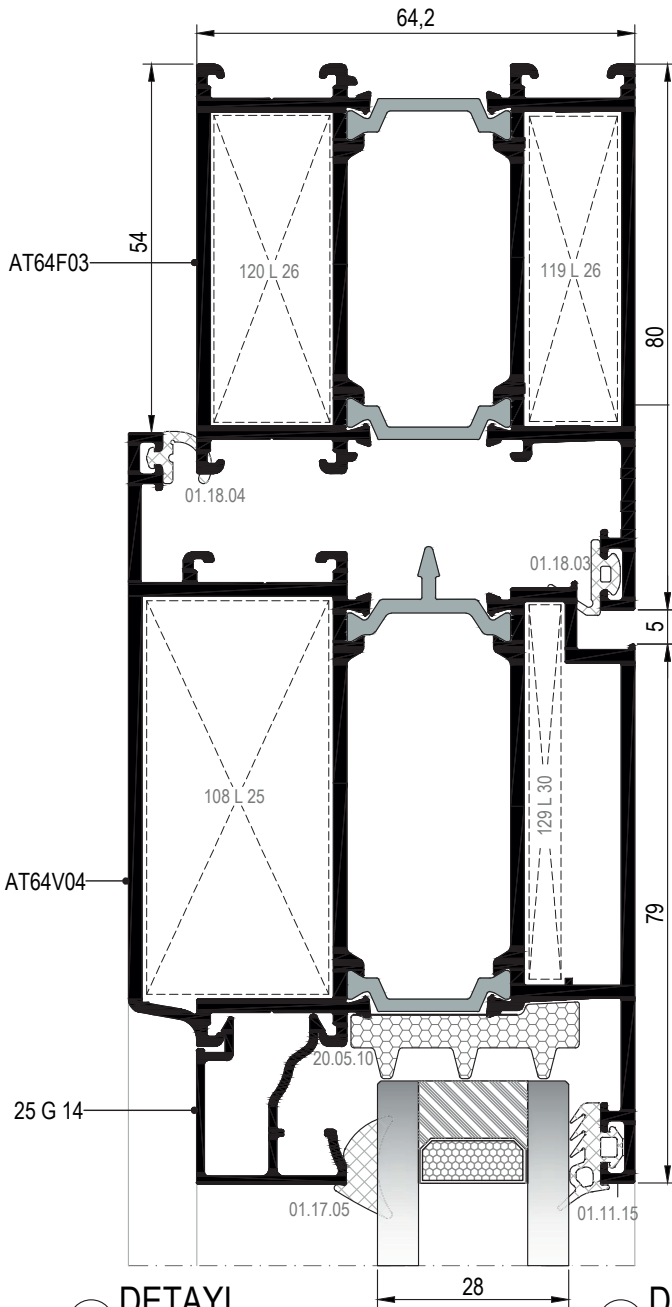


13 DETAYI
DETAIL

- 01
- 02
- 03
- 04
- 05
- 06
- 07
- 08
- 09
- 10
- 11
- 12

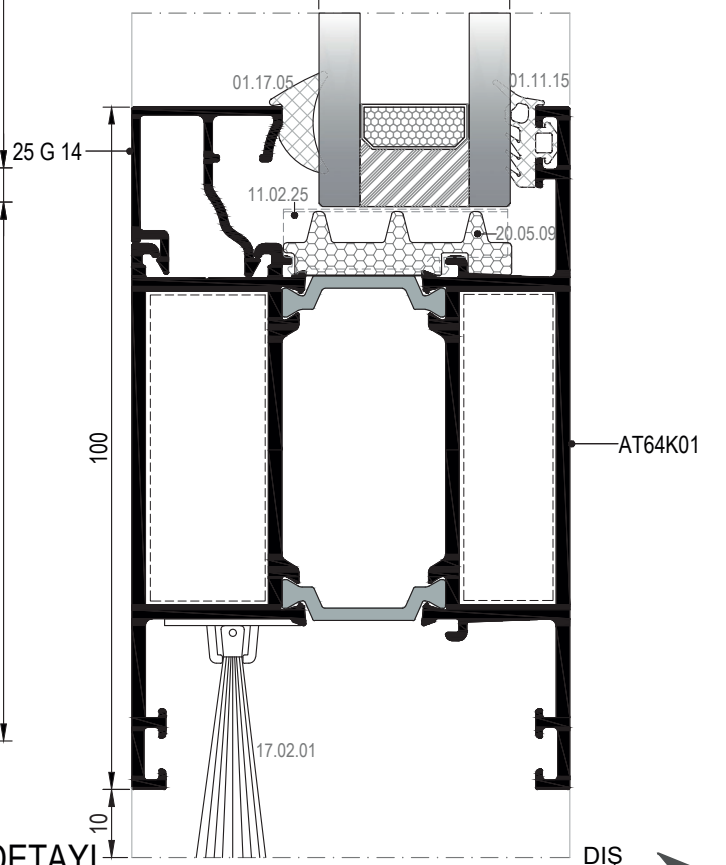
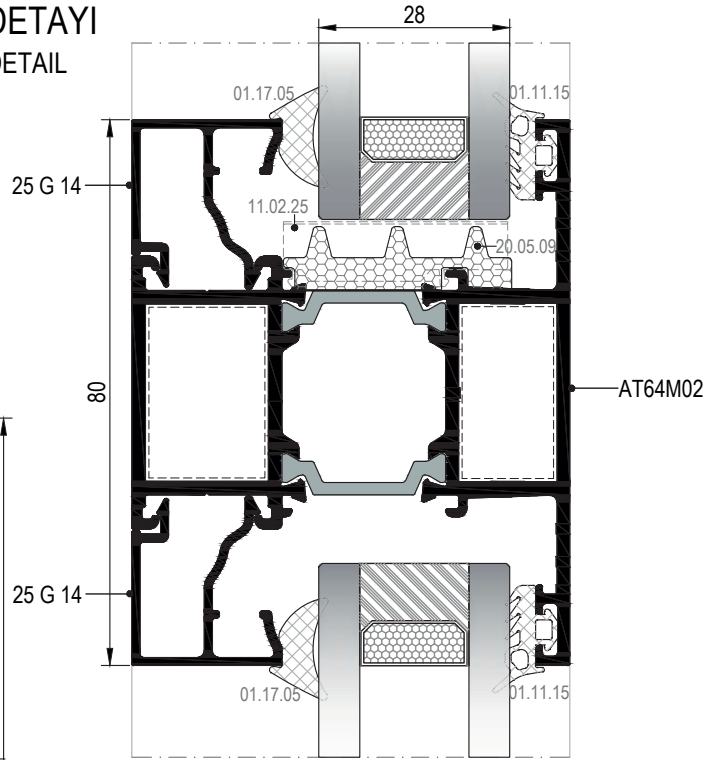


İÇE AÇILIM BİNİLİ KAPI DETAYLARI
INWARD OPENING DOOR DETAILS



14 DETAYI
DETAIL

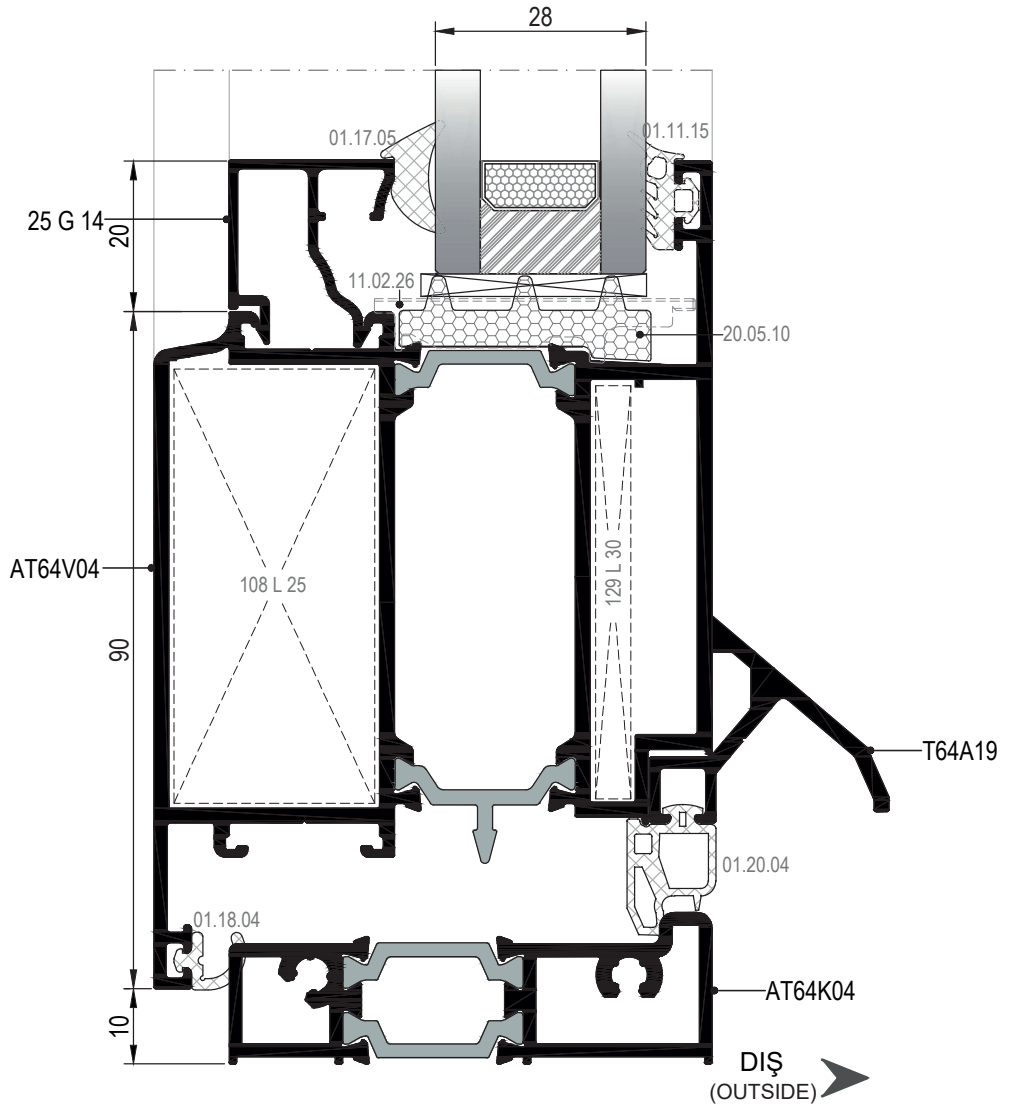
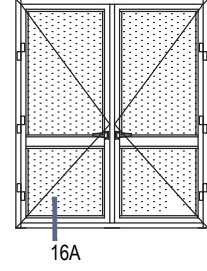
15 DETAYI
DETAIL



16 DETAYI
DETAIL

DIŞ
(OUTSIDE) →

İÇE AÇILIM BİNLİ KAPI DETAYLARI
INWARD OPENING DOOR DETAILS



16A DETAYI
DETAIL

01

02

03

04

05

06

07

08

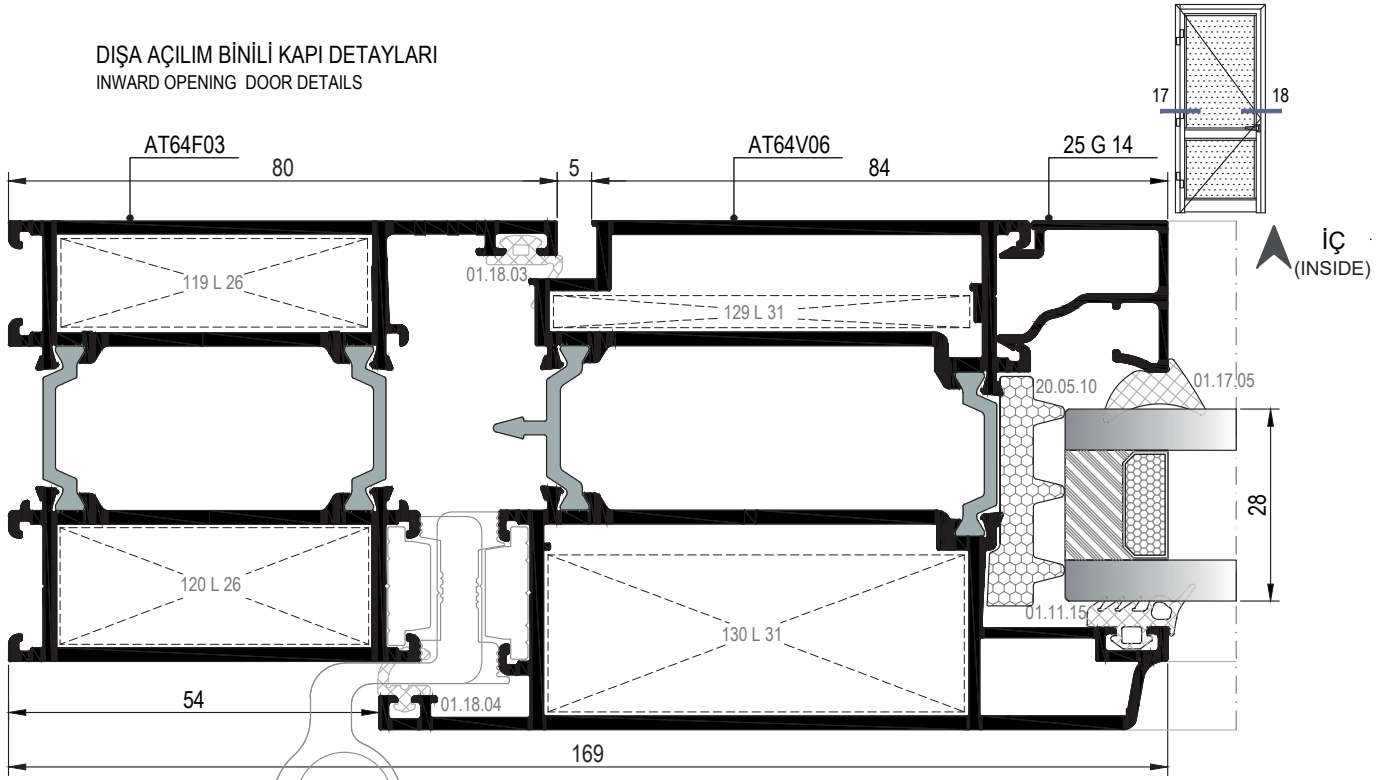
09

10

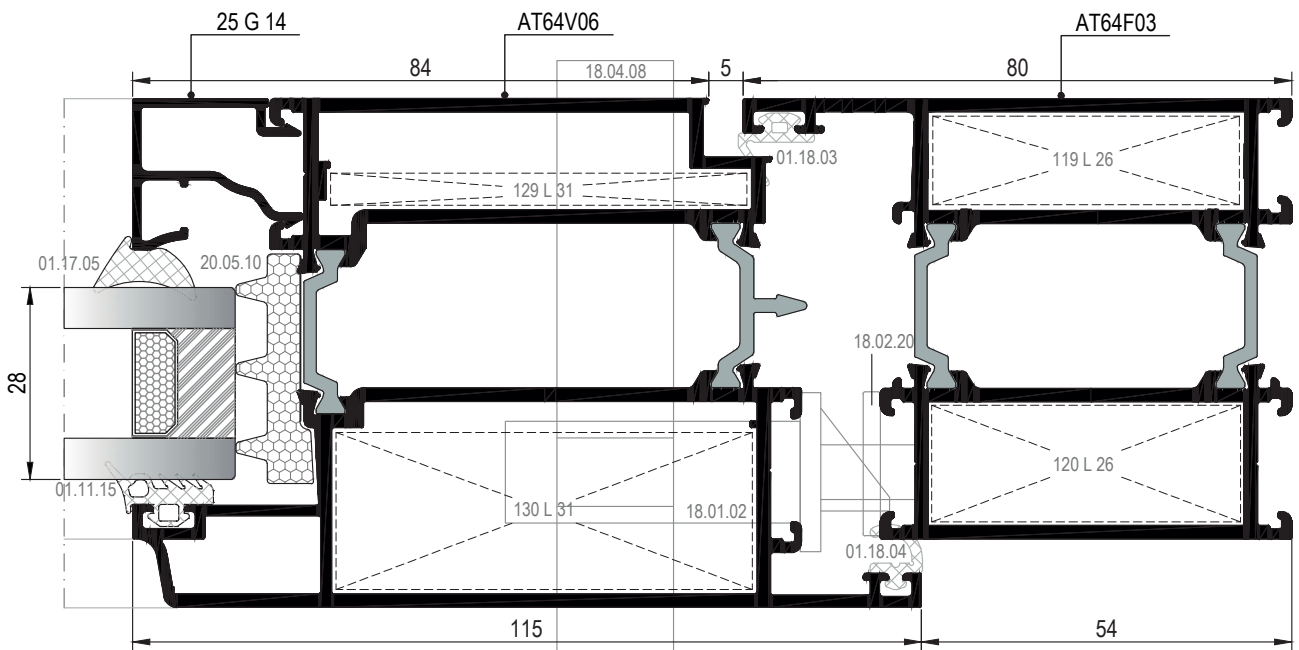
11

12

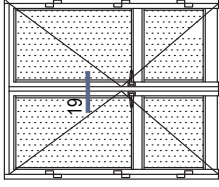
DIŐA AÇILIM BİNİLİ KAPI DETAYLARI
INWARD OPENING DOOR DETAILS



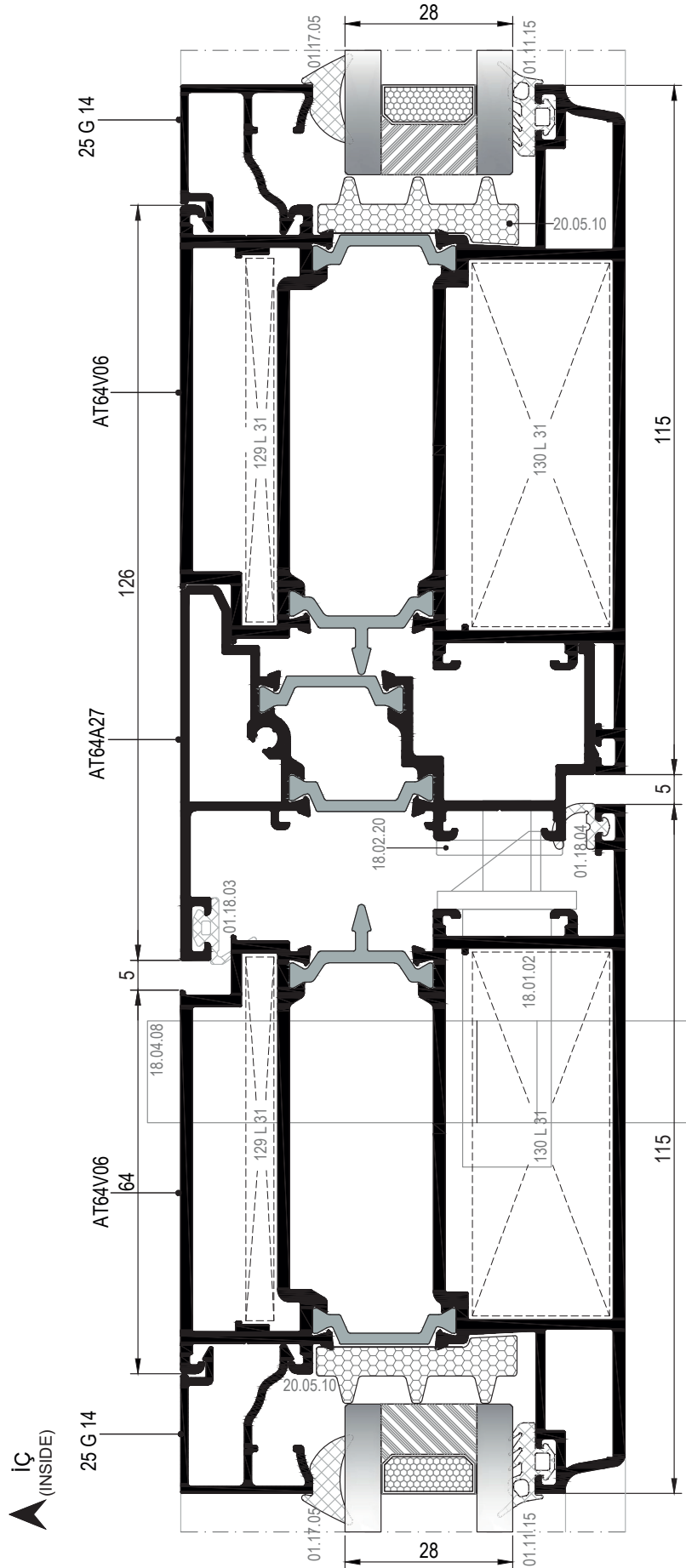
17 DETAYI
DETAIL



18 DETAYI
DETAIL



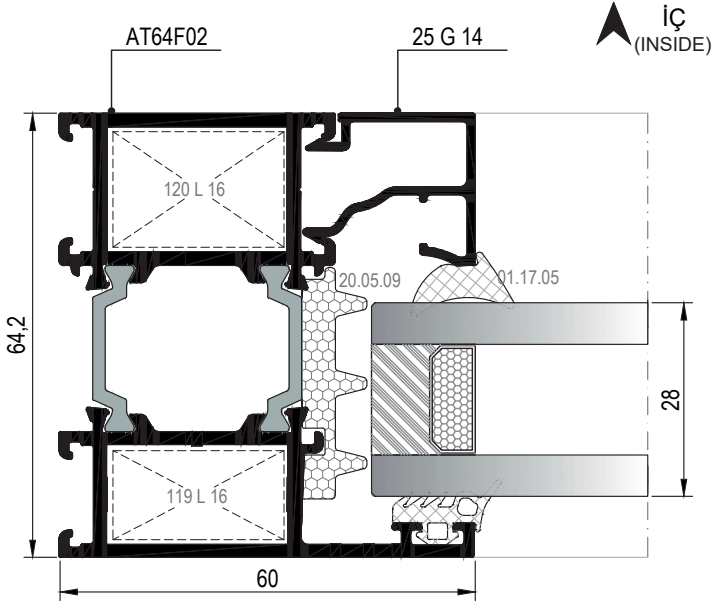
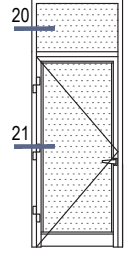
DIŐA AÇILIM BİNİLİ KAPI DETAYLARI
OUTWARD OPENING DOOR DETAILS



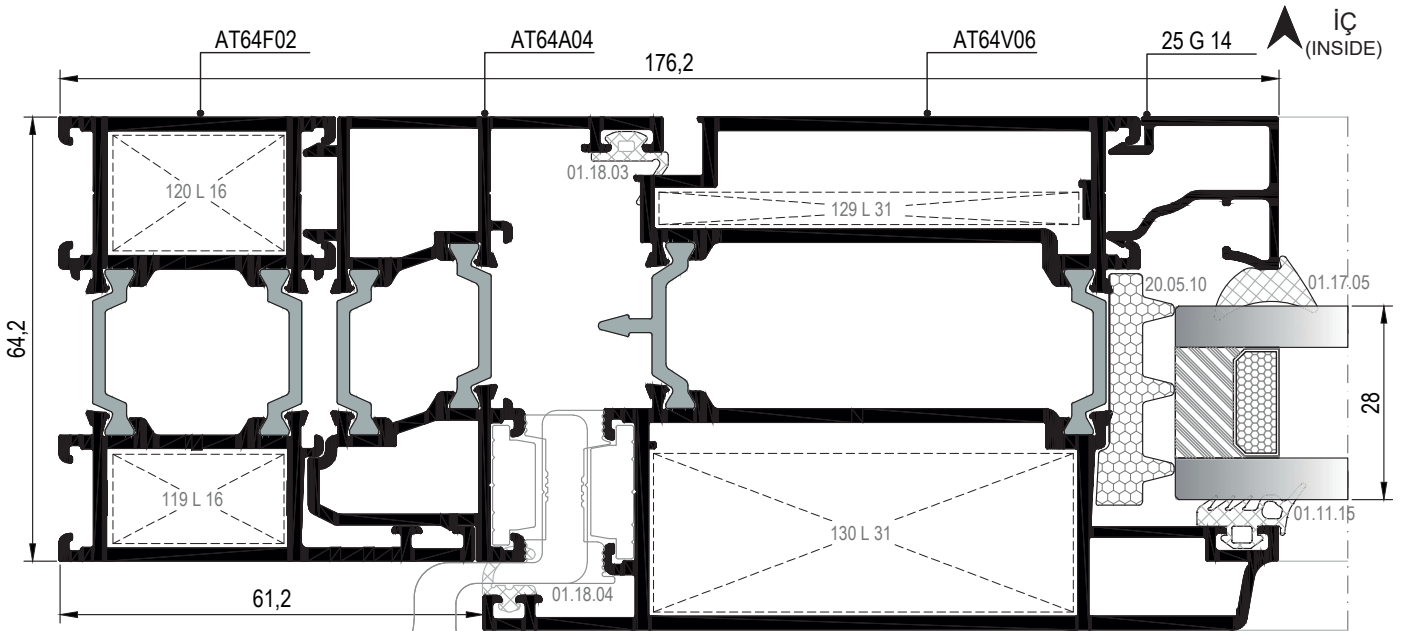
01
02
03
04
05
06
07
08
09
10
11
12

19 DETAYI
DETAIL

DIŐA AÇILIM ADAPTÖRLÜ KAPI DETAYLARI
OUTWARD OPENING DOOR DETAILS

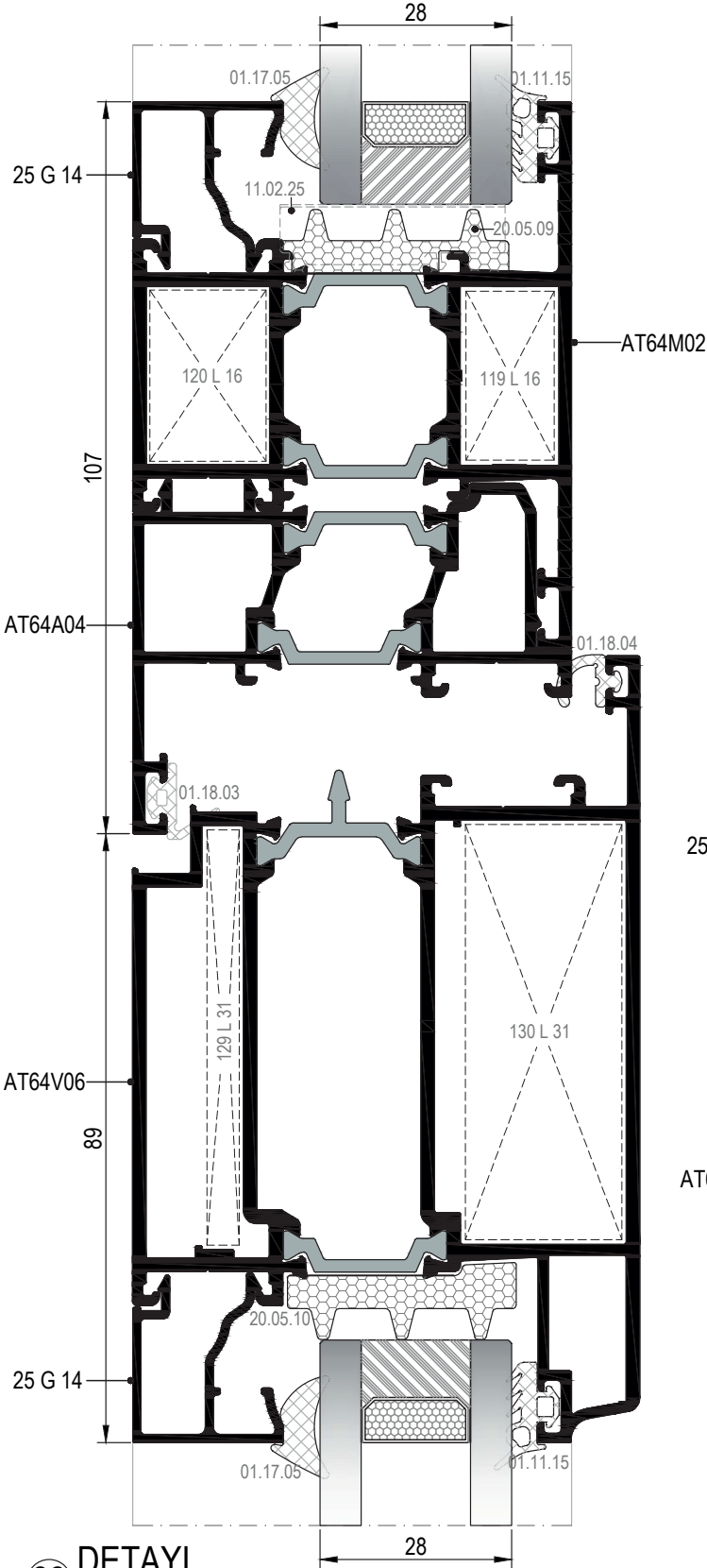


20 DETAYI
DETAIL

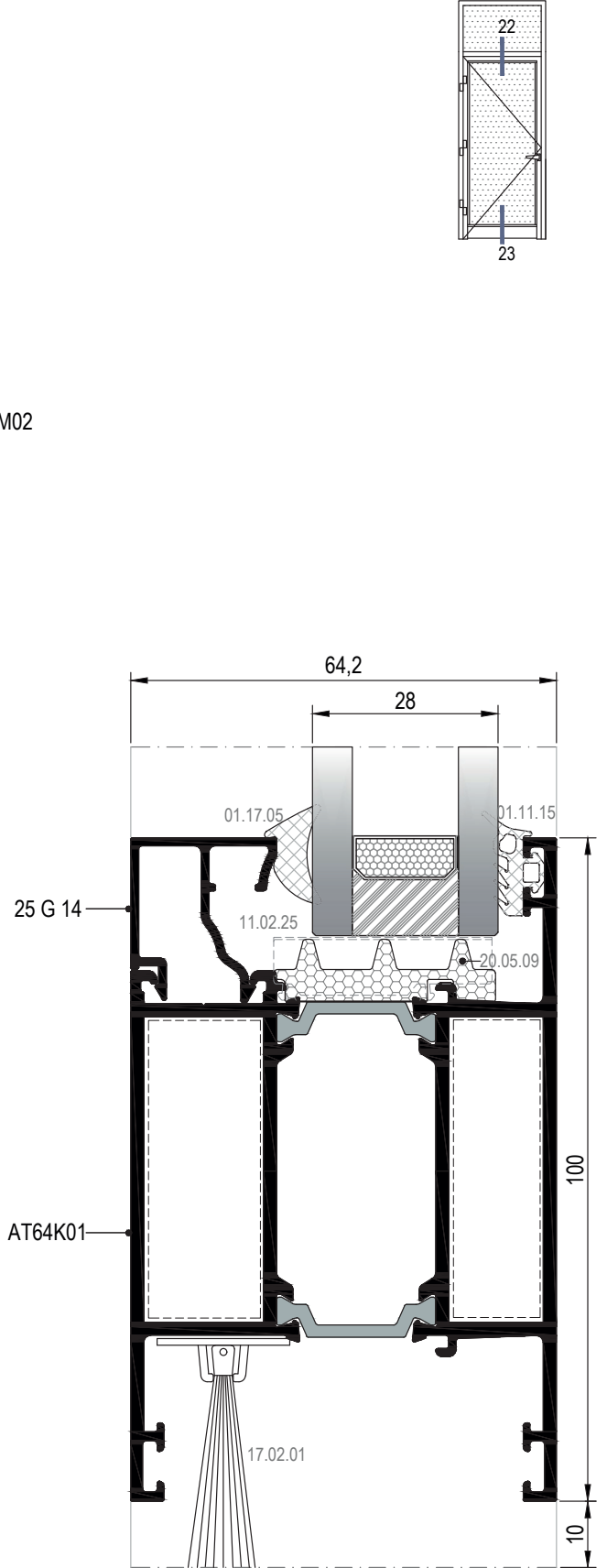


21 DETAYI
DETAIL

DIŐA AÇILIM ADAPTÖRLÜ KAPI DETAYLARI
OUTWARD OPENING DOOR DETAILS



22 DETAYI
DETAIL



23 DETAYI
DETAIL

DIŐ (OUTSIDE) ➔

01

02

03

04

05

06

07

08

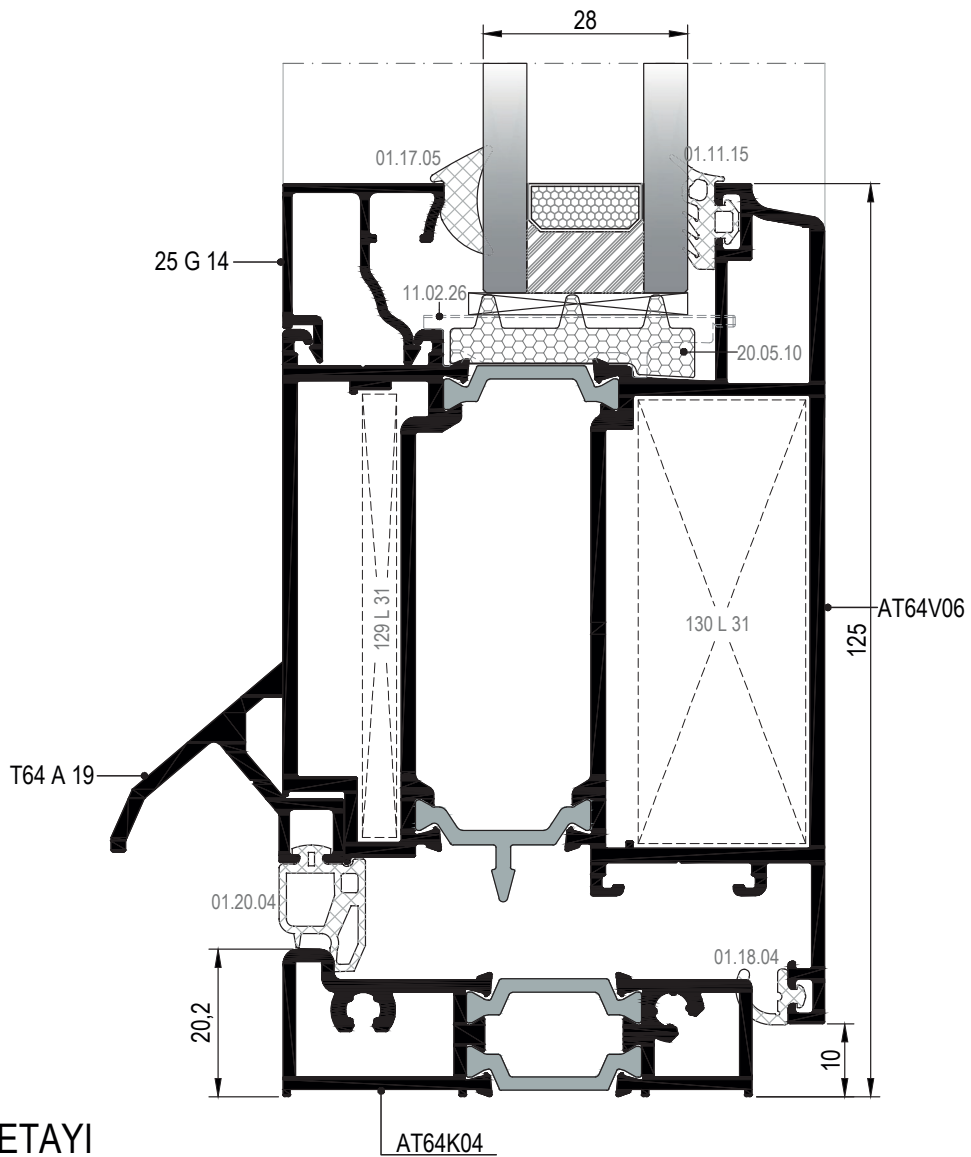
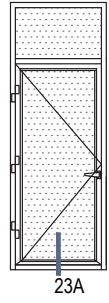
09

10

11

12

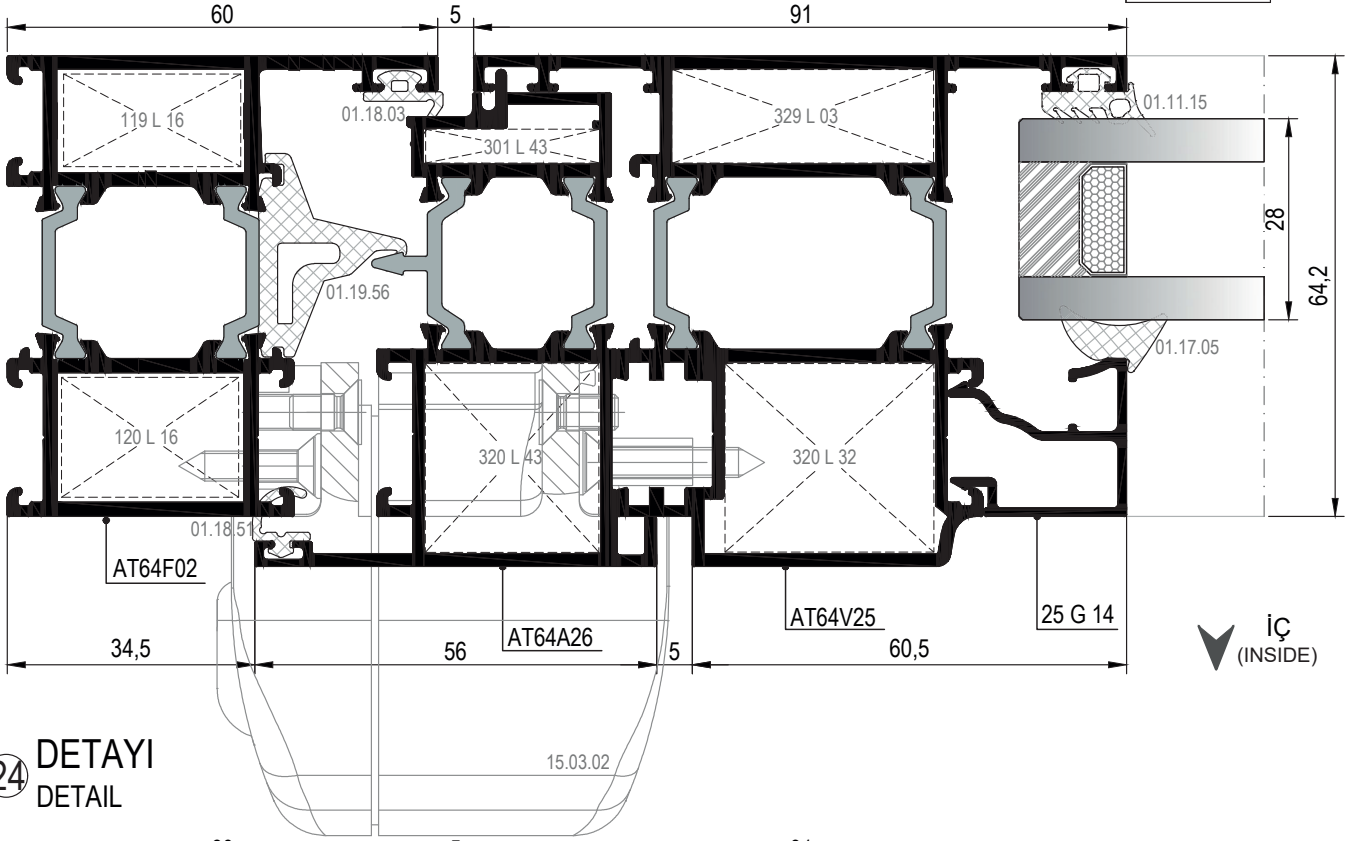
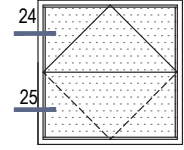
- 01
- 02
- 03
- 04
- 05
- 06
- 07
- 08
- 09
- 10
- 11
- 12



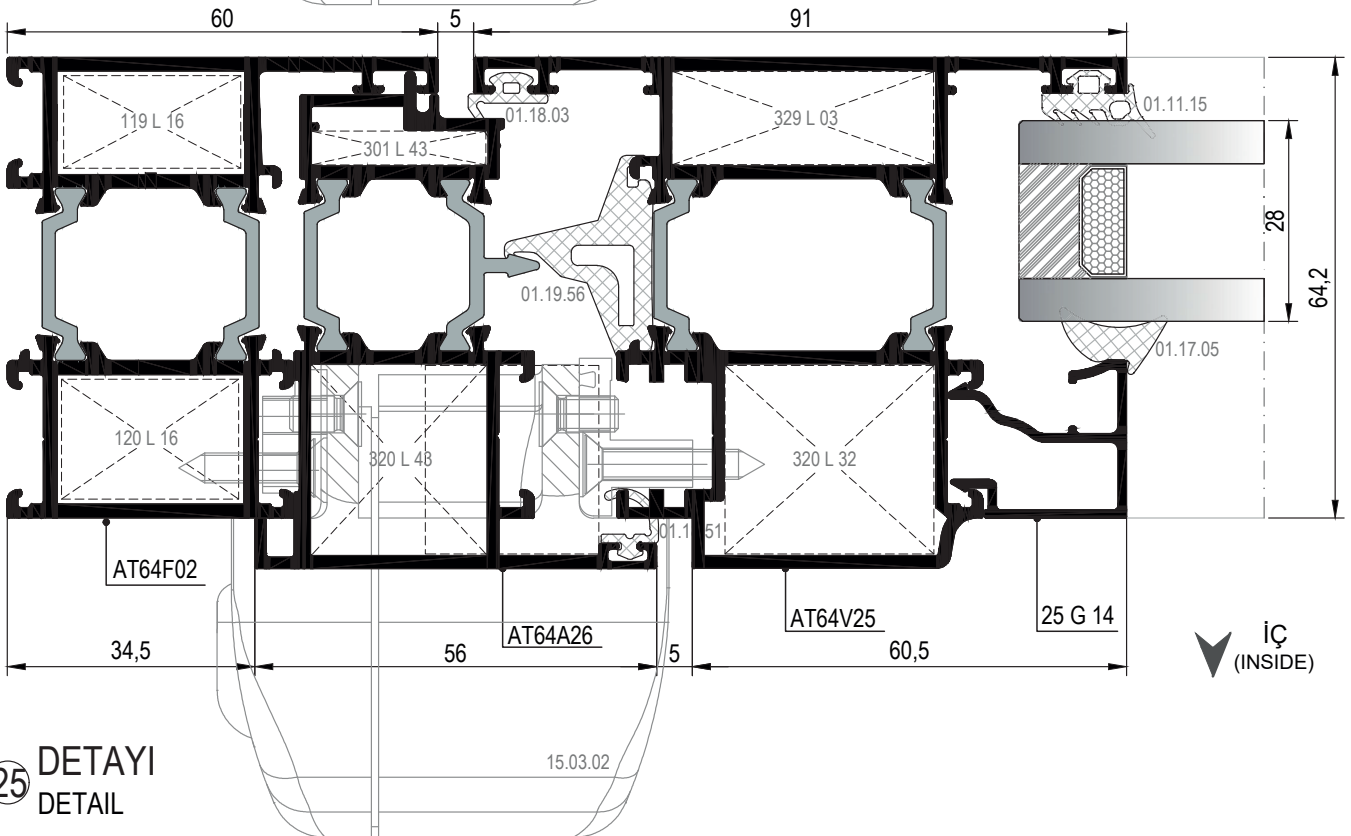
23A DETAYI
DETAIL

DIŞ
(OUTSIDE) ➔

YATAY PİVOT DETAYLARI
HORIZONTAL PIVOT DETAILS



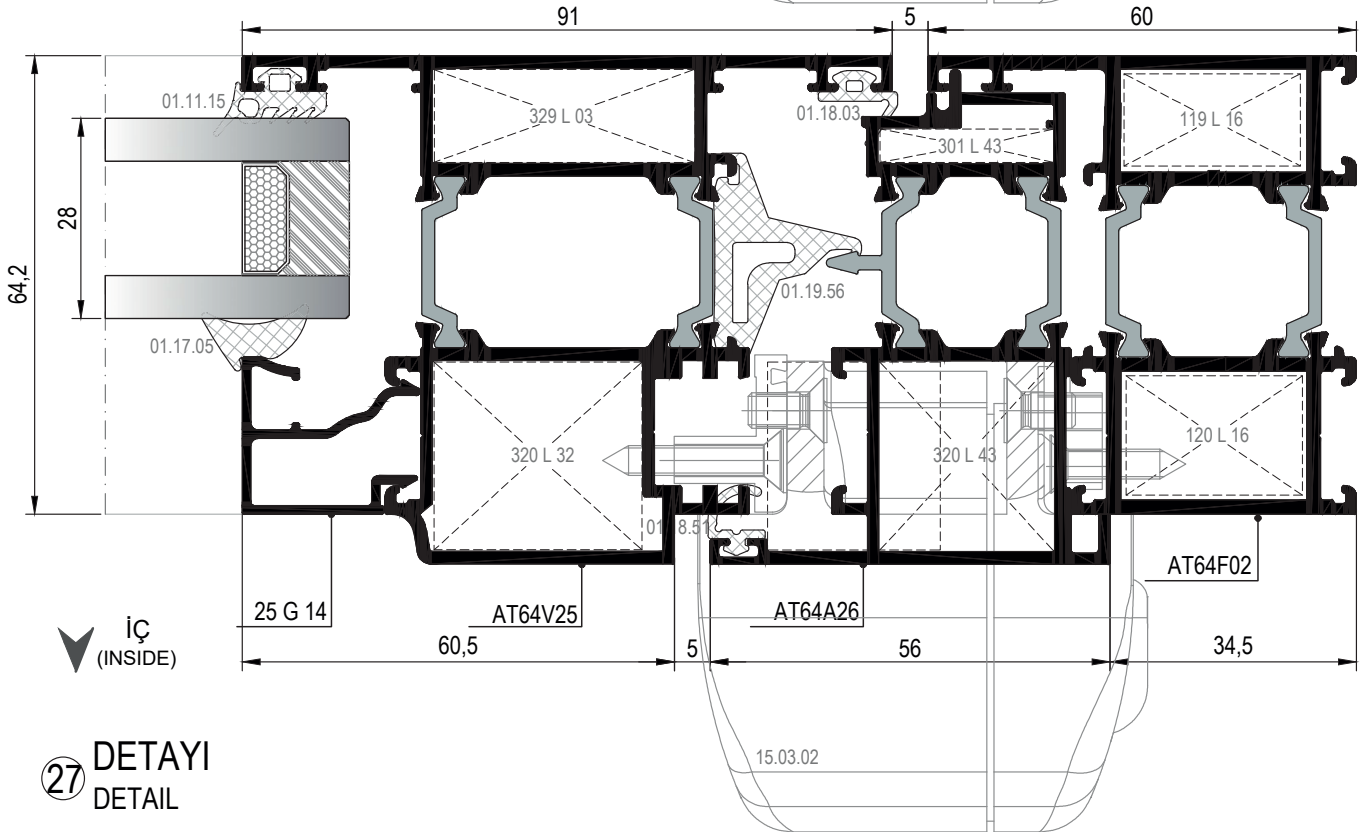
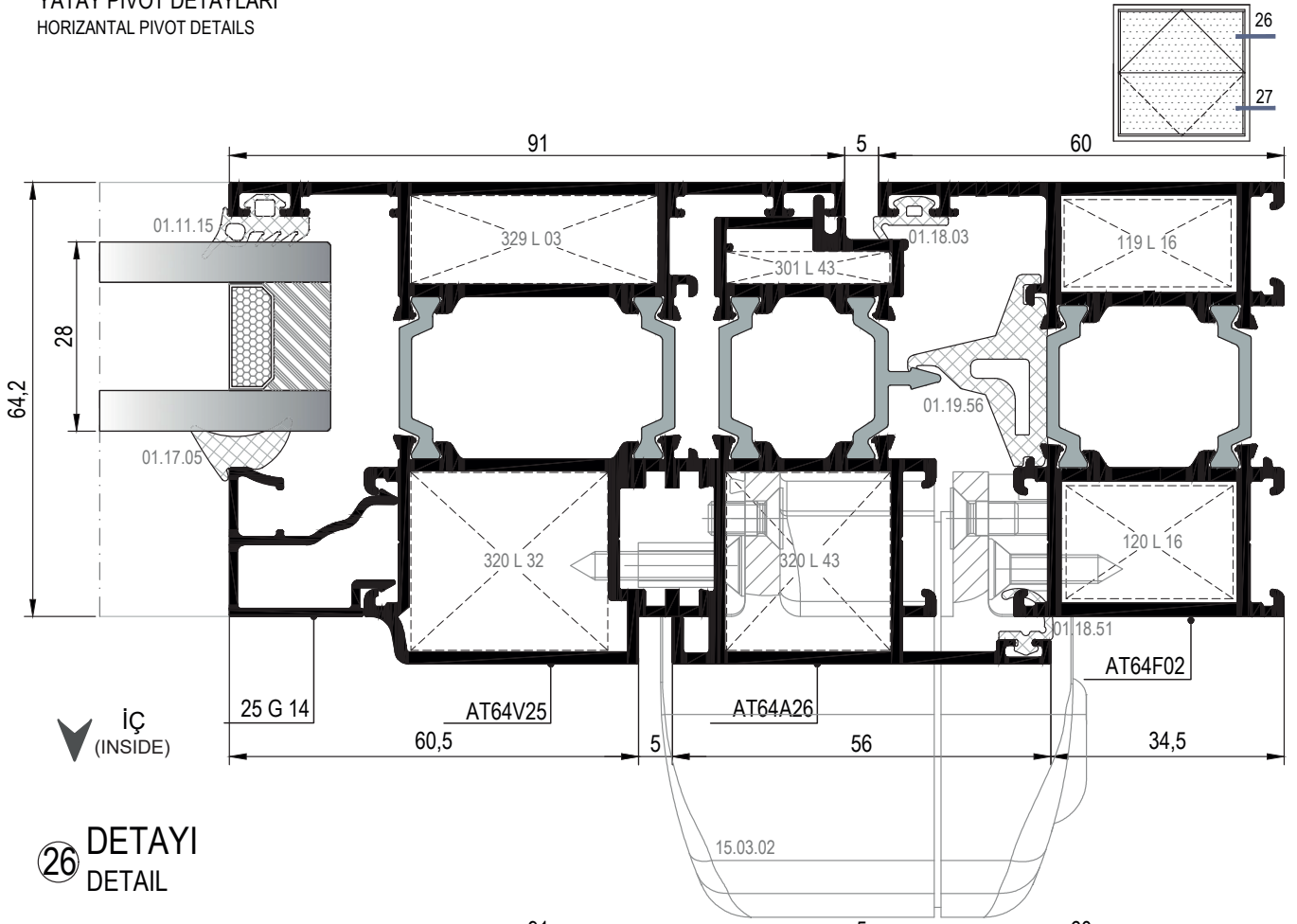
24 DETAYI
DETAIL



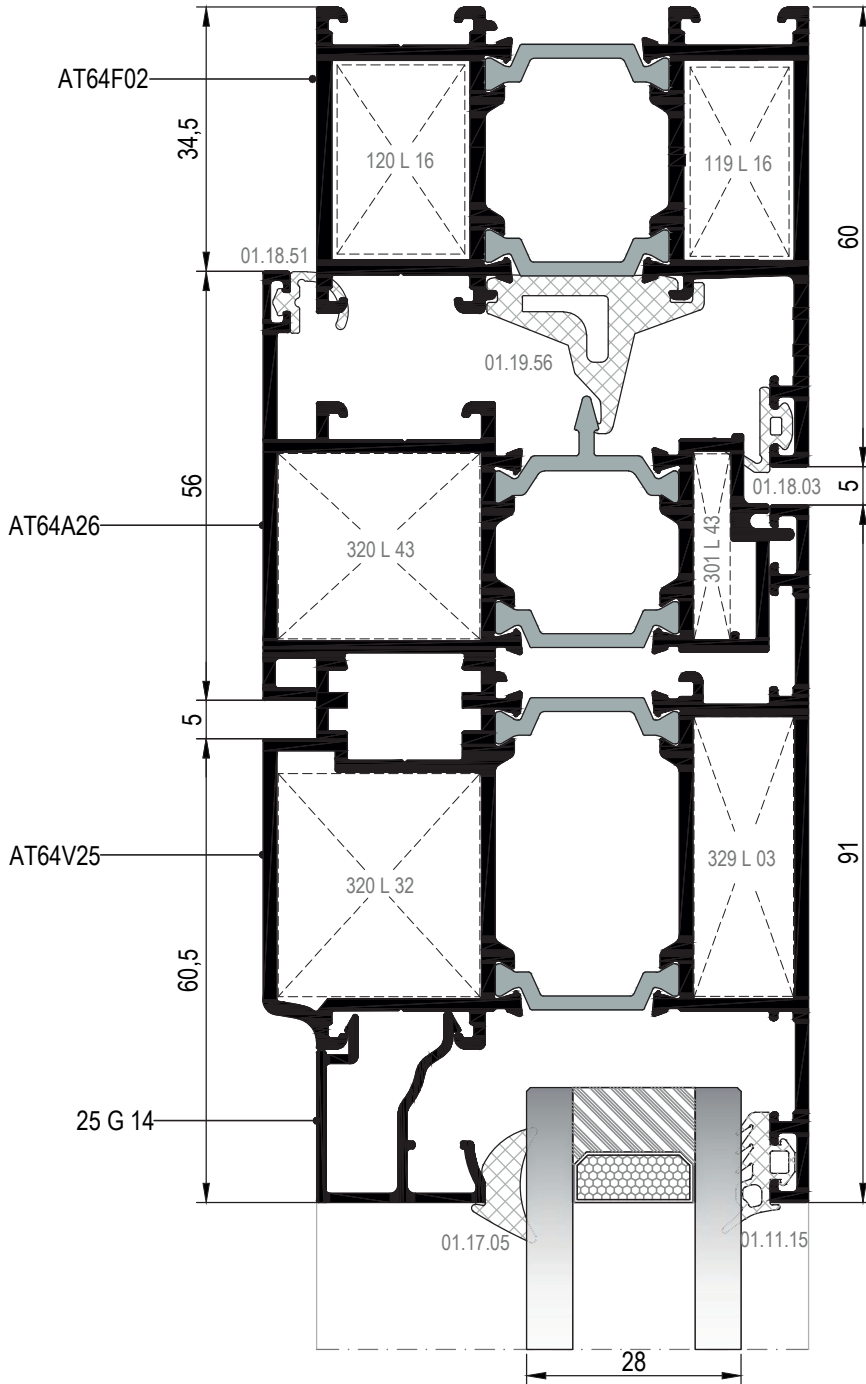
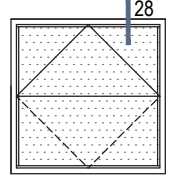
25 DETAYI
DETAIL

- 01
- 02
- 03
- 04
- 05
- 06
- 07
- 08
- 09
- 10
- 11
- 12

YATAY PİVOT DETAYLARI
HORIZONTAL PIVOT DETAILS



YATAY PİVOT DETAYLARI
HORIZONTAL PIVOT DETAILS



28 DETAYI
DETAIL

DIŞ
(OUTSIDE) ➔

01

02

03

04

05

06

07

08

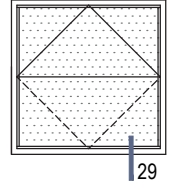
09

10

11

12

YATAY PİVOT DETAYLARI
HORIZONTAL PIVOT DETAILS



01

02

03

04

05

06

07

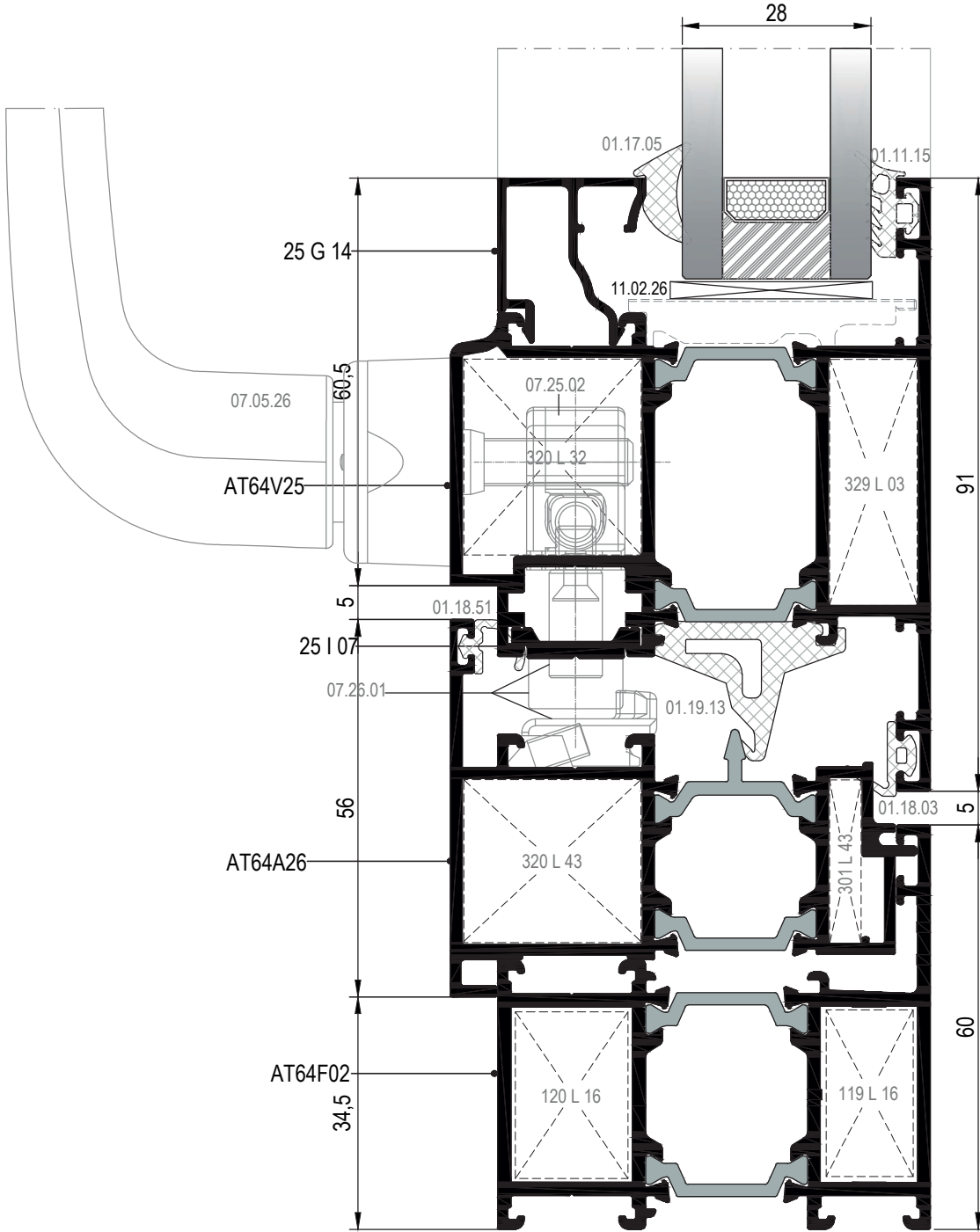
08

09

10

11

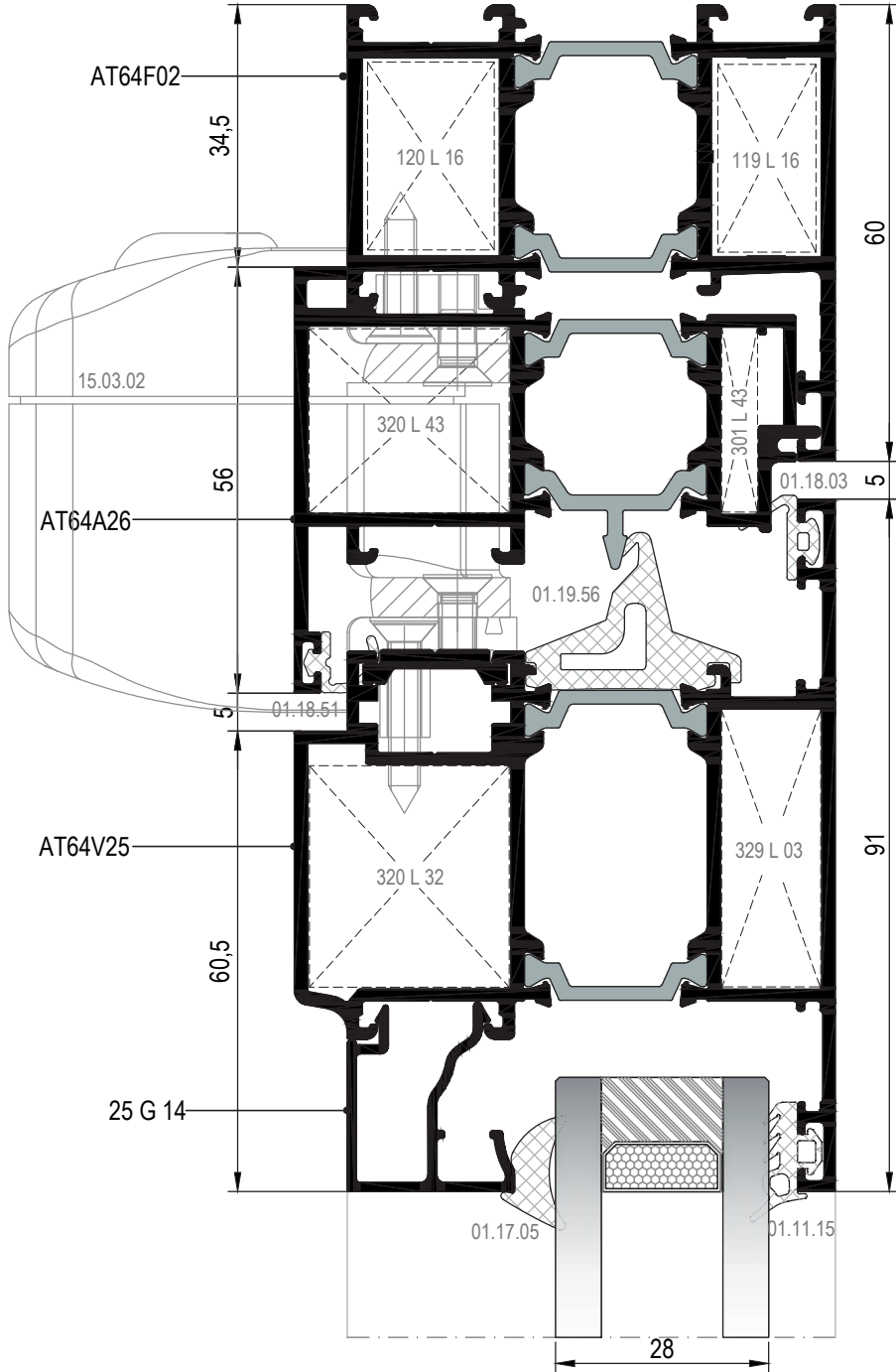
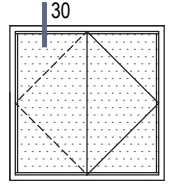
12



29 DETAYI
DETAIL

DIŞ
(OUTSIDE) ➔

DİKEY PİVOT DETAYLARI
VERTICAL PIVOT DETAILS



01

02

03

04

05

06

07

08

09

10

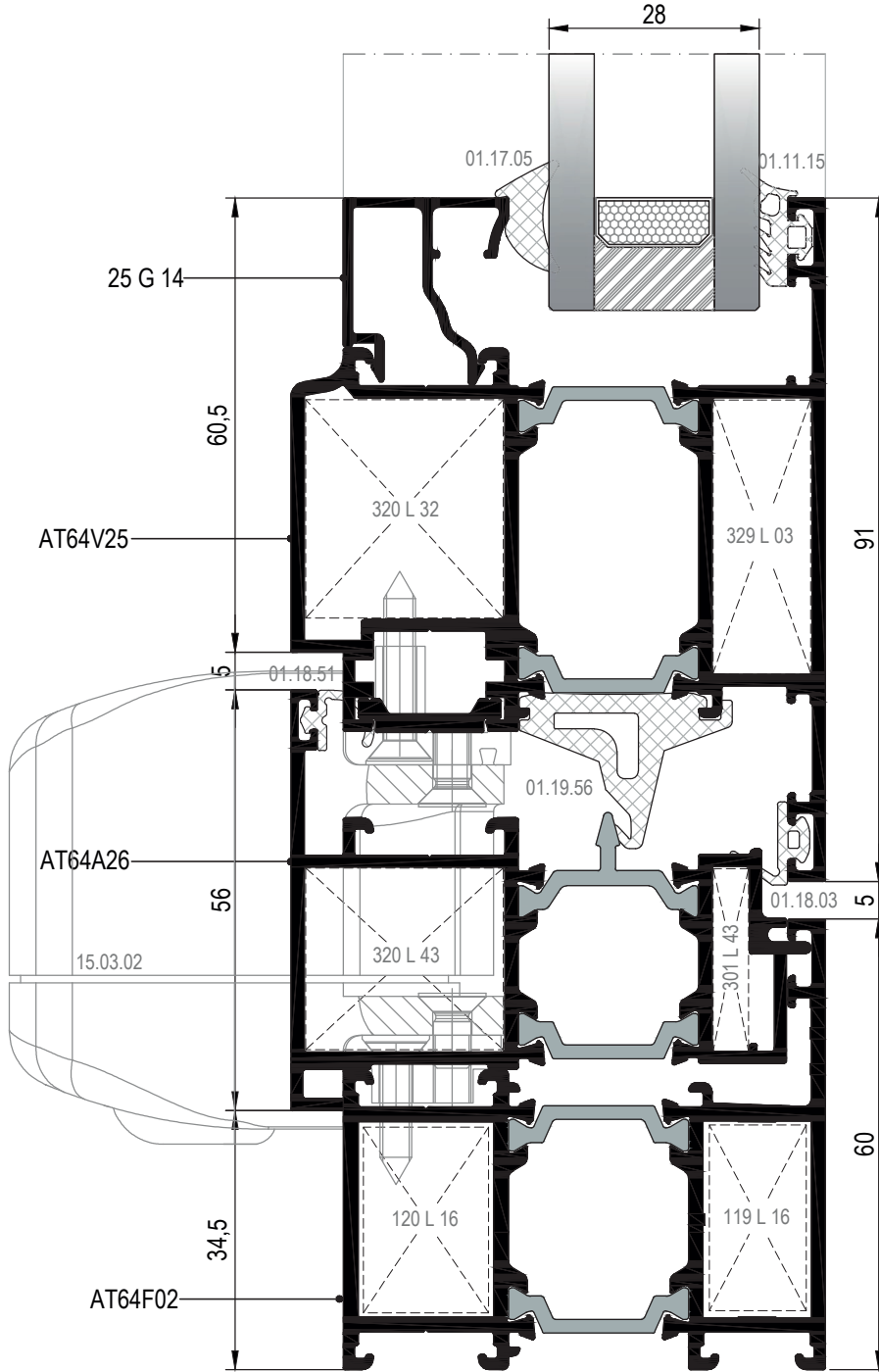
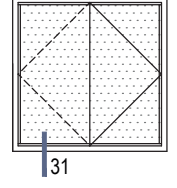
11

12

30 DETAYI
DETAIL

DIŞ
(OUTSIDE) ➔

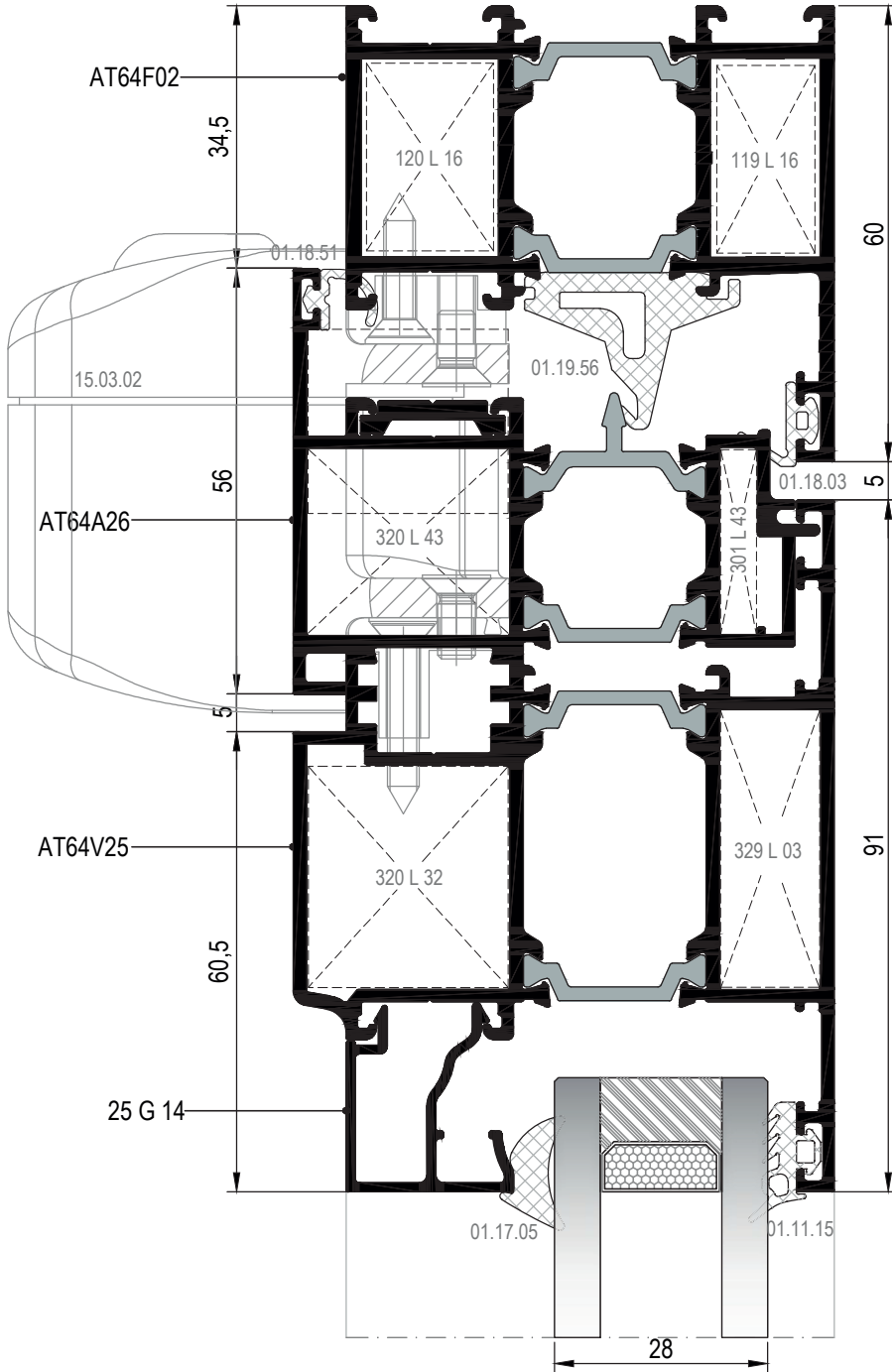
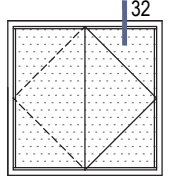
DİKEY PİVOT DETAYLARI
VERTICAL PIVOT DETAILS



31 DETAYI
DETAIL

DİŞ
(OUTSIDE) ➔

DİKEY PİVOT DETAYLARI
VERTICAL PIVOT DETAILS



01

02

03

04

05

06

07

08

09

10

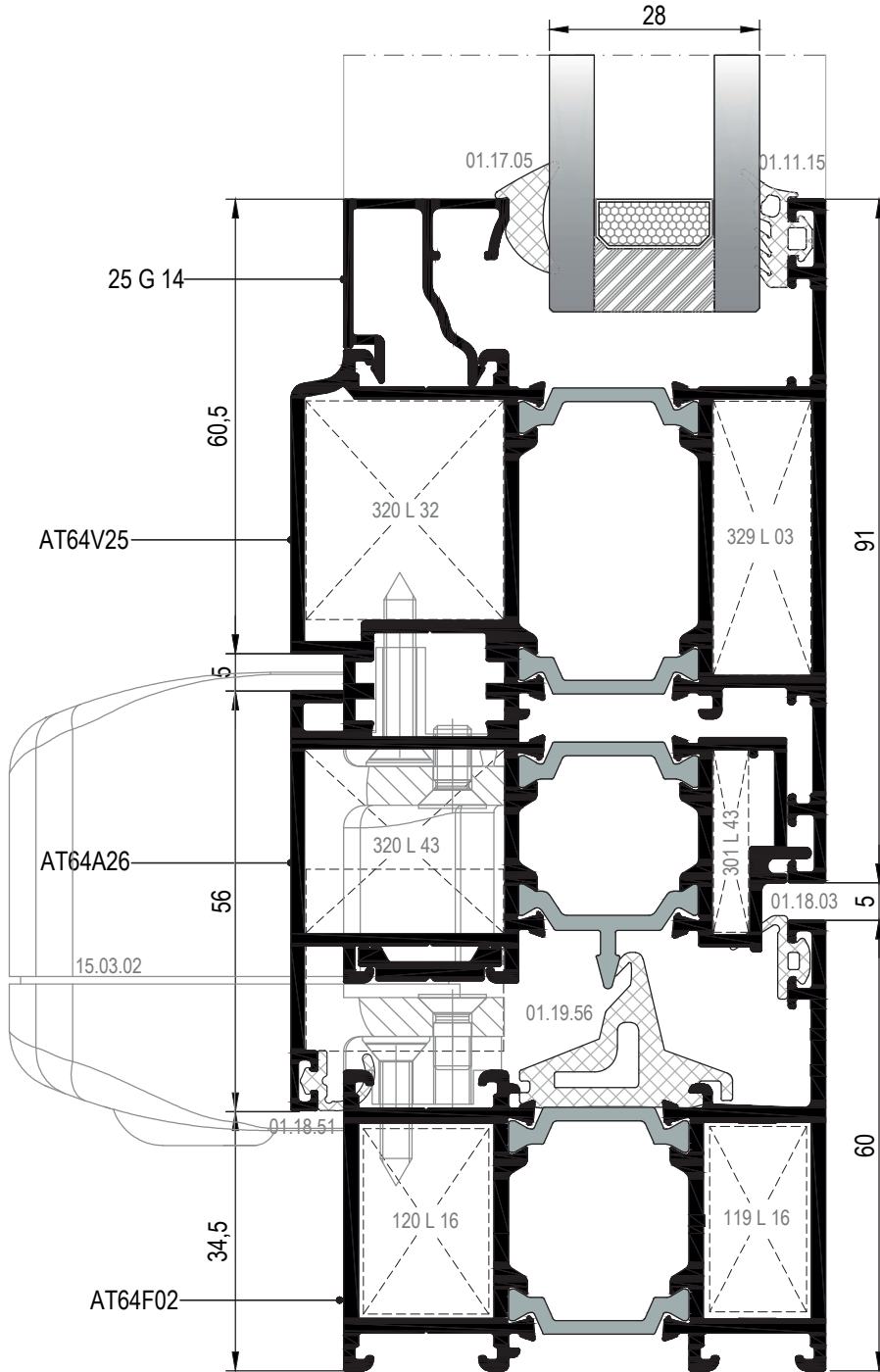
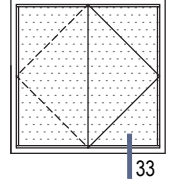
11

12

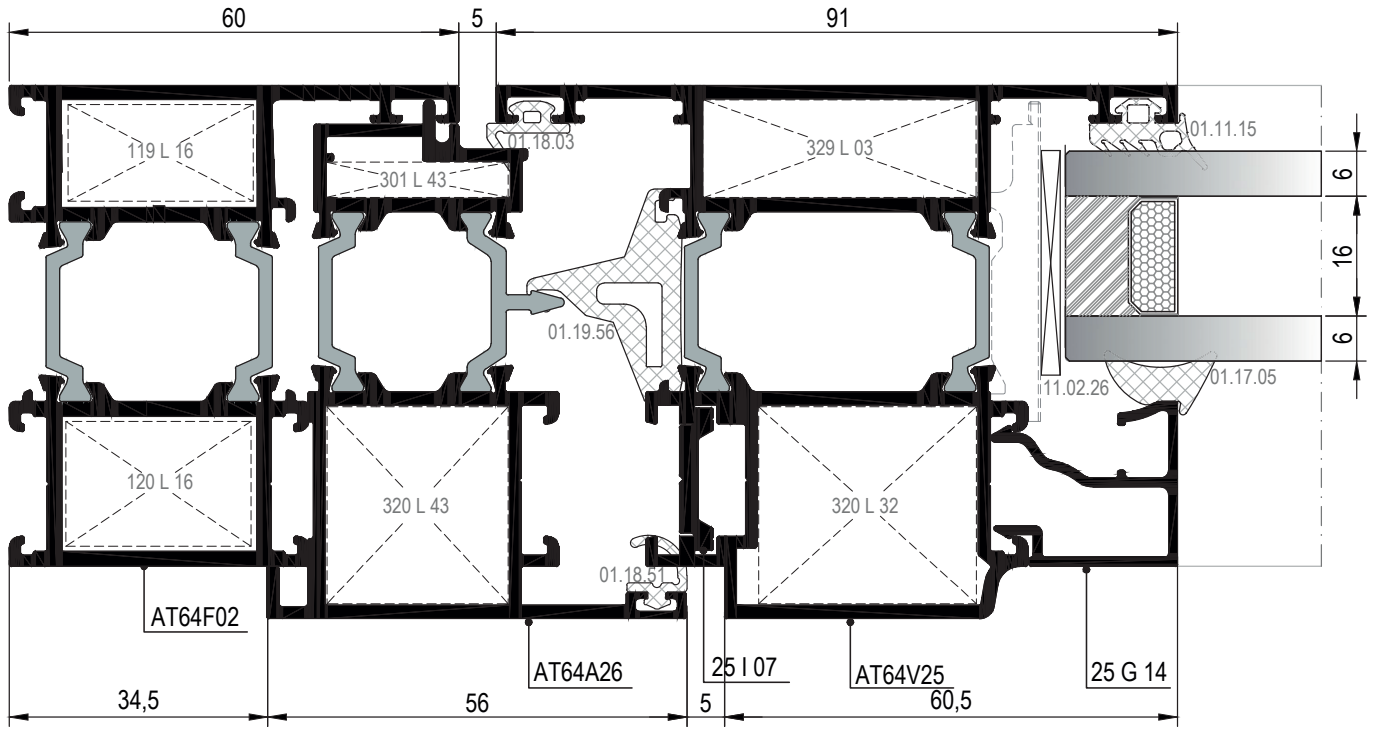
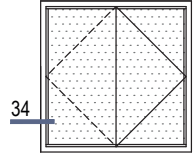
32 DETAYI
DETAIL

DIŞ
(OUTSIDE) ➔

DİKEY PİVOT DETAYLARI
VERTICAL PIVOT DETAILS



DİKEY PİVOT DETAYLARI
VERTICAL PIVOT DETAILS



▼ İÇ
(INSIDE)

34 DETAYI
DETAIL

01

02

03

04

05

06

07

08

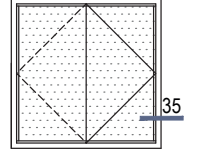
09

10

11

12

DİKEY PİVOT DETAYLARI
VERTICAL PIVOT DETAILS



01

02

03

04

05

06

07

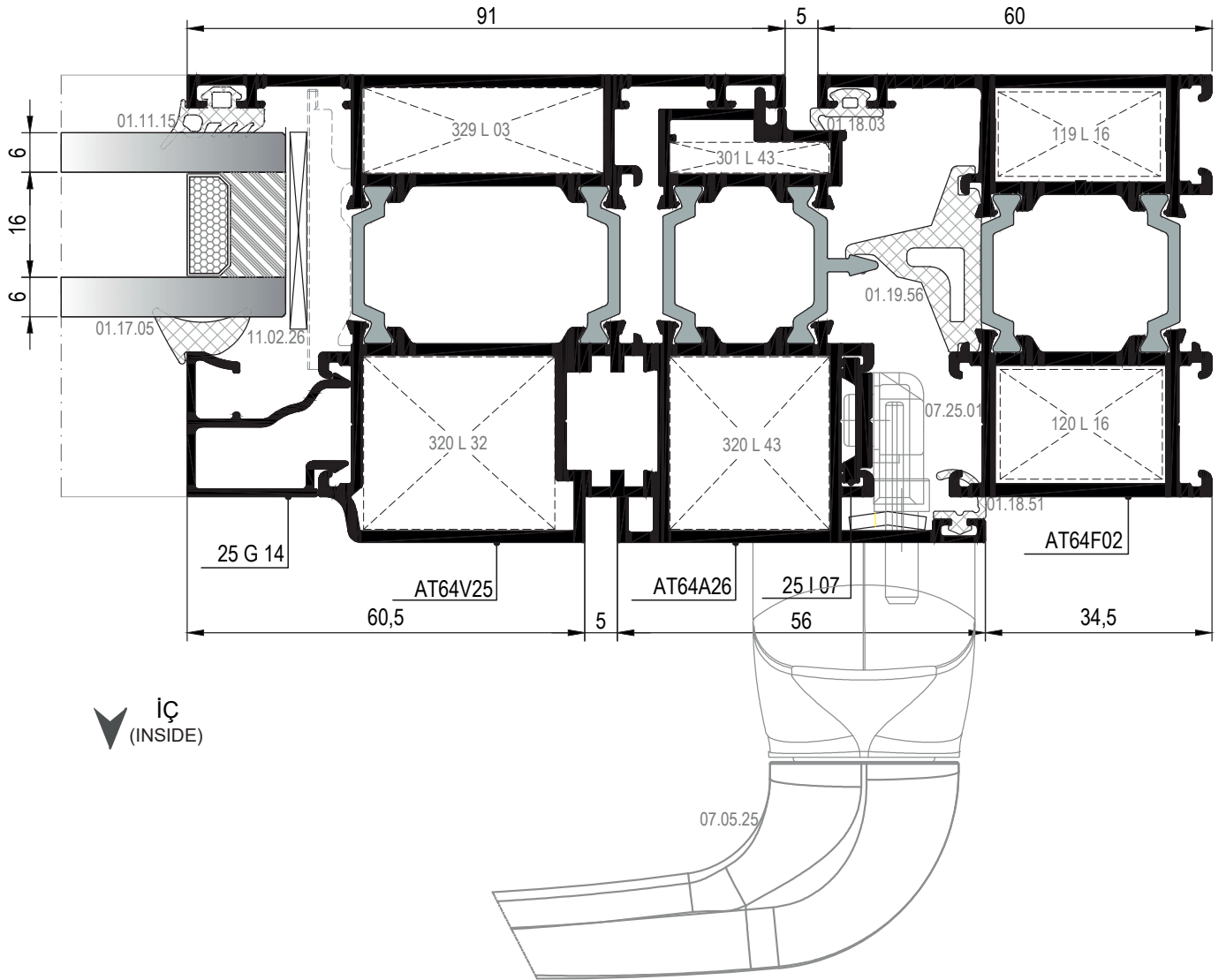
08

09

10

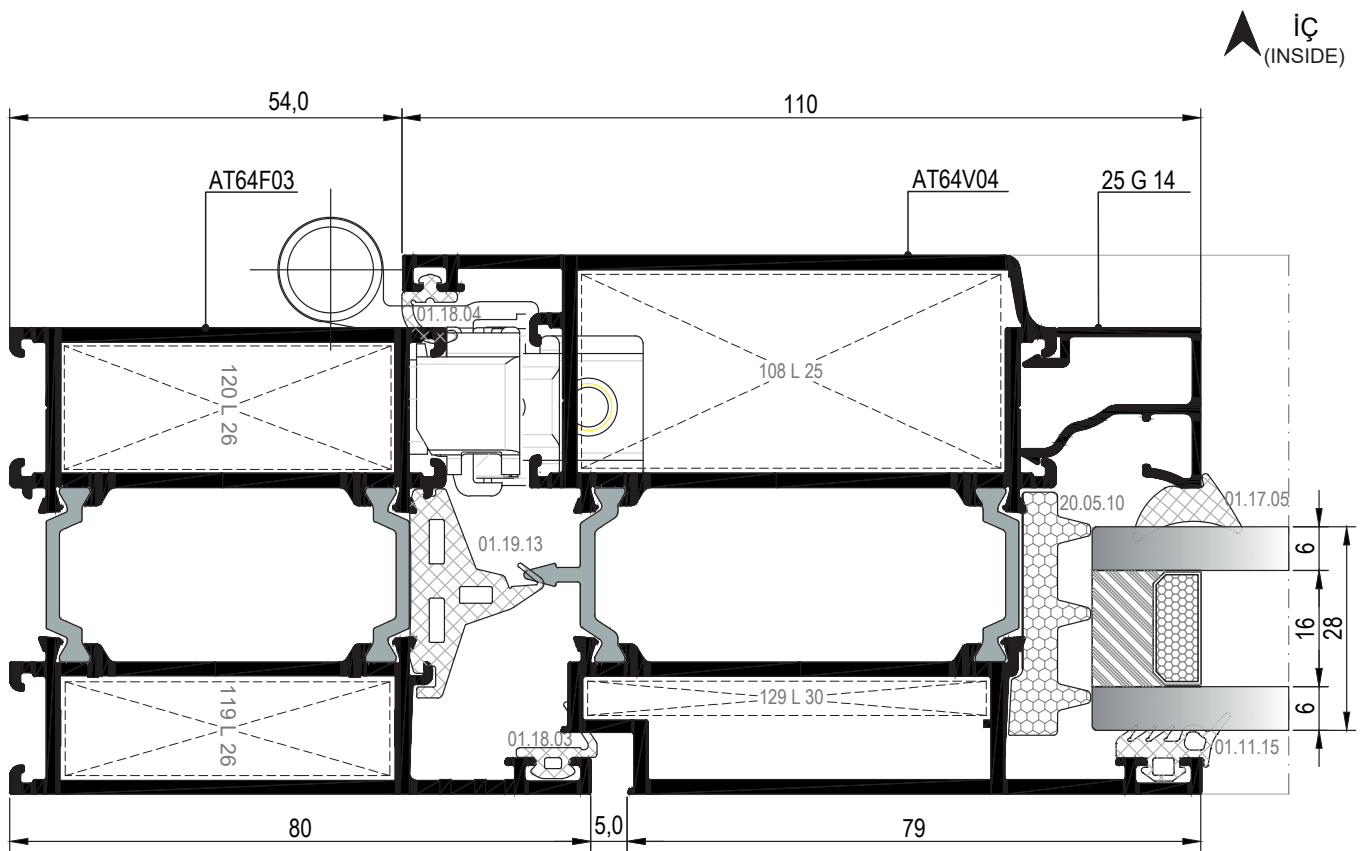
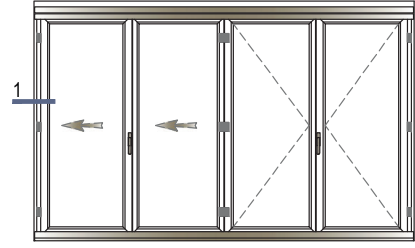
11

12



35 DETAYI
DETAIL

KATLANIR KAPI DETAYI
FOLDING DOOR DETAILS



01

02

03

04

05

06

07

08

09

10

11

12

01

02

03

04

05

06

07

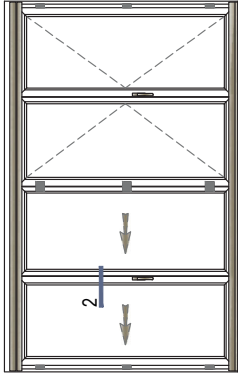
08

09

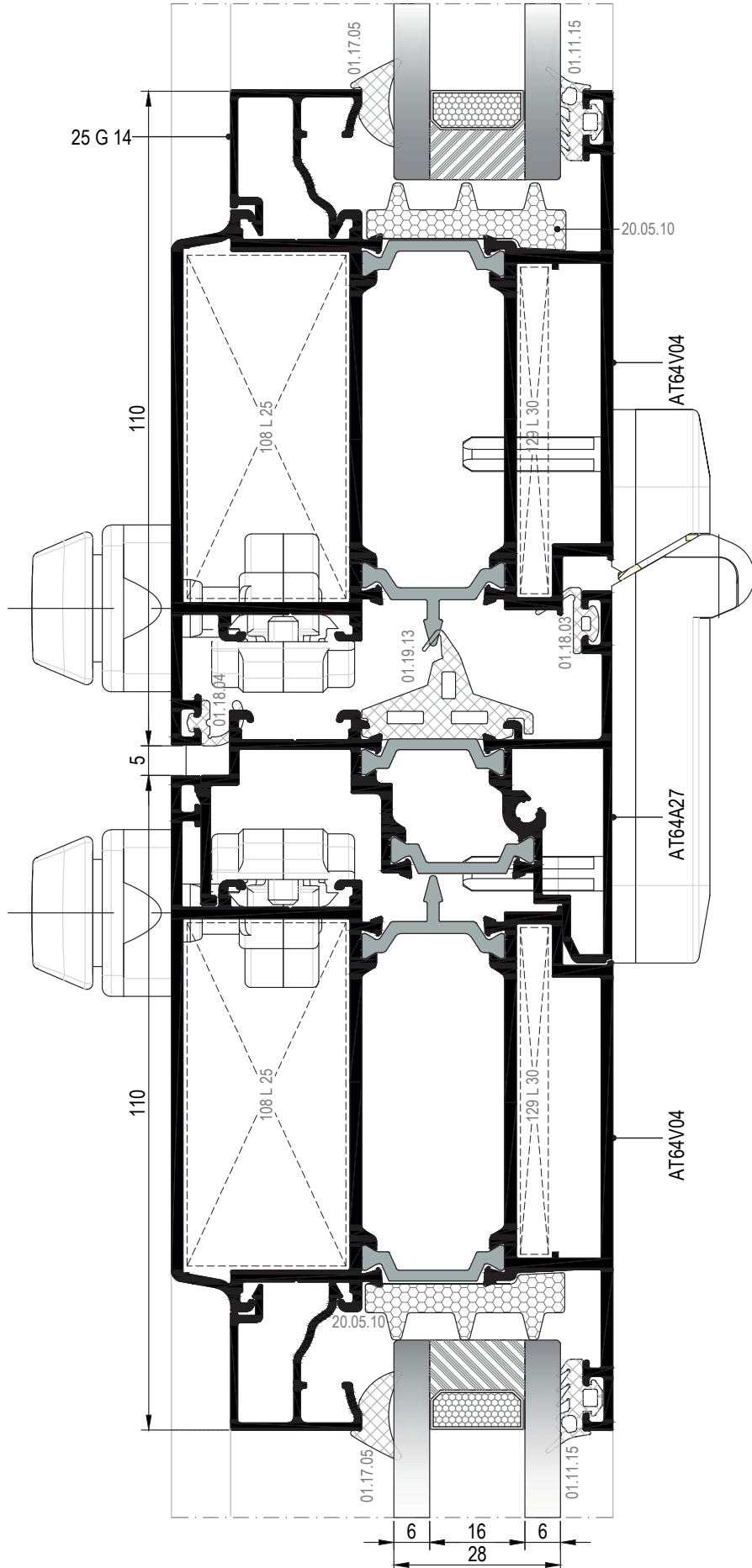
10

11

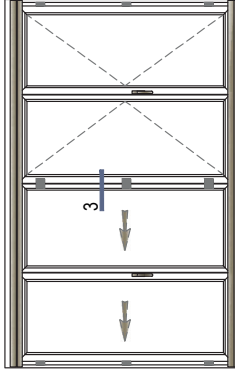
12



KATLANIR KAPI DETAYI
FOLDING DOOR DETAILS



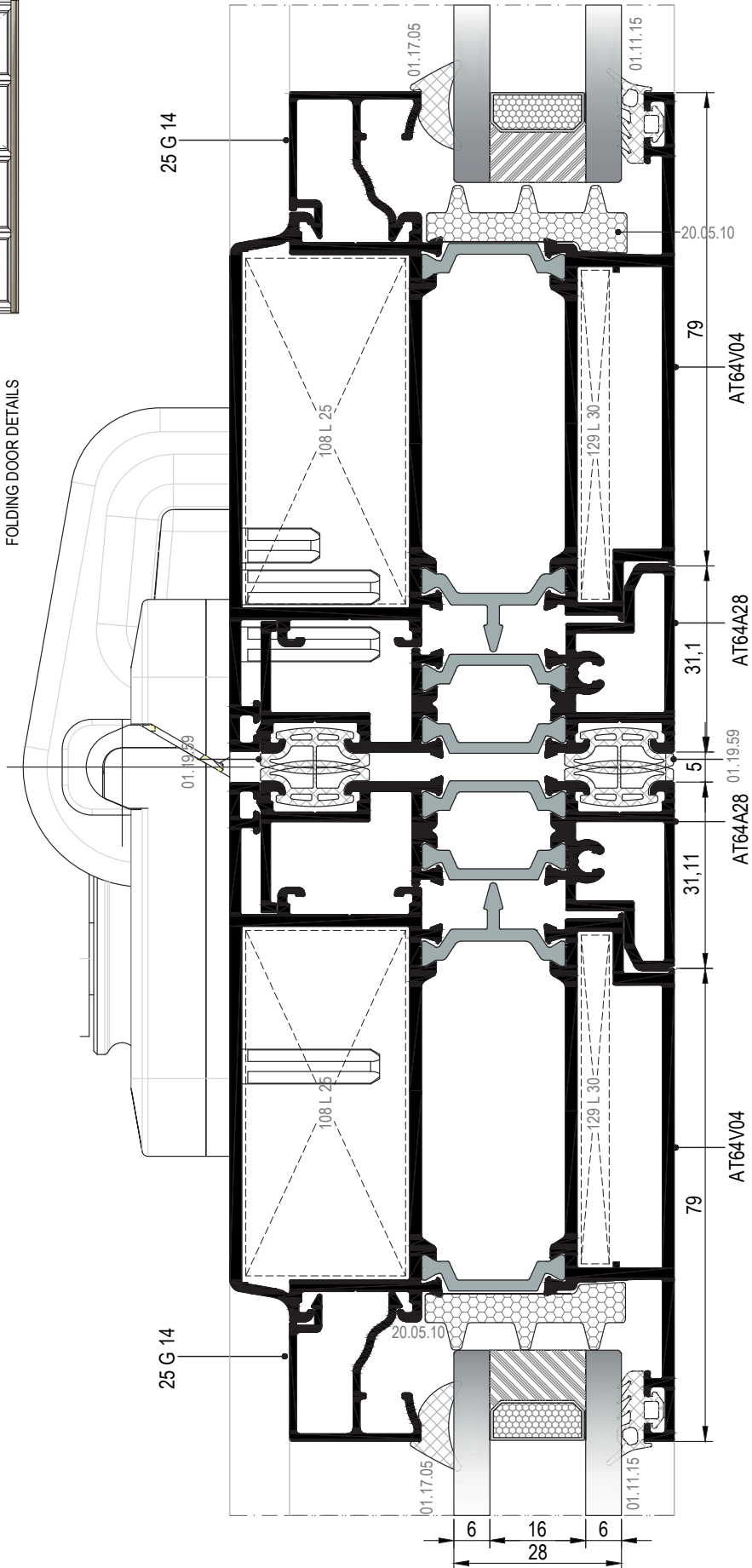
37 DETAYI
DETAIL



KATLANIR KAPI DETAYI
FOLDING DOOR DETAILS



38 DETAYI
DETAIL



01

02

03

04

05

06

07

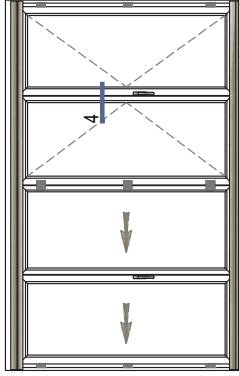
08

09

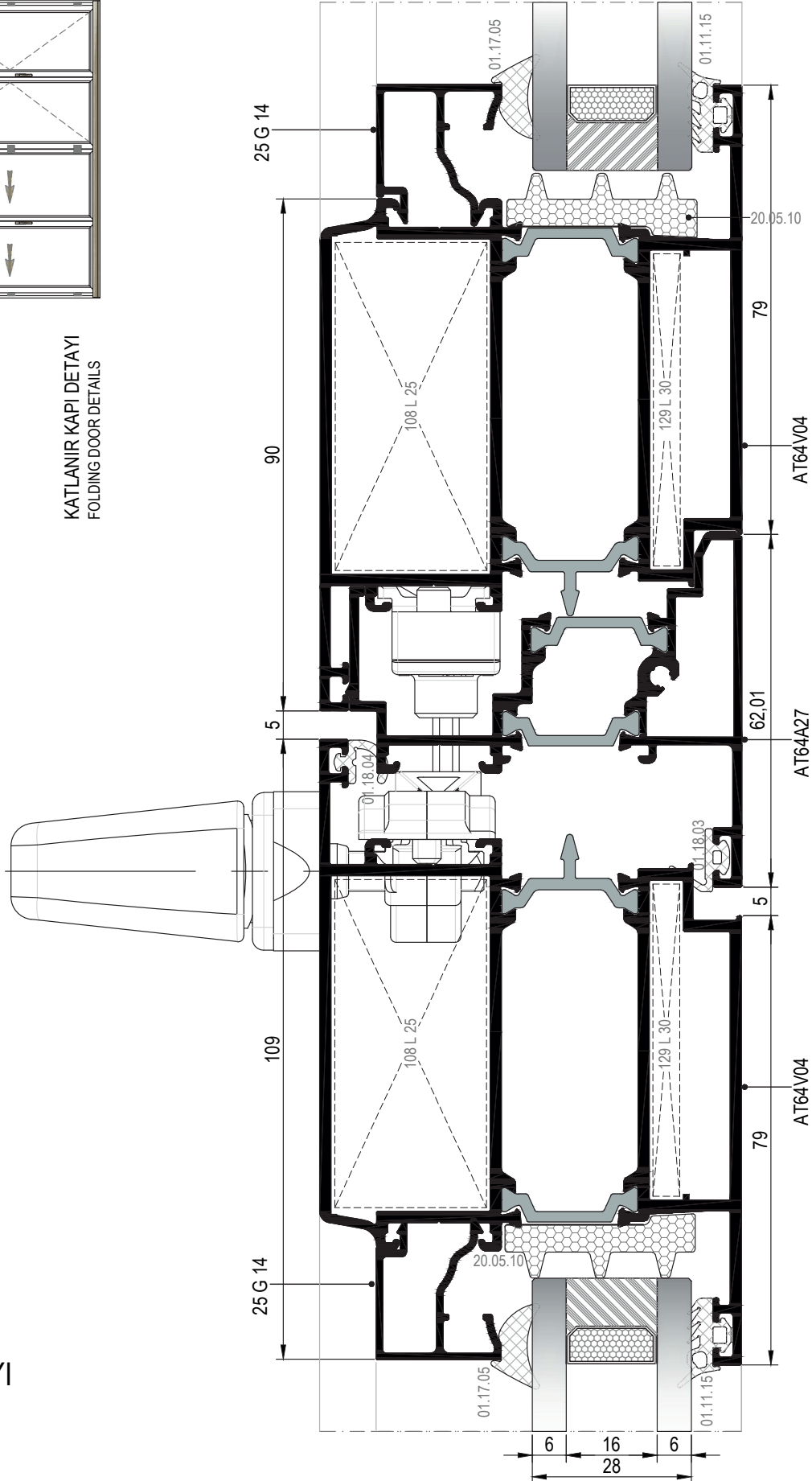
10

11

12



KATLANIR KAPI DETAYI
FOLDING DOOR DETAILS



AT64V04

AT64A27

AT64V04

DIŞ
(OUTSIDE) ➔

01

02

03

04

05

06

07

08

09

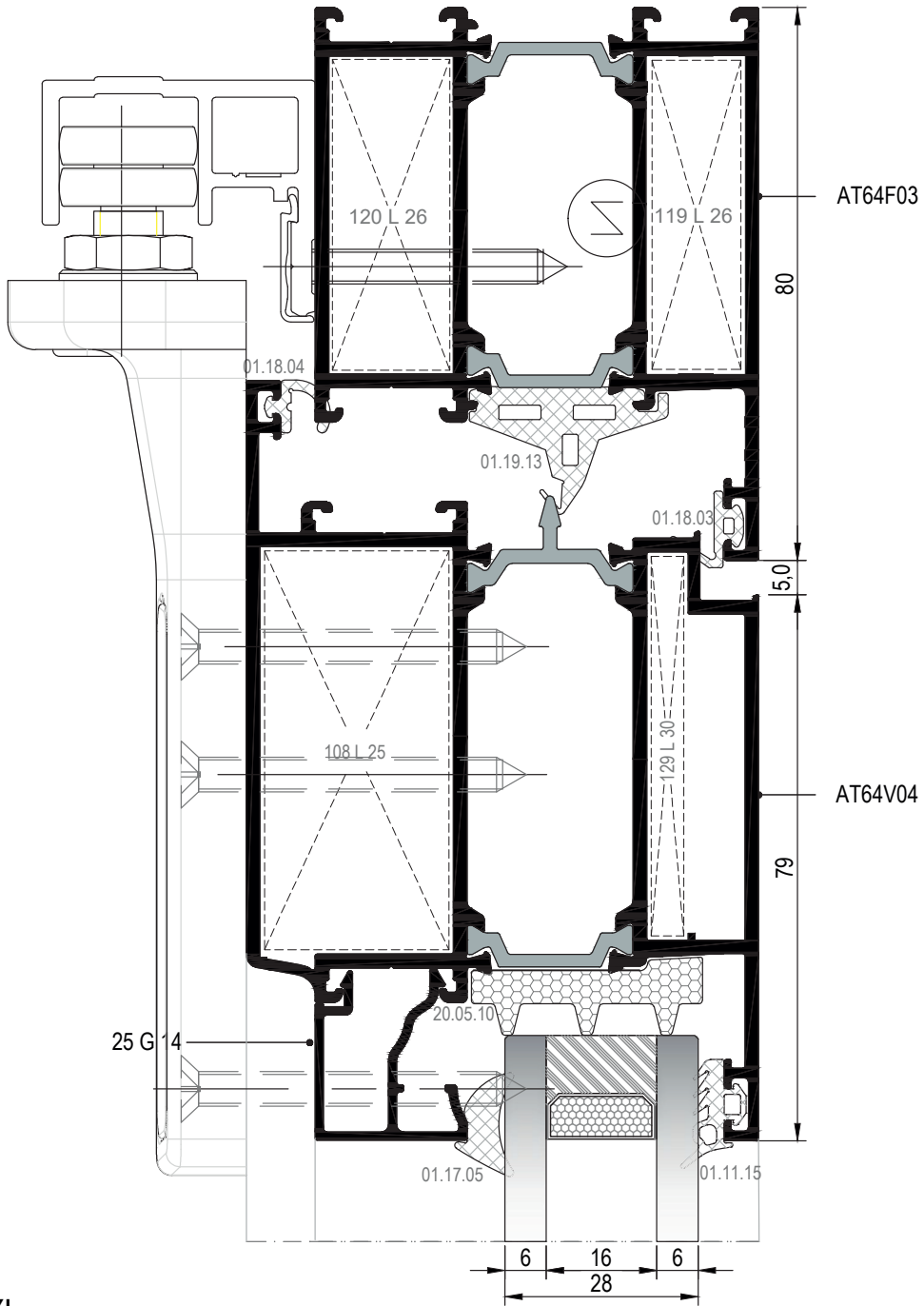
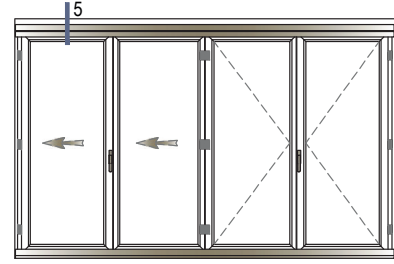
10

11

12

39 DETAYI
DETAIL

KATLANIR KAPI DETAYI
FOLDING DOOR DETAILS



40 DETAYI
DETAIL

DIŞ
(OUTSIDE) ➔

01

02

03

04

05

06

07

08

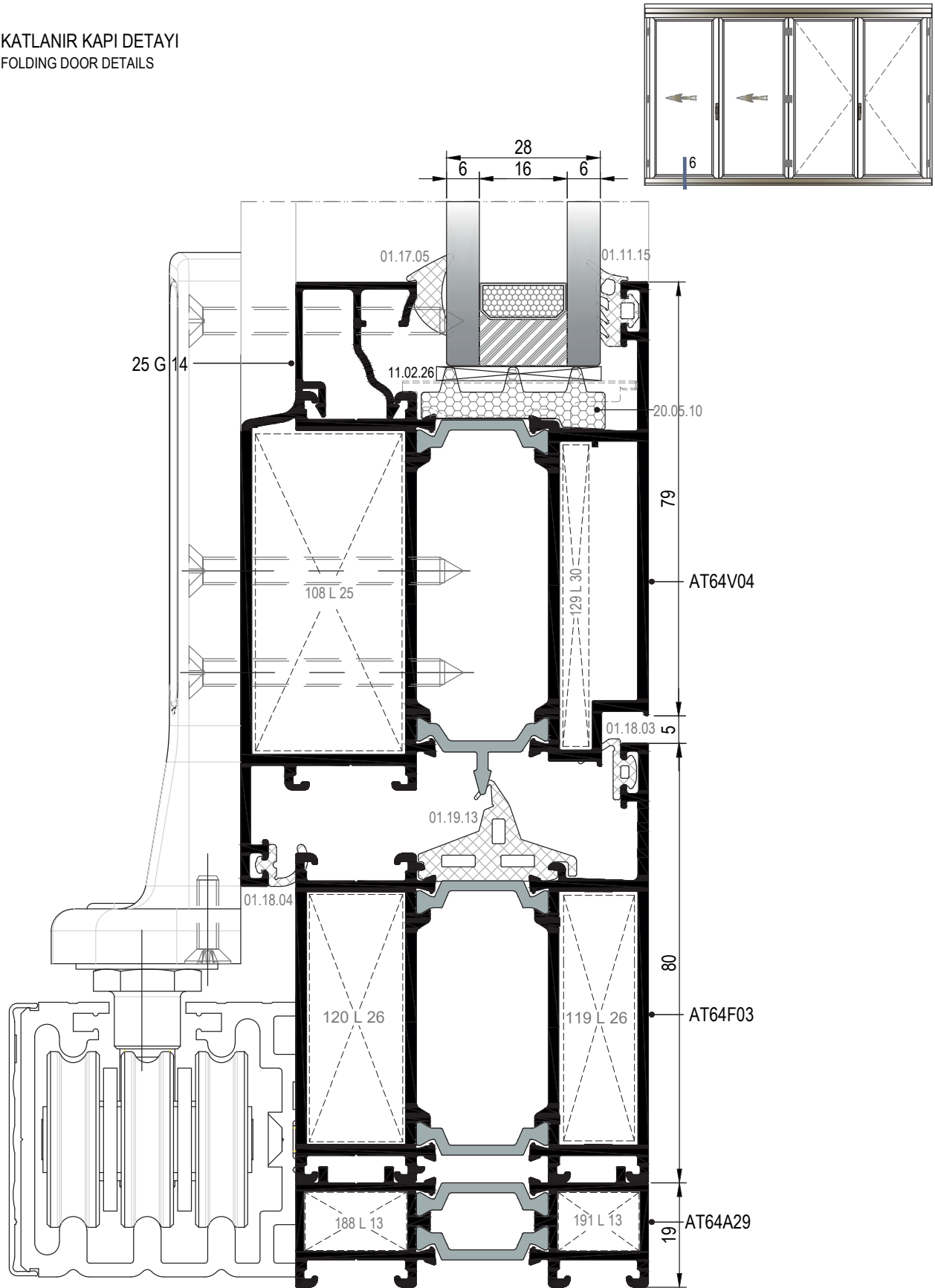
09

10

11

12

KATLANIR KAPI DETAYI
FOLDING DOOR DETAILS



41 DETAYI
DETAIL

DIŞ
(OUTSIDE) ➔

MİMARİ KATALOG ARCHITECTURAL CATALOGUE

Alüminyum Kapı Pencere ve Giydirme Cephe Sistemleri
Aluminium Door Window and Facade Systems

RWT64

AKSESUARLAR

ACCESSORIES

01

02

03

04

05

06

07

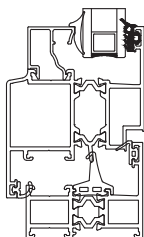
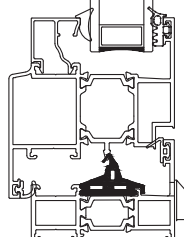

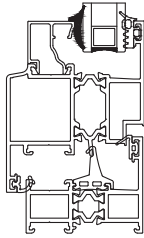




08

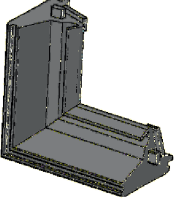
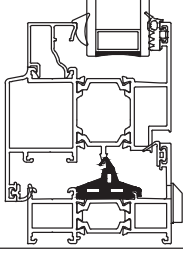

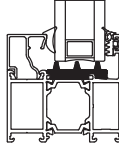

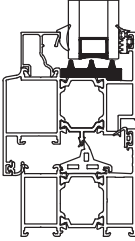
09

10

11

12

01		01.11.15 DIŞ CAM FİTİLİ 4 mm OUTSIDE GLAZING GASKET 4 mm Malzeme / Material : EPDM Ağırlık / Weight : 72 gr/m Paket / Package: 208m / 15 kg			01.19.13 TOZLUK FİTİLİ CENTRAL GASKET Malzeme / Material : EPDM Ağırlık / Weight : 240 gr/m Paket / Package: 62 m / 15 kg	
02		01.17.03 İÇ CAM FİTİLİ 2,8 mm INSIDE GLAZING GASKET 2,8 mm Malzeme / Material : EPDM Ağırlık / Weight : 59 gr/m Paket / Package: 254m / 15 kg			01.19.56 PİVOT İÇİN TOZLUK FİTİLİ CENTRAL GASKET FOR PIVOT Malzeme / Material : EPDM Ağırlık / Weight : 256 gr/m Paket / Package: 60 m / 15 kg	
03		01.17.04 İÇ CAM FİTİLİ 3,6 mm INSIDE GLAZING GASKET 3,6 mm Malzeme / Material : EPDM Ağırlık / Weight : 71 gr/m Paket / Package: 210m / 15 kg			01.19.06 KAPATMA FİTİLİ FILLING GASKET Malzeme / Material : EPDM Ağırlık / Weight : 82 gr/m Paket / Package: 182 m / 15 kg	
04		01.17.05 İÇ CAM FİTİLİ 4,6 mm INSIDE GLAZING GASKET 4,6 mm Malzeme / Material : EPDM Ağırlık / Weight : 89 gr/m Paket / Package: 168m / 15 kg			01.19.09 ADAPTÖR FİTİLİ ADAPTER GASKET Malzeme / Material : EPDM Ağırlık / Weight : 34 gr/m Paket / Package: 441 m / 15 kg	
05		01.18.03 DIŞ BİNİ FİTİLİ OUTSIDE ACOUSTICAL GASKET Malzeme / Material : EPDM Ağırlık / Weight : 41 gr/m Paket / Package: 365m / 15 kg			01.19.10 ADAPTÖR FİTİLİ ADAPTER GASKET Malzeme / Material : EPDM Ağırlık / Weight : 55 gr/m Paket / Package: 272 m / 15 kg	
06		01.18.04 İÇ BİNİ FİTİLİ INSIDE ACOUSTICAL GASKET Malzeme / Material : EPDM Ağırlık / Weight : 42 gr/m Paket / Package: 357m / 15 kg			01.19.59 KATLANIR ADAPTÖR FİTİLİ ADAPTER GASKET FOR FOLDING Malzeme / Material : EPDM Ağırlık / Weight : 84 gr/m Paket / Package: 178m / 15 kg	
07		01.18.51 PİVOT İÇİN İÇ BİNİ FİTİLİ ACOUSTICAL GASKET FOR PIVOT Malzeme / Material : EPDM Ağırlık / Weight : 40 gr/m Paket / Package: 375m / 15 kg			01.20.04 EŞİK FİTİLİ THRESHOLD GASKET Malzeme / Material : EPDM Ağırlık / Weight : 104 gr/m Paket / Package: 144 m / 15 kg	

	<p>03.11.01</p> <p>KÖŞE ENJEKSİYON FİTİLİ CORNER GASKET</p> <p>Malzeme / Material : EPDM</p>				
	<p>20.05.09</p> <p>YALITIM ELEMANI INSULATION PIECE</p> <p>Malzeme / Material : EPDM KÖPÜK</p>				
	<p>20.05.10</p> <p>YALITIM ELEMANI INSULATION PIECE</p> <p>Malzeme / Material : EPDM KÖPÜK</p>				

01

02

03

04

05

06

07


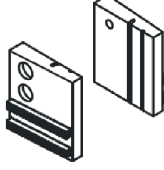
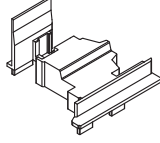
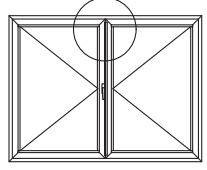
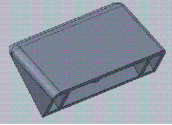
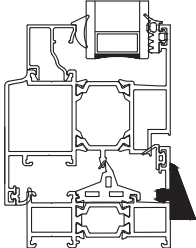
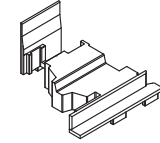
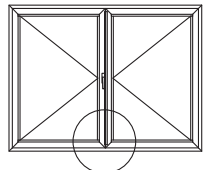
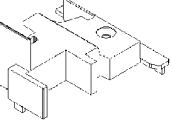
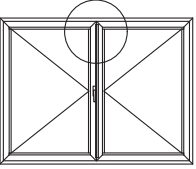
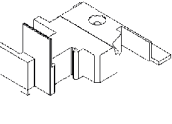
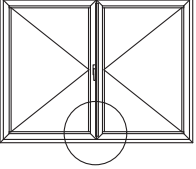
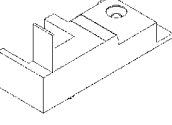
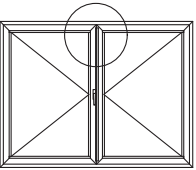
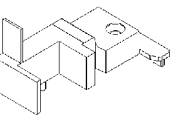
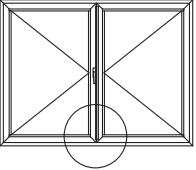
08

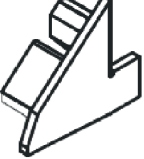
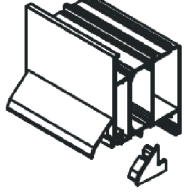

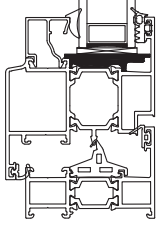
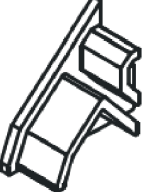
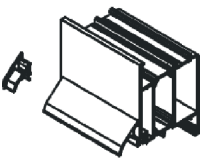

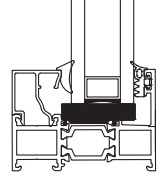
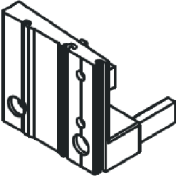
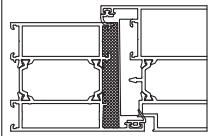
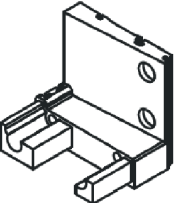
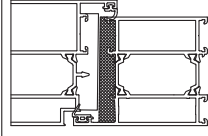
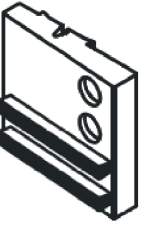
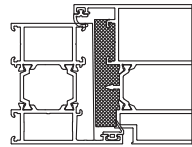

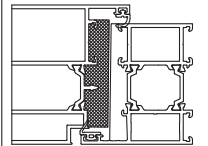
09

10

11

12

01	 <p>17.01.01 KIL FİTİL BRUSH Malzeme / Material : Polipropilen / Polypropylen Paket / Package: 275 m</p>		 <p>04.06.80 ADAPTÖR KAPAĞI (ÜST) ADAPTER CAP (UPPER) Malzeme / Material : PVC Renk / Colour : BLACK AT64A22 İÇİN / FOR AT64A22</p>	
02	 <p>04.02.07 TAHLİYE KAPAĞI DRAINAGE COVER Malzeme / Material : PVC Renk / Colour : Siyah-Beyaz-Gri Black-White-Grey</p>		 <p>04.06.81 ADAPTÖR KAPAĞI (ALT) ADAPTER CAP (BOTTOM) Malzeme / Material : PVC Renk / Colour : BLACK AT64A22 İÇİN / FOR AT64A22</p>	
03	 <p>04.06.73 ADAPTÖR KAPAĞI ADAPTER CAP Malzeme / Material : PVC Renk / Colour : BLACK AT64A27 İÇİN / FOR AT64A27</p>			
04	 <p>04.06.74 ADAPTÖR KAPAĞI ADAPTER CAP Malzeme / Material : PVC Renk / Colour : BLACK AT64A27 İÇİN / FOR AT64A27</p>			
05	 <p>04.06.75 ADAPTÖR KAPAĞI ADAPTER CAP Malzeme / Material : PVC Renk / Colour : BLACK AT64A28 İÇİN / FOR AT64A28</p>			
06	 <p>04.06.76 ADAPTÖR KAPAĞI ADAPTER CAP Malzeme / Material : PVC Renk / Colour : BLACK AT64A28 İÇİN / FOR AT64A28</p>			
07				
08				
09				
10				
11				
12				

	04.10.16A DAMLALIK YAN KAPAĞI DROPPER SIDE CAP Malzeme / Material : PVC Renk / Colour : BLACK T64 A 19 İÇİN / FOR T64 A 19			11.02.26 CAM TAKOZU (KANAT) GLASS SUPPORT (VENT) Malzeme / Material : PVC Renk / Colour : BLACK	
	04.10.16B DAMLALIK YAN KAPAĞI DROPPER SIDE CAP Malzeme / Material : PVC Renk / Colour : BLACK T64 A 19 İÇİN / FOR T64 A 19			11.02.25 CAM TAKOZU (KASA) GLASS SUPPORT (FRAME) Malzeme / Material : PVC Renk / Colour : BLACK	
	04.13.05A EŞİK YAN KAPAĞI (SOL) THRESHOLD SIDE CAP (LEFT) Malzeme / Material : PVC Renk / Colour : BLACK				
	04.13.05B EŞİK YAN KAPAĞI (SAĞ) THRESHOLD SIDE CAP (RIGHT) Malzeme / Material : PVC Renk / Colour : BLACK				
	04.13.06A KANAT YAN KAPAĞI(SOL) VENT SIDE CAP (LEFT) Malzeme / Material : PVC Renk / Colour : BLACK				
	04.13.06B KANAT YAN KAPAĞI(SAĞ) VENT SIDE CAP (RIGHT) Malzeme / Material : PVC Renk / Colour : BLACK				

01

02

03

04

05

06

07

08

09

10

11

12

PENCERE MENTEŞELERİ / WINDOW HINGES




15.01.16

GIESSE PENCERE MENTEŞESİ
GIESSE HINGE FOR WINDOWS

Renk / Colour : Siyah-Beyaz-Gri-Eloksal
Black-White-Grey-Anodised

75 kg için 2 adet, 85 kg için 3 adet kullanılmalıdır. / Should be used 2 for 75 kg, 3 for 85 kg.
EN 1935:2002

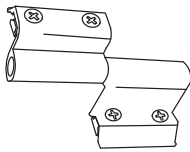


15.01.03

RESCARA PENCERE MENTEŞESİ
RESCARA HINGE FOR WINDOWS

Renk / Colour : Pres-Eloksal
Press-Anodised

75 kg için 2 adet, 85 kg için 3 adet kullanılmalıdır. / Should be used 2 for 75 kg, 3 for 85 kg.
EN 1935:2002

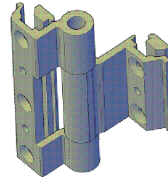


15.01.08

YERLİ PENCERE MENTEŞESİ
LOCAL HINGE FOR WINDOWS

Renk / Colour : Siyah-Beyaz-Gri-Eloksal
Black-White-Grey-Anodised

50 kg için 2 adet kullanılmalıdır. / Should be used 2 for 50 kg.
Max. kanat ölçüsü 900x1300 / Max. vent dimension 900x1300
TS EN 1935



15.01.12

YERLİ PENCERE MENTEŞESİ
LOCAL HINGE FOR WINDOWS

Renk / Colour : Siyah-Beyaz-Gri-Eloksal
Black-White-Grey-Anodised

TS EN 1935



15.01.17

GIESSE GİZLİ PENCERE MENTEŞESİ (SAĞ)
GIESSE HIDDEN HINGE FOR WINDOWS (RIGHT)

Malzeme / Material : Paslanmaz Çelik
Stainless Steel

100 kg için 2 adet kullanılmalıdır. / Should be used 2 for 100 kg.

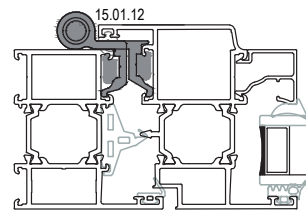
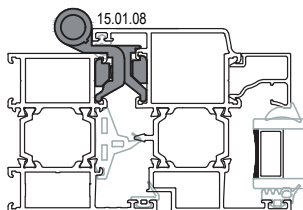
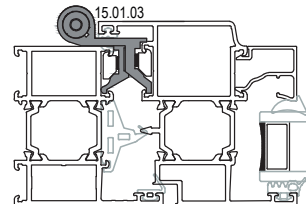
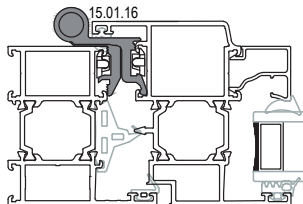


15.01.18

GIESSE GİZLİ PENCERE MENTEŞESİ (SOL)
GIESSE HIDDEN HINGE FOR WINDOWS (LEFT)

Malzeme / Material : Paslanmaz Çelik
Stainless Steel

100 kg için 2 adet kullanılmalıdır. / Should be used 2 for 100 kg.



Ölçek/Scale: 1/3

KAPI MENTEŞELERİ / DOOR HINGES



15.02.14

GIESSE KAPI MENTEŞESİ
GIESSE HINGE FOR DOORS

Renk / Colour : Siyah-Beyaz-Eloksal
Black-White-Anodised

100 kg için 2 adet, 120 kg için 3 adet kullanılmalıdır. / Should be used 2 for 100 kg, 3 for 120 kg.
EN 1935




15.02.09

YERLİ KAPI MENTEŞESİ
LOCAL HINGE FOR DOORS

Renk / Colour : Siyah-Beyaz-Gri-Eloksal
Black-White-Grey-Anodized

85 kg için 3 adet kullanılmalıdır. / Should be used 3 for 85 kg.
Max. kanat ölçüsü 900x2200 / Max. vent dimension 900x2200
TS EN 1935




15.02.20

RESCARA KAPI MENTEŞESİ
RESCARA HINGE FOR DOORS

Renk / Colour : Siyah-Beyaz-Gri-Press-Eloksal
Black-White-Grey-Press-Anodized

120 kg için 2 adet kullanılmalıdır. / Should be used 2 for 120 kg.
TS EN 1935




15.02.21

RESCARA KAPI MENTEŞESİ
RESCARA HINGE FOR DOORS

Renk / Colour : Siyah-Beyaz-Gri-Press-Eloksal
Black-White-Grey-Press-Anodized

160 kg için 2 adet kullanılmalıdır. / Should be used 2 for 160 kg.
TS EN 1935

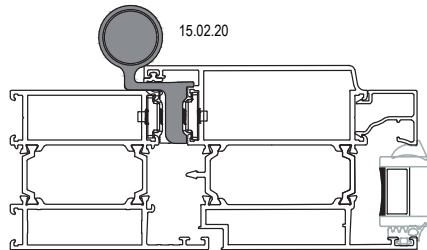
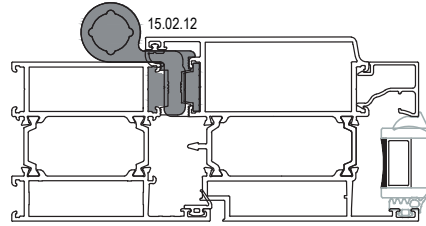
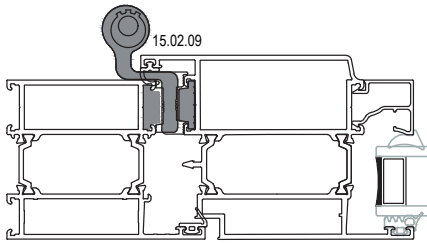


15.02.12

YERLİ KAPI MENTEŞESİ
LOCAL HINGE FOR DOORS

Renk / Colour : Siyah-Beyaz-Gri-Eloksal
Black-White-Grey-Anodized

100 kg için 3 adet kullanılmalıdır. / Should be used 3 for 100 kg.
Max. kanat ölçüsü 900x2300 / Max. vent dimension 900x2300
TS EN 1935



Ölçek/Scale: 1/3

01

02

03

04

05

06

07

08


09

10

11

12

KAPI MENTEŞELERİ / DOOR HINGES




15.02.16

GIESSE KAPI MENTEŞESİ
GIESSE DOMINA HINGE FOR DOORS

Renk / Colour : Siyah-Beyaz-Eloksal-Ham
Black-White-Anodised-Raw

160 kg için 2 adet, 180 kg için 3 adet kullanılmalıdır. / Should be used 2 for 160 kg, 3 for 180 kg.
EN 1935




15.02.17

GIESSE KAPI MENTEŞESİ
GIESSE DOMINA HINGE FOR DOORS

Renk / Colour : Siyah-Beyaz-Eloksal
Black-White-Anodised

160 kg için 2 adet, 180 kg için 3 adet kullanılmalıdır. / Should be used 2 for 160 kg, 3 for 180 kg.
EN 1935



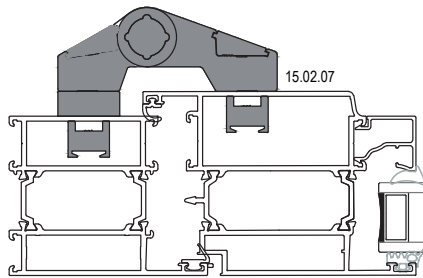
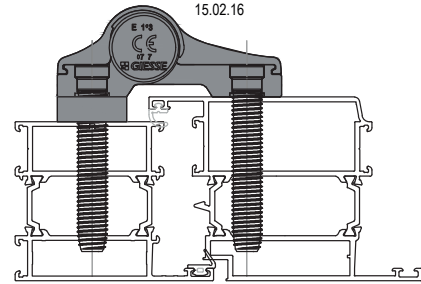
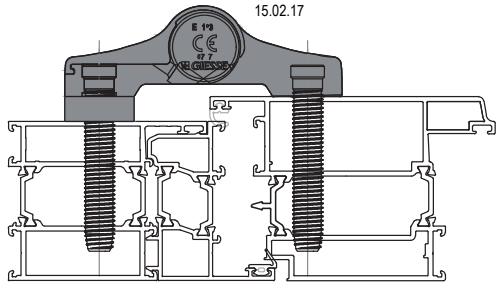
15.02.07

YERLİ KAPI MENTEŞESİ

LOCAL HINGE FOR DOORS

Renk / Colour : Siyah-Beyaz-Gri-Eloksal
Black-White-Grey-Anodized

100 kg için 2 adet kullanılmalıdır. / Should be used 2 for 100 kg.
Max. kanat ölçüsü 900x2200 / Max. vent dimension 900x2200
TS EN 1935



01

02

03

04

05

06

07

08


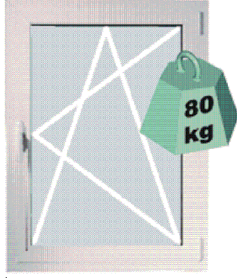
09

10

11

12


ÇİFT EKSEN MEKANİZMALARI / TILT & TURN MECHANISMS



GIESSE FUTURA ÇİFT AÇILIM SETİ 80 kg
GIESSE FUTURA TILT & TURN MECHANISM 80 kg

Renk / Colour : Siyah-Beyaz-Gri
Black-White-Grey

KANAT GENİŞLİĞİ SASH WIDTH	KANAT YÜKSEKLİĞİ SASH HEIGHT	KANAT AĞIRLIĞI SASH WEIGHT	GIESSE ÇİFT AÇILIM SETİ GIESSE TILT & TURN MECHANISM	ÇİFT AÇILIM SETİ TILT & TURN MECHANISM
410- 569 mm	600-1200 mm	80 kg	07.06.62	Çift Açılım Seti Tip 1 / Tilt & Turn Mechanism
410- 569 mm	1201-2500 mm	80 kg	07.06.63	Çift Açılım Seti Tip 1 + Arka Kilitleme / Tilt & Turn Mechanism Style 1+ Additional Tilt&Turn (Back)
570-1000 mm	600-1200 mm	80 kg	07.06.64	Çift Açılım Seti Tip 2 / Tilt & Turn Mechanism Style 2
570-1000 mm	1201-2500 mm	80 kg	07.06.65	Çift Açılım Seti Tip 2 + Arka Kilitleme / Tilt & Turn Mechanism Style 2+ Additional Tilt&Turn (Back)
1001-1700 mm	600-1200 mm	80 kg	07.06.66	Çift Açılım Seti Tip 2 + Alt Kilitleme +İlave Makas / Tilt & Turn Mechanism Style 2 + Additional Tilt&Turn (Down) + Additional Arm
1001-1700 mm	1201-2500 mm	80 kg	07.06.67	Çift Açılım Seti Tip 2 + Alt Kilitleme +Arka Kilitleme+İlave Makas / Tilt & Turn Mechanism Style 2+ Additional Tilt&Turn (Down)+ Additional Tilt&Turn (Back)+ Additional Arm

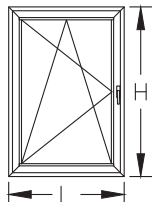
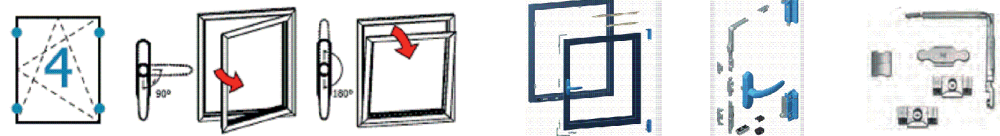


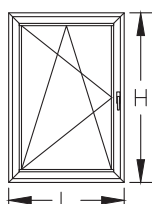

GIESSE GİZLİ MENTEŞE ÇİFT AÇILIM SETİ 100 kg
GIESSE HIDDEN HINGE TILT & TURN MECHANISM 100 kg

Renk / Colour : Siyah-Beyaz-Gri
Black-White-Grey


KANAT GENİŞLİĞİ SASH WIDTH	KANAT YÜKSEKLİĞİ SASH HEIGHT	KANAT AĞIRLIĞI SASH WEIGHT	GIESSE ÇİFT AÇILIM SETİ GIESSE TILT & TURN MECHANISM	GIESSE GİZLİ MENTEŞE ÇİFT AÇILIM SETİ GIESSE HIDDEN HINGE TILT & TURN MECHANISM
600-1000 mm	600-1200 mm	100 kg	07.06.81	Gizli Menteşe Çift Açılım Seti Sağ /Hidden Hinge Tilt & Turn Mechanism Right
600-1000 mm	600-1200 mm	100 kg	07.06.82	Gizli Menteşe Çift Açılım Seti Sol /Hidden Hinge Tilt & Turn Mechanism Left
600-1000 mm	1201-2500 mm	100 kg	07.06.83	Gizli Menteşe Çift Açılım Seti Sağ+İlave Kilit /Hidden Hinge Tilt & Turn Mechanism Right+ Additional Locking
600-1000 mm	1201-2500 mm	100 kg	07.06.84	Gizli Menteşe Çift Açılım Seti Sol+İlave Kilit /Hidden Hinge Tilt & Turn Mechanism Left+ Additional Locking
1001-1700 mm	600-1200 mm	100 kg	07.06.85	Gizli Menteşe Çift Açılım Seti Sağ+İlave Kilit /Hidden Hinge Tilt & Turn Mechanism Right+ Additional Locking
1001-1700 mm	600-1200 mm	100 kg	07.06.86	Gizli Menteşe Çift Açılım Seti Sol+İlave Kilit /Hidden Hinge Tilt & Turn Mechanism Left+ Additional Locking
1001-1700 mm	1201-2500 mm	100 kg	07.06.87	Gizli Menteşe Çift Açılım Seti Sağ+İlave Kilit (2 Adet) /Hidden Hinge Tilt & Turn Mechanism Right+ Additional Locking (2 Unit)
1001-1700 mm	1201-2500 mm	100 kg	07.06.88	Gizli Menteşe Çift Açılım Seti Sol+İlave Kilit (2 Adet) /Hidden Hinge Tilt & Turn Mechanism Left+ Additional Locking (2 Unit)

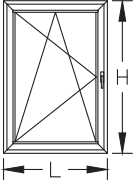

ÇİFT EKSEN MEKANİZMALARI / TILT & TURN MECHANISMS

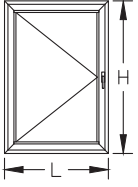

	<p>RESCARA ÇİFT AÇILIM SETİ 130 kg RESCARA TILT & TURN MECHANISM 130 kg Renk / Colour : Siyah-Beyaz-Gri Black-White-Grey</p>					
						
KANAT GENİŞLİĞİ SASH WIDTH L (mt)	KANAT YÜKSEKLİĞİ SASH HEIGHT H (mt)	KANAT AĞIRLIĞI SASH WEIGHT KG	MEKANİZMA MECHANISM	MAKAS ARM	İLAVE KİLİTLEME ADDITIONAL LOCKING	İLAVE MAKAS ADDITIONAL ARM
563-1000 mm	600-1200 mm	130 kg	07.06.79	07.06.80	—	—
563-1000 mm	1200-2500 mm	130 kg	07.06.79	07.06.80	07.06.76	—
1000-1700 mm	600-1200 mm	130 kg	07.06.79	07.06.80	07.06.76	07.06.77
1000-1700 mm	1200-2500 mm	130 kg	07.06.79	07.06.80	07.06.76 (2 ADET)	07.06.77

	<p>RESCARA AKILLI ÇİFT AÇILIM SETİ 130 kg RESCARA TBT TILT & TURN MECHANISM 130 kg Renk / Colour : Siyah-Beyaz-Gri Black-White-Grey KOL ANAHTARLIDIR / HANDLE WITH KEYLOCK</p>					
						
KANAT GENİŞLİĞİ SASH WIDTH L (mt)	KANAT YÜKSEKLİĞİ SASH HEIGHT H (mt)	KANAT AĞIRLIĞI SASH WEIGHT KG	MEKANİZMA MECHANISM	MAKAS ARM	İLAVE KİLİTLEME ADDITIONAL LOCKING	İLAVE MAKAS ADDITIONAL ARM
563-1000 mm	600-1200 mm	130 kg	07.06.74 (TBT)	07.06.75 (TBT)	—	—
563-1000 mm	1200-2500 mm	130 kg	07.06.74 (TBT)	07.06.75 (TBT)	07.06.76	—
1000-1700 mm	600-1200 mm	130 kg	07.06.74 (TBT)	07.06.75 (TBT)	—	07.06.77
1000-1700 mm	1200-2500 mm	130 kg	07.06.74 (TBT)	07.06.75 (TBT)	07.06.76	07.06.77

PVC KANAL İÇİN AÇILIM SETLERİ / OPENING SETS FOR PVC CHANNEL

	<p>07.05.41 RESCARA AKUSTİK PENCERE KOLU RESCARA ACOUSTIC HANDLE Renk / Colour : Siyah-Beyaz-Gri Black-White-Grey</p>		<p>07.05.42 RESCARA AKUSTİK PENCERE KOLU RESCARA ACOUSTIC HANDLE Renk / Colour : Siyah-Beyaz-Gri Black-White-Grey</p>
---	--	---	--

PVC KANALLI ÇİFT AÇILIM SETİ 80 kg TILT & TURN MECHANISM FOR PVC CHANNEL 80 kg Renk / Colour : Siyah-Beyaz-Gri Black-White-Silver				
				
KANAT GENİŞLİĞİ SASH WIDTH L (mt)	KANAT YÜKSEKLİĞİ SASH HEIGHT H (mt)	KANAT AĞIRLIĞI SASH WEIGHT (KG)	SAĞ RIGHT	SOL LEFT
501-750 mm	951-1450 mm	80 kg	07.30.01	07.30.02
501-750 mm	1451-1950 mm	80 kg	07.30.05	07.30.06
501-750 mm	1951-2450 mm	80 kg	07.30.07	07.30.08
751-1000 mm	951-1450 mm	80 kg	07.30.09	07.30.10
751-1000 mm	1451-1950 mm	80 kg	07.30.13	07.30.14
751-1000 mm	1951-2450 mm	80 kg	07.30.15	07.30.16
1001-1200 mm	951-1450 mm	80 kg	07.30.17	07.30.18
1001-1200 mm	1451-1950 mm	80 kg	07.30.21	07.30.22
1001-1200 mm	1951-2450 mm	80 kg	07.30.23	07.30.24
1201-1450 mm	951-1450 mm	80 kg	07.30.25	07.30.26
1201-1450 mm	1451-1950 mm	80 kg	07.30.29	07.30.30
1201-1450 mm	1951-2450 mm	80 kg	07.30.31	07.30.32
1451-1600 mm	951-1450 mm	80 kg	07.30.33	07.30.34
1451-1600 mm	1451-1950 mm	80 kg	07.30.37	07.30.38
1451-1600 mm	1951-2450 mm	80 kg	07.30.39	07.30.40

PVC KANALLI TEK AÇILIM SETİ 80 kg SIDE HUNG OPENING SET FOR PVC CHANNEL 80 kg Renk / Colour : Siyah-Beyaz-Gri Black-White-Silver			
			
KANAT YÜKSEKLİĞİ SASH HEIGHT H (mt)	KANAT AĞIRLIĞI SASH WEIGHT (KG)	SAĞ RIGHT	SOL LEFT
501-600 mm	80 kg	07.27.01	07.27.02
601-800 mm	80 kg	07.27.03	07.27.04
801-900 mm	80 kg	07.27.05	07.27.06
901-1000 mm	80 kg	07.27.07	07.27.08
1001-1100 mm	80 kg	07.27.09	07.27.10
1101-1200 mm	80 kg	07.27.11	07.27.12
1201-1300 mm	80 kg	07.27.13	07.27.14
1301-1400 mm	80 kg	07.27.15	07.27.16
1401-1600 mm	80 kg	07.27.17	07.27.18
1601-1800 mm	80 kg	07.27.19	07.27.20
1801-2000 mm	80 kg	07.27.21	07.27.22
2000-2200 mm	80 kg	07.27.23	07.27.24

*KOL SETE DAHİL DEĞİLDİR.KOL SEÇENEKLERİ; 07.05.41 - 07.05.42
HANDLE IS NOT INCLUDED IN THE SET.HANDLE OPTIONS; 07.05.41 - 07.05.42

*PVC KANALLI TEK AÇILIM SETİ İÇİN KANAT GENİŞLİĞİ L<1000MM OLMALIDIR.
DAHA BÜYÜK ÖLÇÜLER İÇİN TEKNİK OFİS İLE İRTİBATA GEÇİLEBİLİR.
PERIMETRIC GROOVE (16MM) SIDE HUNG OPENING KIT FOR L<1000MM. FOR L>1000MM PLEASE CONTACT TECHNICAL OFFICE.

PENCERE KOLLARI / WINDOW HANDLES

01	<p>07.05.25 GIESSE İSPANYOLET KOL (ÇİFT DİLLİ) GIESSE HANDLE FOR WINDOWS (DOUBLE RAIL) Renk / Colour : Siyah-Beyaz-Gri Black-White-Grey</p>	<p>07.05.33 GIESSE ANAHTARLI İSPANYOLET KOL (ÇİFT DİLLİ) GIESSE KEY HANDLE FOR WINDOWS (DOUBLE RAIL) Renk / Colour : Siyah-Beyaz-Gri Black-White-Grey</p>
02	UNI CEI EN ISO / IEC 17050	
03	<p>07.25.01 GIESSE TIJ BAĞLANTI PARÇASI GIESSE CONNECTION ROD Renk / Colour : Siyah / Black Malzeme / Material : Polyamid / Polyamide</p>	<p>07.05.34 GIESSE SÖKÜLEBİLİR KOL GÖVDESİ (ÇİFT DİLLİ) GIESSE REMOVABLE HANDLE BODY (DOUBLE RAIL) Renk / Colour : Siyah-Beyaz-Gri Black-White-Grey</p>
04	07.05.25 , 07.05.33 ve 07.05.34 Kol için / For Handle 07.05.25 , 07.05.33 and 07.05.34	
05	<p>07.05.29 RESCARA GLOBAL ANAHTARLI PENCERE KOLU (TEK DİLLİ) RESCARA GLOBAL KEY HANDLE FOR WINDOWS (SINGLE RAIL) Renk / Colour : Siyah-Beyaz-Gri Black-White-Grey</p>	<p>07.05.35 GIESSE SÖKÜLEBİLİR KOL GIESSE REMOVABLE HANDLE Renk / Colour : Siyah Black</p>
06	EN 1670	
07	<p>07.13.07 RESCARA KOL BAĞLANTI PARÇASI RESCARA CONNECTION PART FOR HANDLE Malzeme / Material : Zamak / Zamak</p>	<p>07.05.30 RESCARA GLOBAL SÖKÜLEBİLİR KOL GÖVDESİ (ÇİFT DİLLİ) RESCARA GLOBAL REMOVABLE HANDLE BODY (DOUBLE RAIL) Renk / Colour : Siyah-Beyaz-Gri Black-White-Grey</p>
08	07.05.28, 07.05.29 Kol için / For Handle 07.05.28, 07.05.29	EN 1670
09	<p>07.05.28 RESCARA GLOBAL PENCERE KOLU (TEK DİLLİ) RESCARA GLOBAL HANDLE FOR WINDOWS (SINGLE RAIL) Renk / Colour : Siyah-Beyaz-Gri Black-White-Grey</p>	<p>07.05.31 RESCARA SÖKÜLEBİLİR KOL RESCARA REMOVABLE HANDLE Renk / Colour : Siyah / Black</p>
10	EN 1670	EN 1670
11	<p>07.05.32 RESCARA GLOBAL PENCERE KOLU (ÇİFT DİLLİ) RESCARA GLOBAL HANDLE FOR WINDOWS (DOUBLE RAIL) Renk / Colour : Siyah-Beyaz-Gri Black-White-Grey</p>	<p>07.13.08 RESCARA KOL BAĞLANTI PARÇASI RESCARA CONNECTION PART FOR HANDLE Renk / Colour : Siyah / Black Malzeme / Material : PVC</p>
12	EN 1670, 13126-8	07.05.30, 07.05.32 Kol için / For Handle 07.05.30, 07.05.32

İSPANYOLET KİLİTLEME PARÇALARI / LOCKING KITS

 <p>07.13.03 PİM LOCK PIN Malzeme / Material : Zamak / Zamak</p>	 <p>07.13.06 GIESSE PİM GIESSE ADJUSTABLE LOCKING PAWL Malzeme / Material : Zamak / Zamak</p>
 <p>07.09.07 GIESSE AYARLI PİM KARŞILIĞI GIESSE ADJUSTABLE SINGLE STRIKER Malzeme / Material : Zamak / Zamak</p>	 <p>07.09.08 GIESSE ARKA KİLİTLEME GIESSE BURGLAR BOLT Malzeme / Material : Zamak / Zamak</p>
 <p>18.07.02 GIESSE PASİF KANAT SÜRGÜ SETİ GIESSE BOLT FOR PASSIVE LEAF Malzeme / Material : Zamak ve polyamid Zamak and polyamide</p>	 <p>07.09.11 RESCARA SABİT KARŞILIK RESCARA FIXED STRIKER Malzeme / Material : Zamak / Zamak</p>
 <p>07.09.12 RESCARA AYARLI KARŞILIK RESCARA ADJUSTABLE STRIKER Malzeme / Material : Zamak / Zamak</p>	 <p>07.09.13 RESCARA ARKA KİLİTLEME RESCARA BURGLAR BOLT Malzeme / Material : Zamak / Zamak</p>
 <p>07.21.02 GIESSE KÖŞE DÖNME GIESSE CORNER DRIVE Malzeme / Material : Zamak / Zamak</p>	 <p>07.21.03 RESCARA KÖŞE DÖNME RESCARA CORNER DRIVE Malzeme / Material : Zamak / Zamak</p>
 <p>07.06.78 RESCARA MİCROVENTİLASYON RESCARA MICROVENTILATION Malzeme / Material : Zamak / Zamak</p>	

01

02

03

04

05

06

07

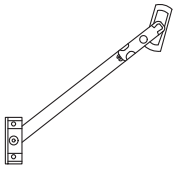





08

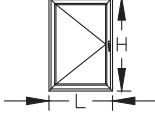







09

10

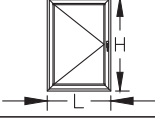







11

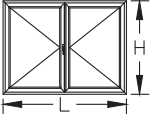




12

01		07.07.02 VASİSTAS MAKAS ARM FOR BOTTOM-HUNG WINDOWS Renk / Colour : Siyah-Beyaz-Gri Black-White-Grey		07.08.01 RESCARA VASİSTAS MANDAL RESCARA DEVICE FOR CLOSING BOTTOM-HUNG WINDOWS Renk / Colour : Siyah-Beyaz-Gri Black-White-Grey
02				
03		07.07.08 SINIRLAYICI MAKAS LIMITER Malzeme / Material : Gümüş- Paslanmaz Çelik Silver - Stainless Steel		07.07.09 GIESSE VASİSTAS MAKAS GIESSE ARM FOR BOTTOM-HUNG WINDOWS Renk / Colour : Siyah-Beyaz-Gri Black-White-Grey
04				
05		07.07.11 GIESSE VASİSTAS PENCERE SETİ GIESSE BOTTOM HUNG WINDOW SET Kol ve menteşe sete dahil değildir. Handle and hinge is not included in the set		11.02.34 RESCARA KANAT DESTEK TAKOZU RESCARA VENT SUPPORT PIECE Malzeme / Material : PVC Renk / Colour : Siyah/Black
06				
07				

ÇİFT DİLLİ KOL VE KİLİTLEME SETİ SEÇİM TABLOSU DOUBLE RAILED HANDLE AND LOCKING KIT TABLE					
			TEMEL SET MAIN SET	İLAVE ÜRÜNLER ADDITIONAL PRODUCTS	
			H<1200mm L<1000mm	1200mm < H < 2700 mm	1000mm < L < 1400 mm
08					
09	KOD CODE	AÇIKLAMA DESCRIPTION	ÜRÜN RESMİ PRODUCT IMAGE		
10	07.05.25	GIESSE ÇİFT DİLLİ KOL GIESSE DOUBLE RAIL HANDLE		1	
11	07.25.01	GIESSE KOL BAĞLANTISI GIESSE ROD CONNECTION PIECES		1	
12	07.13.06	GIESSE AYARLI PİM GIESSE ADJUSTABLE LOCKING PAWL		2	2
	07.09.11	RESCARA SABİT KARŞILIK RESCARA FIXED STRIKER		2	2
	07.09.07	GIESSE AYARLI PİM KARŞILIĞI GIESSE ADJUSTABLE SINGLE STRIKER			2
	07.21.02	GIESSE KÖŞE DÖNME GIESSE/RESCARA CORNER DRIVE			2
	11.02.34	RESCARA KANAT DESTEK TAKOZU RESCARA VENT SUPPORT PIECE		1	

***Giesse kol ve kilitleme aksesuarları 25 I 07 tij profili ile kullanılmalıdır.
Giesse handle and locking accessories should be used with 25 I 07 rod profile

TEK DİLLİ KOL VE KİLİTLEME SETİ SEÇİM TABLOSU SINGLE RAILED HANDLE AND LOCKING KIT TABLE					
			TEMEL SET MAIN SET	İLAVE ÜRÜNLER ADDITIONAL PRODUCTS	
KOD CODE	AÇIKLAMA DESCRIPTION	ÜRÜN RESMİ PRODUCT IMAGE	H<1200mm L<1000mm	1200mm < H < 2700 mm	1000mm < L < 1400 mm
07.05.28 07.05.29	RESCARA TEK DİLLİ KOL RESCARA SINGLE RAIL HANDLE		1		
07.13.07	RESCARA KOL BAĞLANTI PARÇASI RESCARA CONNECTION PART FOR HANDLE		1		
07.13.06	GIESSE AYARLI PİM GIESSE ADJUSTABLE LOCKING PAWL		2	2	2
07.09.11	RESCARA SABİT KARŞILIK RESCARA FIXED STRIKER		2	2	2
07.09.12	RESCARA AYARLI KARŞILIK RESCARA ADJUSTABLE STRIKER				2
07.21.03	RESCARA KÖŞE DÖNME RESCARA CORNER DRIVE				2
11.02.34	RESCARA KANAT DESTEK TAKOZU RESCARA VENT SUPPORT PIECE		1		

ÇİFT/TEK AÇILIM PASİF KANAT AKSESUAR SEÇİM TABLOSU SECONDARY SASH LOCKING KIT TABLE					
			TEMEL SET MAIN SET	İLAVE ÜRÜNLER ADDITIONAL PRODUCTS	
KOD CODE	AÇIKLAMA DESCRIPTION	ÜRÜN RESMİ PRODUCT IMAGE	H<1200mm L<1000mm	1200mm < H < 2700 mm	1000mm < L < 1400 mm
18.07.02	GIESSE SÜRGÜ SETİ GIESSE BOLT FOR SECONDARY SASH		1		
07.21.02	GIESSE KÖŞE DÖNME PARÇASI GIESSE CORNER DRIVE				2
07.09.07	GIESSE AYARLI PİM KARŞILIĞI GIESSE ADJUSTABLE SINGLE STRIKER				2
07.09.08	GIESSE ARKA KİLİTLEME GIESSE BURGLAR BOLT			1	

***Giesse kol ve kilitleme aksesuarları 25 I 07 tij profili ile kullanılmalıdır.
Giesse handle and locking accessories should be used with 25 I 07 rod profile

01



07.14.06

GIESSE KAPI KOLU
GIESSE DOOR HANDLE

Renk / Colour : Siyah-Beyaz-Gri
Black-White-Grey

02



07.14.07

RESCARA GLOBAL KAPI KOLU
RESCARA GLOBAL DOOR HANDLE

Renk / Colour : Siyah-Beyaz-Gri
Black-White-Grey

03

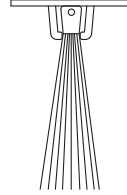


07.14.08

RESCARA MULETA KAPI KOLU
RESCARA GLOBAL DOOR HANDLE

Renk / Colour : Siyah-Beyaz-Gri
Black-White-Grey

04



17.02.01

KAPI ALTI FIRÇASI
BRUSH FOR DOORS

Malzeme / Material : Polipropilen / Polypropylene

05

06

07

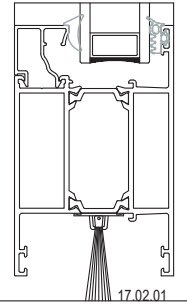
08

09



10


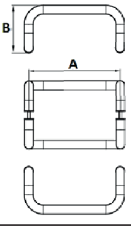
11


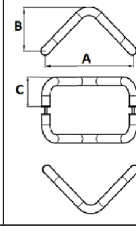
12




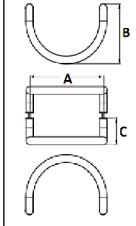
Ölçek/Scale: 1/3



	<p>07.17.19 AKBANK KAPI KOLU DOOR HANDLE Renk / Colour : Siyah-Beyaz-Gri-Eloksal Black-White-Grey-Anodised</p>		<p>07.13.10 AKBANK KOL APARATI DOOR HANDLE Renk / Colour : Siyah-Beyaz-Gri-Eloksal Black-White-Grey-Anodised</p>
<p>Ölçüler / Dimensions: H:200 cm</p>			


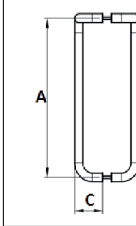
		<p>KIVRIK KOL DOOR HANDLE Renk / Colour : Siyah-Beyaz-Eloksal Black-White-Anodised</p>	
<p>KOD CODE</p>	<p>Ø (mm)</p>	<p>A (mm)</p>	<p>B (mm)</p>
<p>07.17.10</p>	<p>25</p>	<p>200</p>	<p>130</p>
<p>07.17.11</p>	<p>25</p>	<p>300</p>	<p>130</p>
<p>07.17.02</p>	<p>25</p>	<p>400</p>	<p>130</p>
<p>07.17.27</p>	<p>25</p>	<p>500</p>	<p>160</p>

		<p>V KOL DOOR HANDLE Renk / Colour : Siyah-Beyaz-Eloksal Black-White-Anodised</p>		
<p>KOD CODE</p>	<p>Ø (mm)</p>	<p>A (mm)</p>	<p>B (mm)</p>	<p>C (mm)</p>
<p>07.17.06</p>	<p>25</p>	<p>200</p>	<p>130</p>	<p>80</p>
<p>07.17.29</p>	<p>25</p>	<p>250</p>	<p>130</p>	<p>80</p>
<p>07.17.30</p>	<p>25</p>	<p>300</p>	<p>130</p>	<p>80</p>
<p>07.17.31</p>	<p>30</p>	<p>400</p>	<p>160</p>	<p>100</p>

		<p>U KOL DOOR HANDLE Renk / Colour : Siyah-Beyaz-Eloksal Black-White-Anodised</p>	
<p>KOD CODE</p>	<p>Ø (mm)</p>	<p>A (mm)</p>	<p>B (mm)</p>
<p>07.17.08</p>	<p>25</p>	<p>200</p>	<p>80</p>
<p>07.17.35</p>	<p>25</p>	<p>300</p>	<p>80</p>
<p>07.17.36</p>	<p>30</p>	<p>400</p>	<p>100</p>

		<p>YARIM AY KOL DOOR HANDLE Renk / Colour : Siyah-Beyaz-Eloksal Black-White-Anodised</p>		
<p>KOD CODE</p>	<p>Ø (mm)</p>	<p>A (mm)</p>	<p>B (mm)</p>	<p>C (mm)</p>
<p>07.17.32</p>	<p>25</p>	<p>200</p>	<p>130</p>	<p>80</p>
<p>07.17.20</p>	<p>25</p>	<p>300</p>	<p>130</p>	<p>80</p>
<p>07.17.33</p>	<p>30</p>	<p>350</p>	<p>160</p>	<p>100</p>

		<p>YAY KOL DOOR HANDLE Renk / Colour : Siyah-Beyaz-Eloksal Black-White-Anodised</p>	
<p>KOD CODE</p>	<p>Ø (mm)</p>	<p>A (mm)</p>	<p>B (mm)</p>
<p>07.17.37</p>	<p>80</p>	<p>400</p>	<p>350</p>
<p>07.17.22</p>	<p>80</p>	<p>500</p>	<p>450</p>
<p>07.17.38</p>	<p>80</p>	<p>600</p>	<p>550</p>
<p>07.17.39</p>	<p>80</p>	<p>700</p>	<p>650</p>
<p>07.17.40</p>	<p>80</p>	<p>800</p>	<p>750</p>

		<p>BASTON KOL DOOR HANDLE Renk / Colour : Siyah-Beyaz-Eloksal Black-White-Anodised</p>		
<p>KOD CODE</p>	<p>Ø (mm)</p>	<p>A (mm)</p>	<p>B (mm)</p>	<p>C (mm)</p>
<p>07.17.23</p>	<p>25</p>	<p>900</p>	<p>180</p>	<p>80</p>
<p>07.17.34</p>	<p>25</p>	<p>1000</p>	<p>180</p>	<p>80</p>

01

02

03

04

05

06

07

08

09

10


11

12

01

18.01.09

MAKARALI KİLİT
MORTISE LOCK (WITH ROLLER)



18.02.24

MAKARALI KİLİT KARŞILIĞI
STRIKER FOR ROLLER LOCK



02

18.01.08

DİLLİ KİLİT
MORTISE LOCK



18.02.25

DİLLİ KİLİT KARŞILIĞI
STRIKER FOR MORTISE LOCK



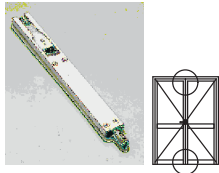
03

04

05

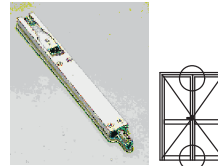
18.03.01

KAPI SÜRGÜSÜ (UZUN)
BOLT FOR DOORS (LONG)



18.03.06

KAPI SÜRGÜSÜ (KISA)
BOLT FOR DOORS (SHORT)

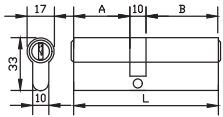


06

07

18.04.19

BAREL
CYLINDER



Malzeme / Material : Krom-Nikel / Chrome-Nickel

A	B	L
26	60	96

18.05.02

BAREL AYNASI
CYLINDER COVER



Renk / Colour : Siyah-Beyaz-Grey
Black-White-Grey

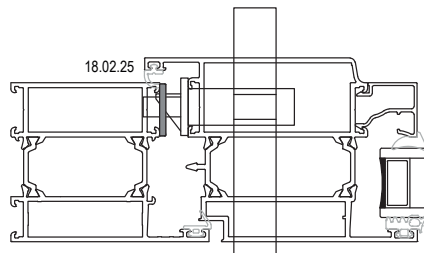
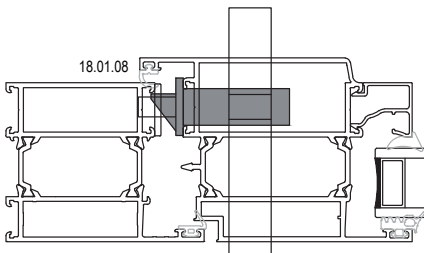
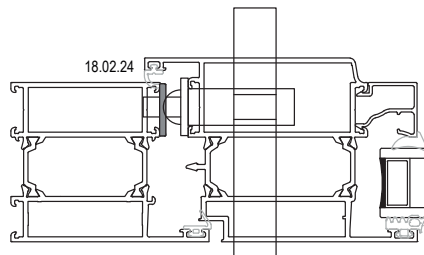
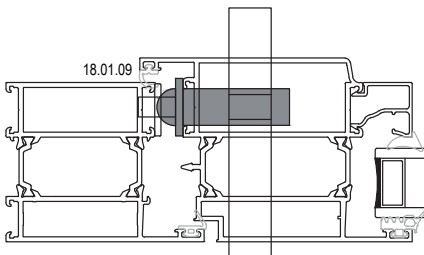
08

09


10

11

12



Ölçek/Scale:1/3



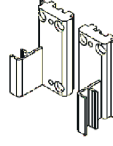
15.03.02

GIESSE PIVOT MENTEŞE
GIESSE PIVOT HINGE

Renk / Colour : Siyah-Gri
Black-Grey

Malzeme / Material : Zamak-Alüminyum-Polyamid

Maksimum kanat ağırlığı / Maximum sash weight = Dikey / Vertical : 100 kg Yatay / Horizontal : 120 kg
Maksimum kanat ebatları / Maximum sash dimensions
Dikey / Vertical : L:1600 mm H:2200 mm Yatay / Horizontal L:1600 mm H:2200 mm



15.03.03

GIESSE PIVOT MENTEŞE ALT PARÇASI
GIESSE PIVOT FIXING PLATE



07.05.26

GIESSE YATAY PİVOT İÇİN KOL
GIESSE HANDLE FOR HORIZONTAL PIVOT

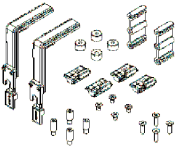
Renk / Colour : Siyah-Beyaz-Gri
Black-White-Grey



07.25.02

GIESSE YATAY PİVOT İÇİN MEKANİZMA
GIESSE MECHANISM FOR HORIZONTAL PIVOT

Malzeme / Material : Zamak-Polyamid
Zamak-Polyamide

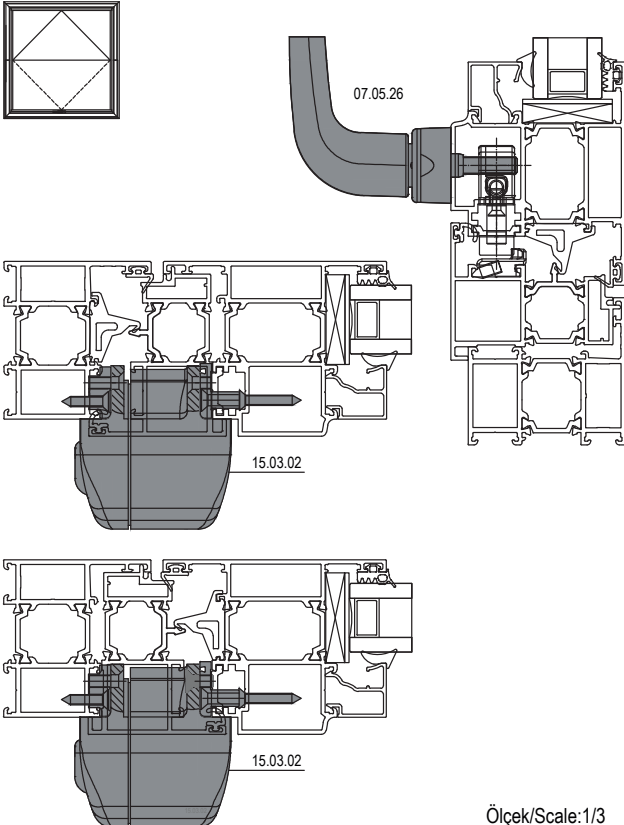


07.26.01

GIESSE YATAY PİVOT İÇİN KİLİTLEME
GIESSE LOCKING KIT FOR HORIZONTAL PIVOT

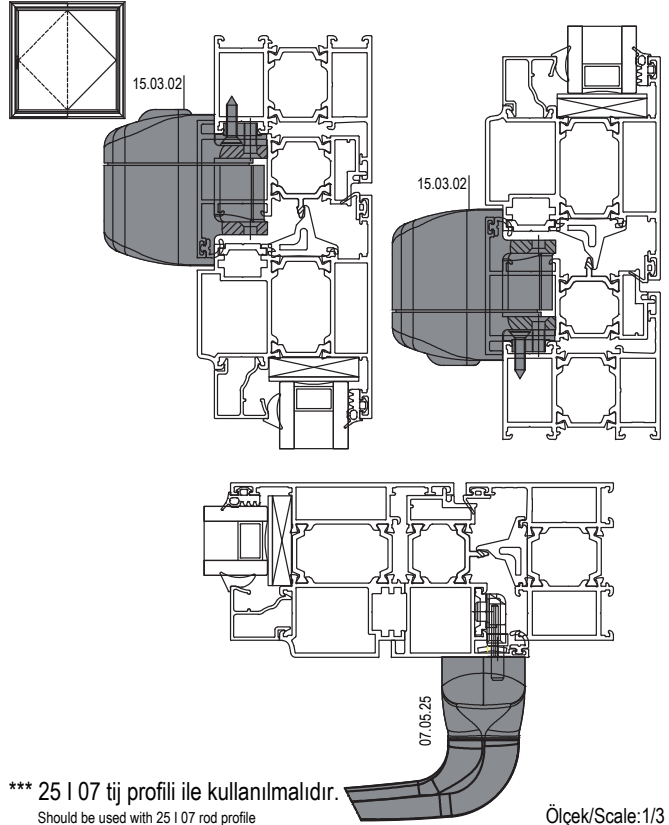
Malzeme / Material : Zamak-Polyamid
Zamak-Polyamide

YATAY PİVOT AKSESUARLARI / HORIZONTAL PIVOT ACCESSORIES



Ölçek/Scale:1/3

DİKEY PİVOT AKSESUARLARI / VERTICAL PIVOT ACCESSORIES



Ölçek/Scale:1/3

*** 25 I 07 tij profili ile kullanılmalıdır.
Should be used with 25 I 07 rod profile

01

02

03

04

05

06

07

08

09

10

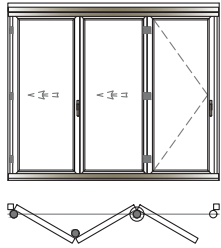
11

12

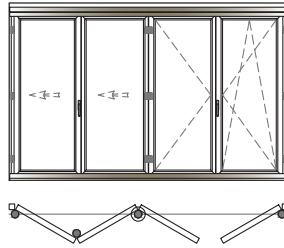
ŞEMA SCHEME	KOD CODE	AÇIKLAMA DESCRIPTION
431	07.29.01	Eşikli Katlanır Kapı Mekanizması / Folding Door Mechanism with Threshold
330	07.29.02	Eşikli Katlanır Kapı Mekanizması / Folding Door Mechanism with Threshold
550	07.29.03	Eşikli Katlanır Kapı Mekanizması / Folding Door Mechanism with Threshold
633	07.29.04	Eşikli Katlanır Kapı Mekanizması / Folding Door Mechanism with Threshold
651	07.29.05	Eşikli Katlanır Kapı Mekanizması / Folding Door Mechanism with Threshold
770	07.29.06	Eşikli Katlanır Kapı Mekanizması / Folding Door Mechanism with Threshold

KANAT ÖLÇÜLERİ / VENT DIMENSIONS = L: 500mm-1000mm H: 851mm-2350mm
MAKS. KANAT AĞIRLIĞI / MAX. VENT WEIGHT = 80 kg

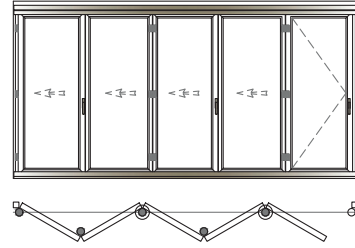
ŞEMA: 330



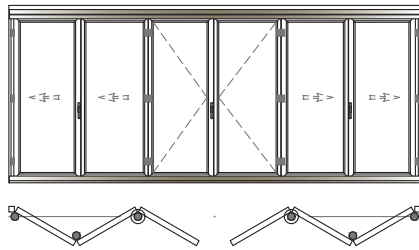
ŞEMA: 431



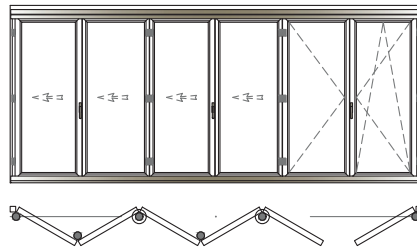
ŞEMA: 550



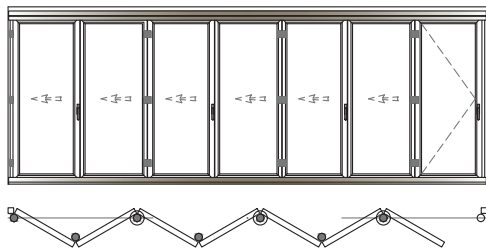
ŞEMA: 633




ŞEMA: 651



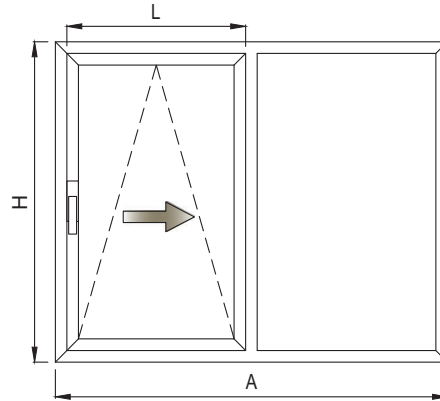
ŞEMA: 770





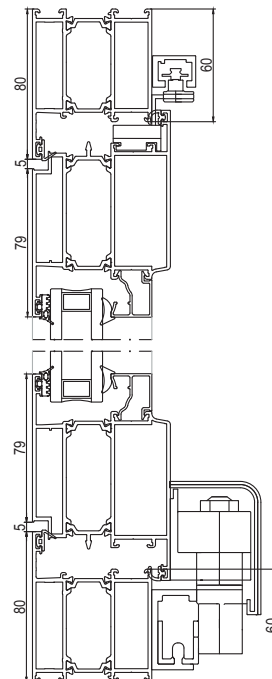
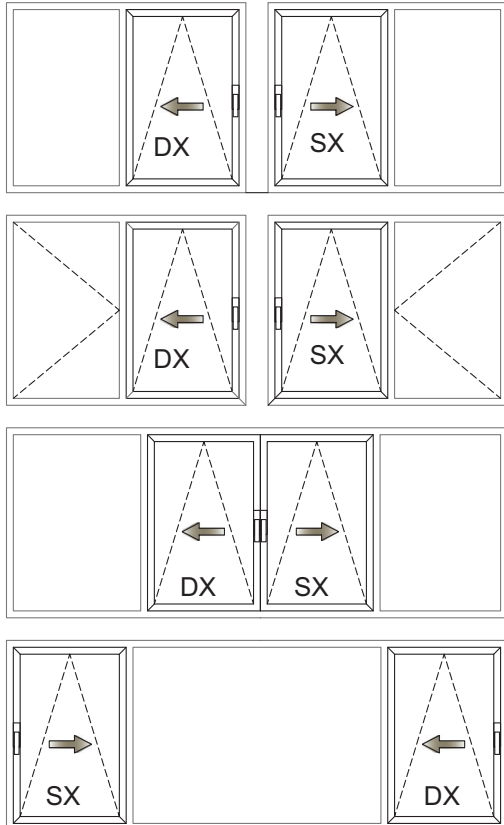
YARI OTOMATİK PARALEL SÜRME MEKANİZMASI 130 kg - EURO KANAL
AUTOMATIC TILT&SLIDE MECHANISM 130 kg - EURO CHANNEL

KOD CODE	KANAT YÜKSEKLİĞİ SASH HEIGHT	KANAT GENİŞLİĞİ SASH WIDTH
07.35.02	730-1200 mm	600-850 mm
07.35.03	730-1200 mm	851-1100 mm
07.35.04	730-1200 mm	1101-1350 mm
07.35.05	730-1200 mm	1351-1600 mm
07.35.06	1201-2400 mm	600-850 mm
07.35.07	1201-2400 mm	851-1100 mm
07.35.08	1201-2400 mm	1101-1350 mm
07.35.09	1201-2400 mm	1351-1600 mm



TAM OTOMATİK PARALEL SÜRME MEKANİZMASI 150 kg - EURO KANAL
FULL AUTOMATIC TILT&SLIDE MECHANISM 150 kg - EURO CHANNEL

KOD CODE	KANAT YÜKSEKLİĞİ SASH HEIGHT	KANAT GENİŞLİĞİ SASH WIDTH
07.35.10	895-1200 mm	740-850 mm
07.35.11	895-1200 mm	851-1100 mm
07.35.12	895-1200 mm	1101-1350 mm
07.35.13	895-1200 mm	1351-1600 mm
07.35.14	1201-2400 mm	740-850 mm
07.35.15	1201-2400 mm	851-1100 mm
07.35.16	1201-2400 mm	1101-1350 mm
07.35.17	1201-2400 mm	1351-1600 mm



Ölçek/Scale: 1/2