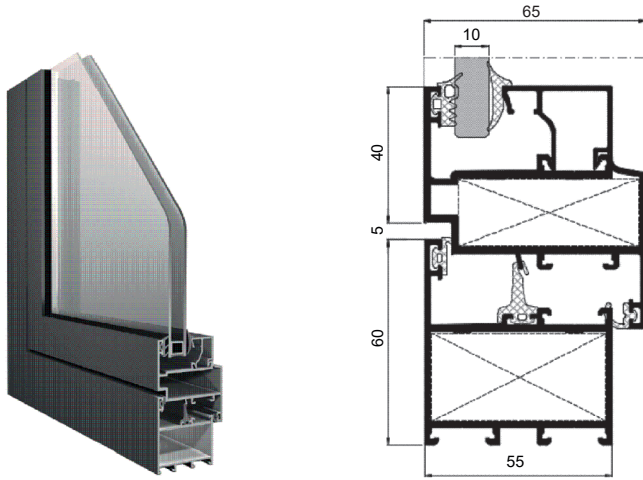


MİMARİ KATALOG ARCHITECTURAL CATALOGUE

Alüminyum Kapı Pencere ve Giydirme Cephe Sistemleri
Aluminium Door Window and Facade Systems



RW55



TEKNİK ÖZELLİKLERİ / TECHNICAL PROPERTIES

KASA DERİNLİĞİ / FRAME DEPTH	55 mm
KANAT DERİNLİĞİ / VENT DEPTH	65 mm
PROFİL ET KALINLIĞI / PROFILE WALL THICKNESS	1,4 / 1,8 / 2 mm
MAKS. CAM KALINLIĞI / MAX. GLASS THICKNESS	36 mm

KULLANIM SEÇENEKLERİ / APPLICATION ALTERNATIVES

	KAPI DOOR	PENCERE WINDOW
İÇE AÇILIR / INWARD OPENING	•	•
DIŞA AÇILIR / OUTWARD OPENING	•	
VASİSTAS / BOTTOM HUNG		•
İÇE AÇILIR HEMYÜZ KAPI / INWARD OPENING COPLANAR DOOR	•	
ÇİFT EKSEN AÇILIM / TILT&TURN OPENING	•	•
ÇARPMA KAPI / SWINGING DOOR	•	
ÇEK & SÜR / TILT&SLIDE	•	•
PİVOT / PIVOT		•

MİMARİ KATALOG ARCHITECTURAL CATALOGUE

Alüminyum Kapı Pencere ve Giydirme Cephe Sistemleri
Aluminium Door Window and Facade Systems

RW55

PROFİLLER

PROFILES

01

02

03

04

05

06

07

08

09

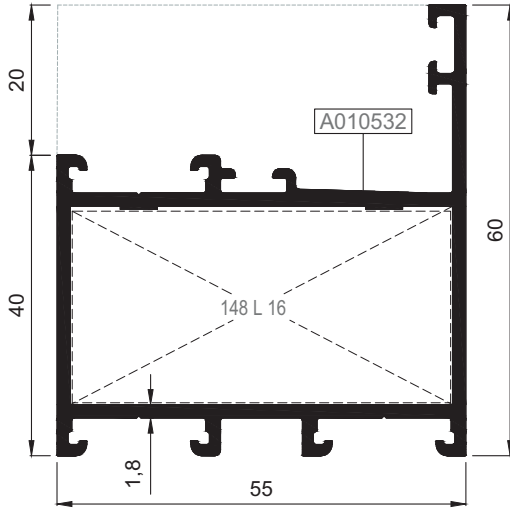
10

11

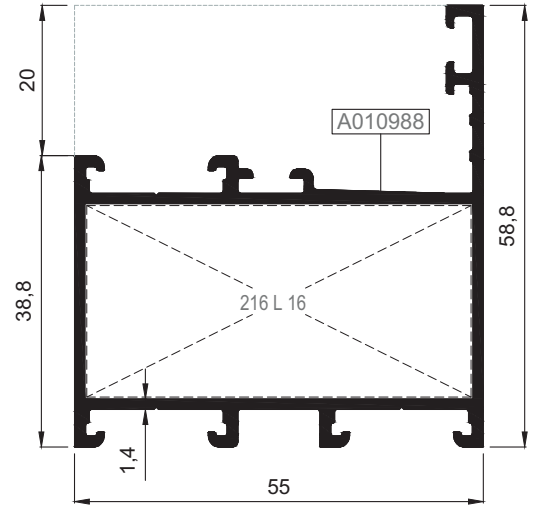
12

KOD / CODE	AĞIRLIK (kg/m) / WEIGHT	J _{xx} cm ⁴	J _{yy} cm ⁴	L m	
55 F 01	1,188	18,070	11,717	6	
55 F 02	1,485	24,931	30,822	6	
55 F 08	0,984	15,042	9,902	6	
55 F 09	1,136	19,101	24,585	6	

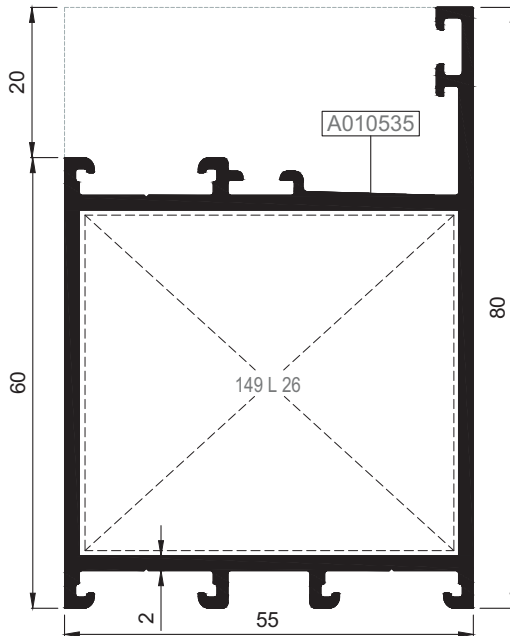
55 F 01



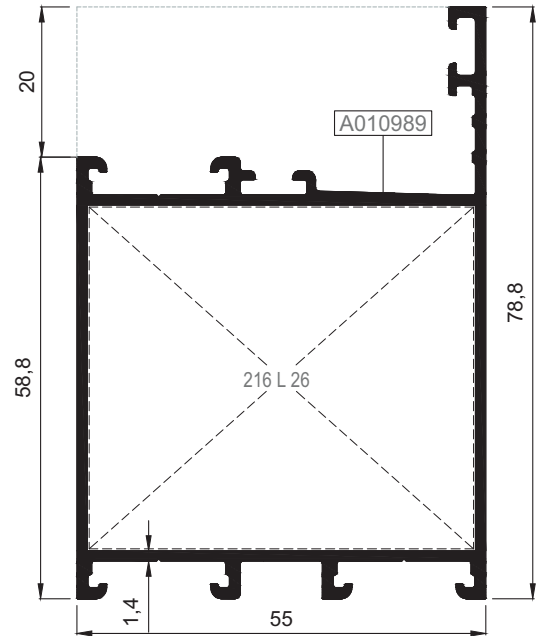
55 F 08



55 F 02



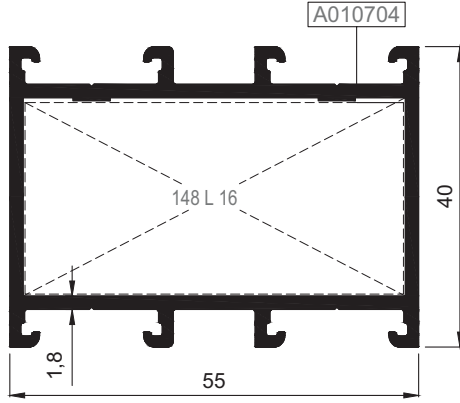
55 F 09



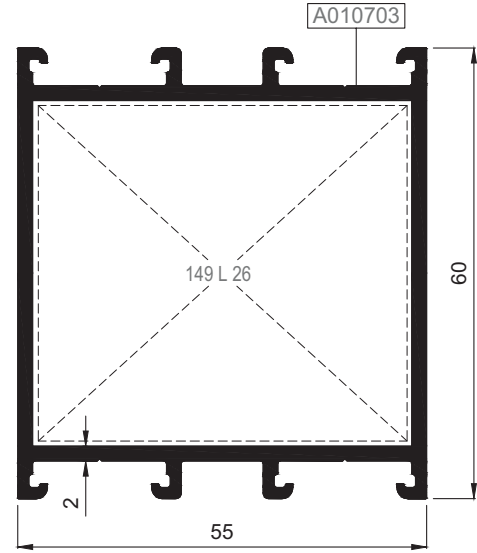
Nr		L m	KESİM ÖLÇÜSÜ CUTTING SIZE	AKS. KODU ACS. CODE
55 F 01	A010532	25 L 16 (A002061)	51,1 mm	148 L 16
55 F 02	A010535	25 L 26 (A010540)	50,7 mm	149 L 26
55 F 08	A010988	25 L 16 (A002061)	51,9 mm	216 L 16
55 F 09	A010989	25 L 26 (A010540)	51,9 mm	216 L 26

KOD / CODE	AĞIRLIK (kg/m) / WEIGHT	Jxx cm ⁴	Jyy cm ⁴	L m	
55 F 03	1,067	15,379	7,681	6	
55 F 04	1,357	22,024	23,460	6	
55 F 05	1,475	23,612	30,167	6	
55 F 14	1,039	14,232	4,405	6	

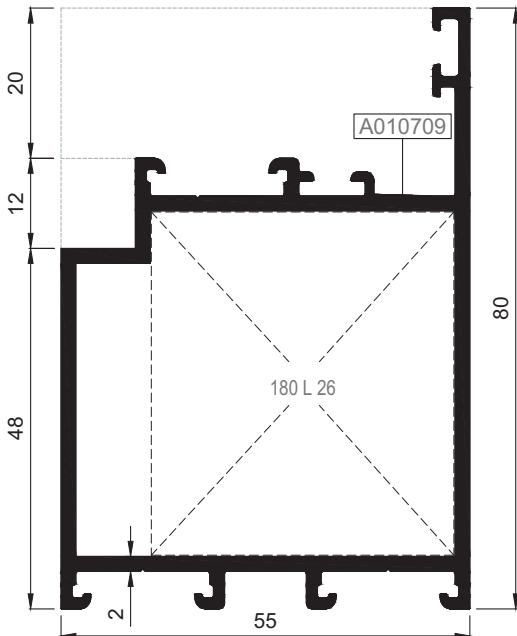
55 F 03



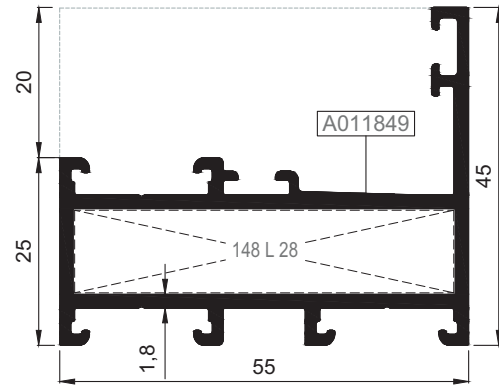
55 F 04



55 F 05




55 F 14

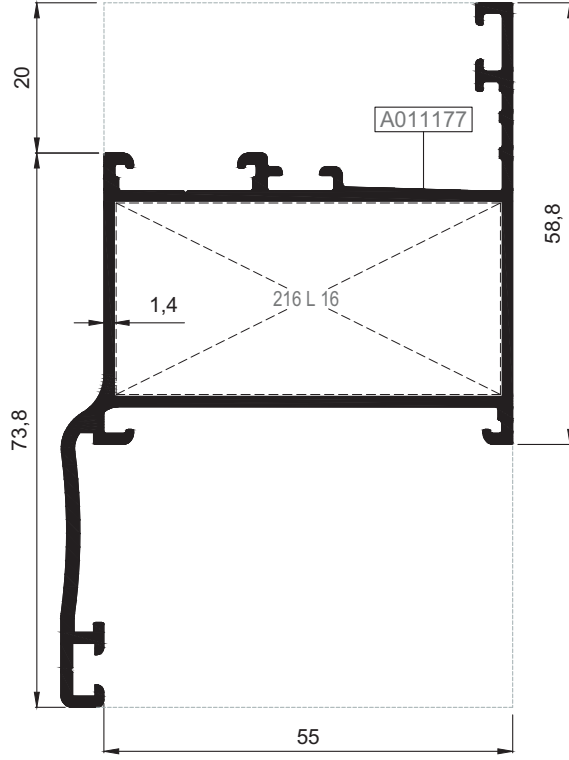


HEMYÜZ KAPI KASA PROFİLİ
FLUSH DOOR FRAME PROFILE

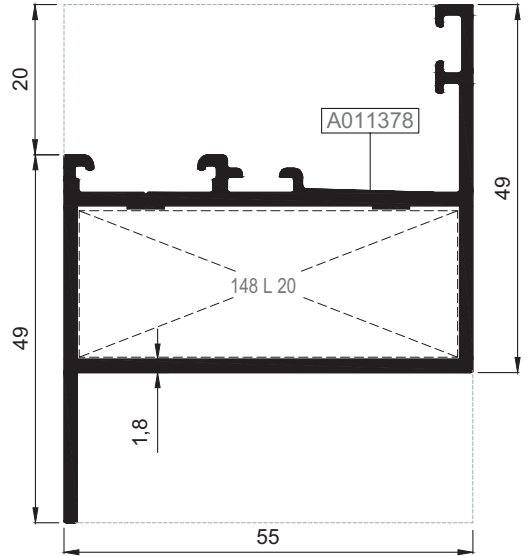
Nr		L m	KESİM ÖLÇÜSÜ CUTTING SIZE	AKS. KODU ACS. CODE
55 F 03	A010704	25 L 16 (A002061)	51,1 mm	148 L 16
55 F 04	A010703	25 L 26 (A010540)	50,7 mm	149 L 26
55 F 05	A010709	25 L 26 (A010540)	40,7 mm	180 L 26
55 F 14	A011849	25 L 28 (A010542)	51,1 mm	148 L 28



KOD / CODE	AĞIRLIK (kg/m) / WEIGHT	Jxx cm ⁴	Jyy cm ⁴	L m	
55 F 11	1,172	23,482	22,086	6	
55 F 13	1,096	17,598	9,019	6	

55 F 11



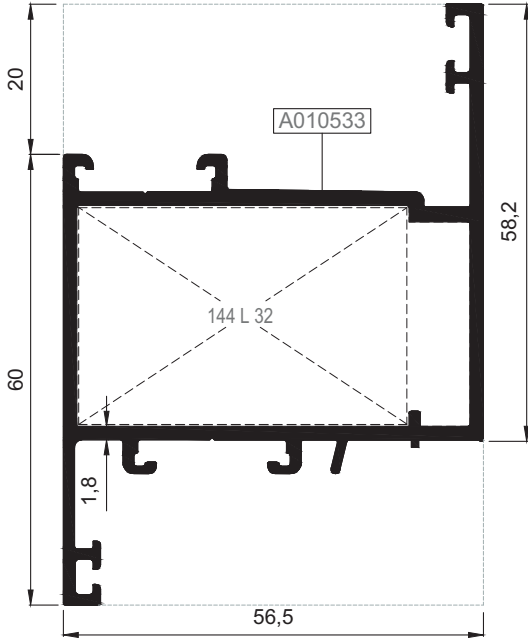
55 F 13



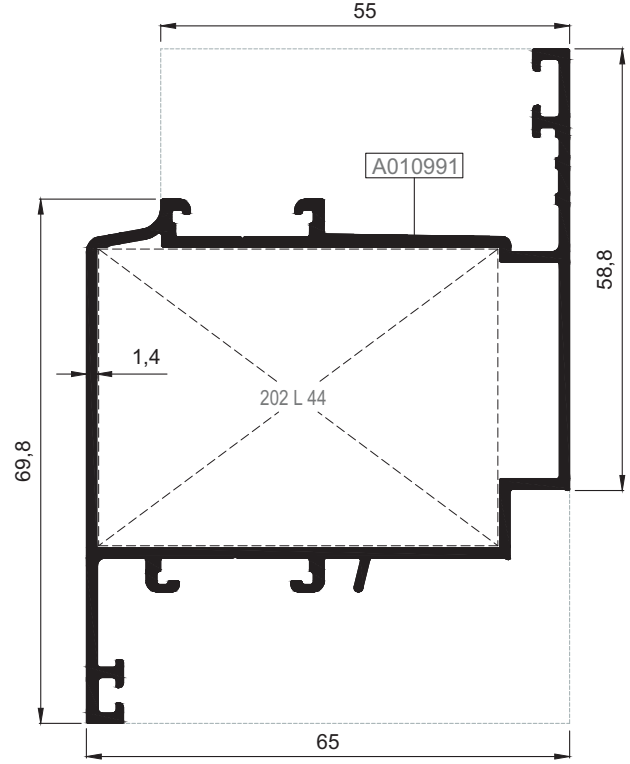
Nr	 L m	KEŞİM ÖLÇÜSÜ CUTTING SIZE	 AKS. KODU ACS. CODE
55 F 11	A011177	25 L 16 (A002061)	216 L 16
55 F 13	A011378	25 L 20 (A002166)	148 L 20

KOD / CODE	AĞIRLIK (kg/m) / WEIGHT	Jxx cm ⁴	Jyy cm ⁴	L m	
55 V 01	1,300	22,636	17,858	6	
55 V 02	1,324	26,941	11,677	6	
55 V 08	1,073	22,301	9,889	6	
55 V 09	1,225	27,968	24,809	6	

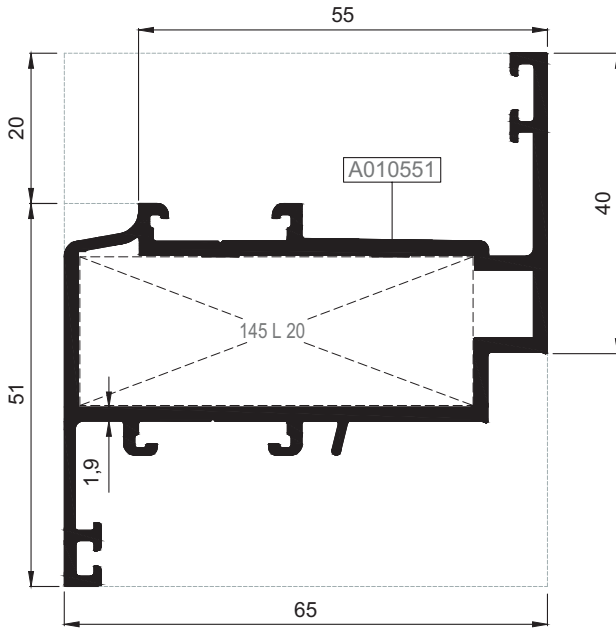
55 V 01



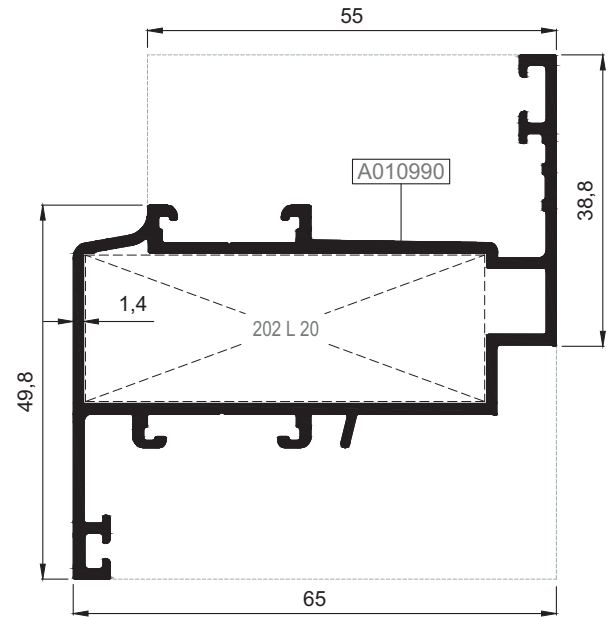
55 V 09





55 V 02



55 V 08



Nr		 L m	KESİM ÖLÇÜSÜ CUTTING SIZE	 AKS. KODU ACS. CODE
55 V 01	A010533	25 L 32 (A002430)	44,4 mm	144 L 32
55 V 02	A010551	25 L 20 (A002166)	52,9 mm	145 L 20
55 V 08	A010990	25 L 20 (A002166)	53,6 mm	202 L 20
55 V 09	A010991	25 L 44 (A010786)	53,6 mm	202 L 44

KOD / CODE	AĞIRLIK (kg/m) / WEIGHT	Jxx cm ⁴	Jyy cm ⁴	L m	
55 V 03	1,795	43,256	58,977	6	
55 V 07	1,741	42,780	56,443	6	

01

02

03

04

05

06

07

08

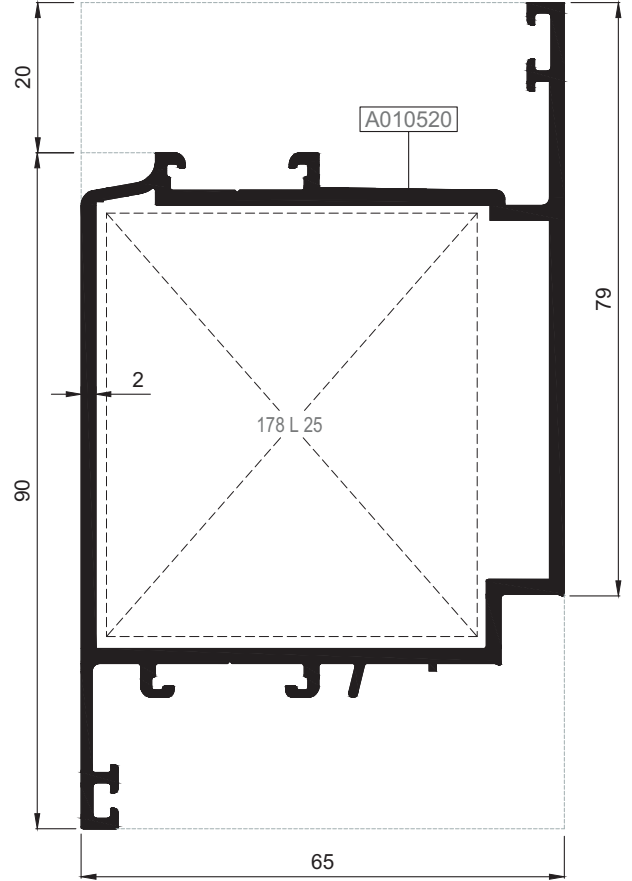
09

10

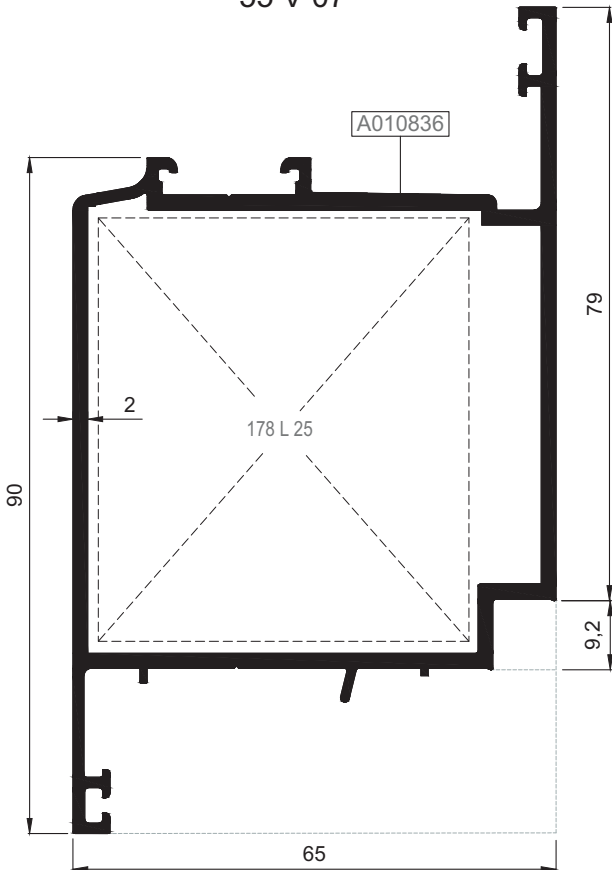
11



12


55 V 03



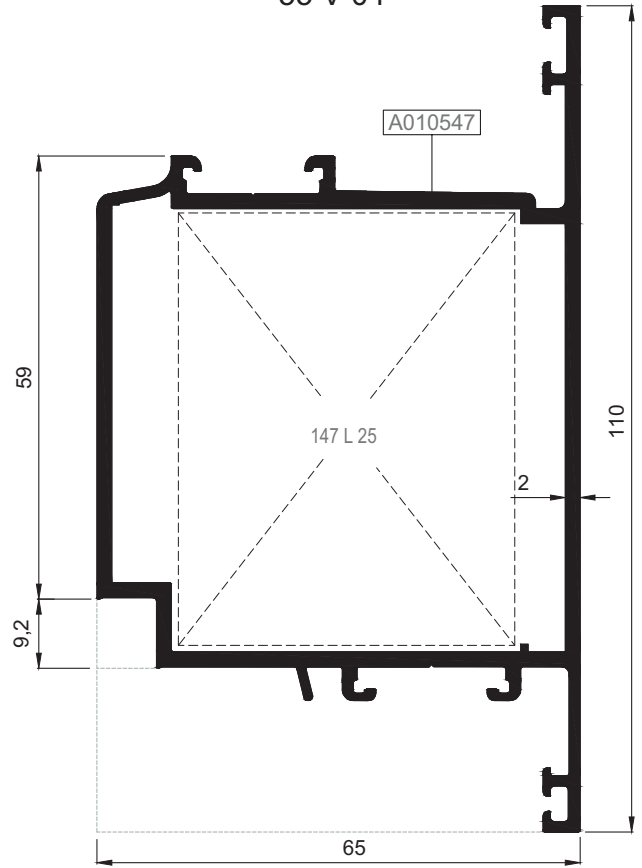
55 V 07



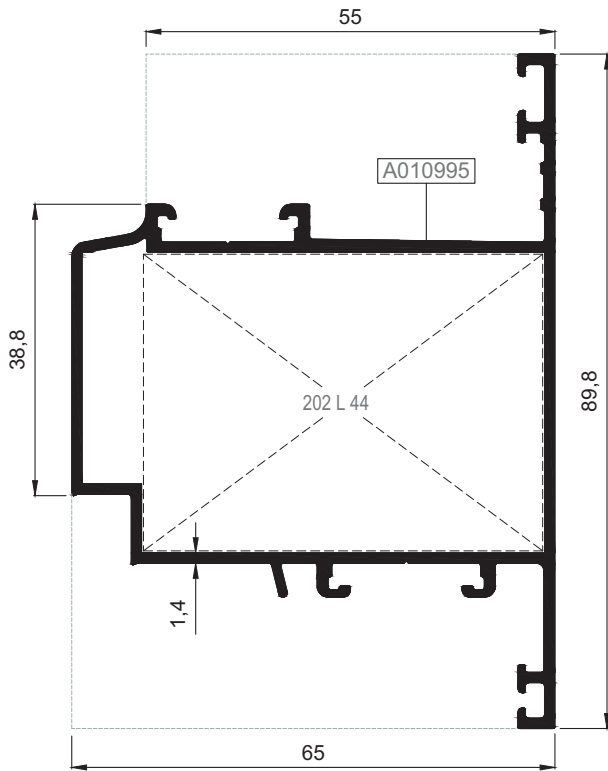
Nr	 L m	KEŞİM ÖLÇÜSÜ CUTTING SIZE	 AKS. KODU ACS. CODE
55 V 03	A010520	25 L 25 (A010539)	178 L 25
55 V 07	A010836	25 L 25 (A010539)	178 L 25



KOD / CODE	AĞIRLIK (kg/m) / WEIGHT	Jxx cm ⁴	Jyy cm ⁴	L m	
55 V 04	1,794	41,284	59,097	6	
55 V 10	1,216	25,536	24,658	6	

55 V 04



55 V 10



Nr		 L m	KESİM ÖLÇÜSÜ CUTTING SIZE	 AKS. KODU ACS. CODE
55 V 04	A010547	25 L 25 (A010539)	46,7 mm	147 L 25
55 V 10	A010995	25 L 44 (A010786)	53,6 mm	202 L 44

01

02

03

04

05

06

07

08

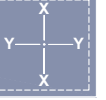
09

10

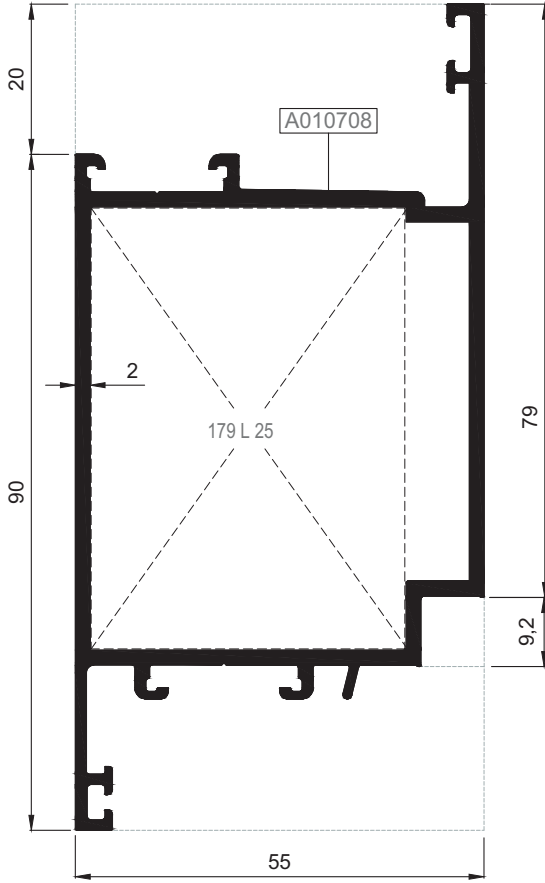
11

12

KOD / CODE	AĞIRLIK (kg/m) / WEIGHT	Jxx cm ⁴	Jyy cm ⁴	L m
55 V 05	1,694	30,235	55,446	6
55 A 06	0,826	-----	-----	6

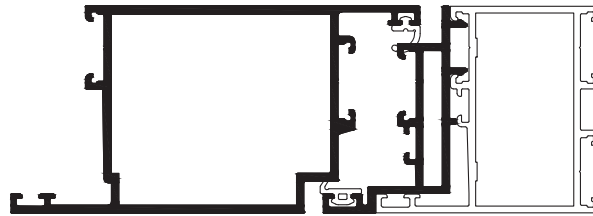
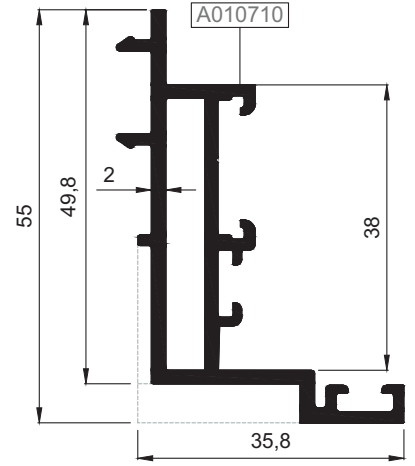


55 V 05



HEMYÜZ KAPI KANAT PROFİLİ
FLUSH DOOR VENT PROFILE

55 A 06

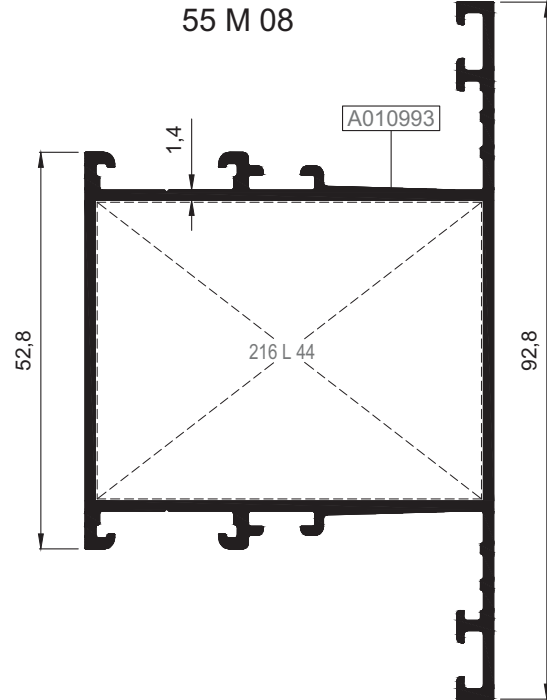
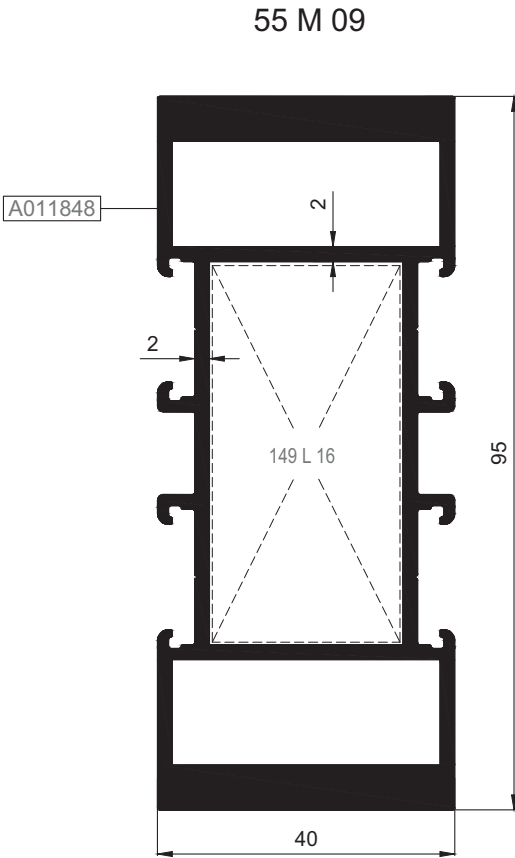
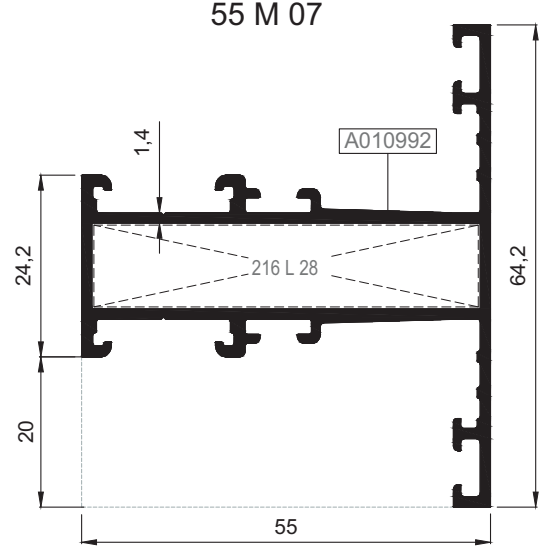
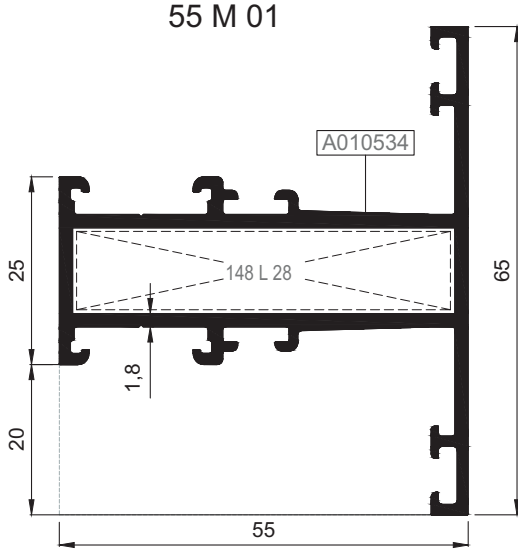


55 V 05 55 A 06

Ölçek/Scale: 1/2

Nr			KEŞİM ÖLÇÜSÜ CUTTING SIZE	 AKS. KODU ACS. CODE
55 V 05	A010708	25 L 25 (A010539)	42,2 mm	179 L 25

KOD / CODE	AĞIRLIK (kg/m) / WEIGHT	Jxx cm ⁴	Jyy cm ⁴	L m	
55 M 01	1,163	16,229	7,332	6	
55 M 07	0,980	13,943	6,566	6	
55 M 08	1,197	19,890	25,844	6	
55 M 09	2,745	125,091	18,463	6	



Nr		L m	KESİM ÖLÇÜSÜ CUTTING SIZE	AKS. KODU ACS. CODE
55 M 01	A010534	25 J 07(A010652)	10,9 mm	152 J 07
55 M 07	A010992	25 J 07(A010652)	10,9 mm	152 J 07
55 M 08	A010993	25 J 07(A010652)	39,7 mm	187 J 07
55 M 09	A011848	25 J 07(A010652)	25,5 mm	135 J 07
Nr		L m	KESİM ÖLÇÜSÜ CUTTING SIZE	AKS. KODU ACS. CODE
55 M 01	A010534	25 L 28 (A010542)	51,1 mm	148 L 28
55 M 07	A010992	25 L 28 (A010542)	51,9 mm	216 L 28
55 M 08	A010993	25 L 44 (A010786)	51,9 mm	216 L 44
55 M 09	A011848	25 L 16 (A002061)	50,7 mm	149 L 16

01

02

03

04

05

06

07

08

09

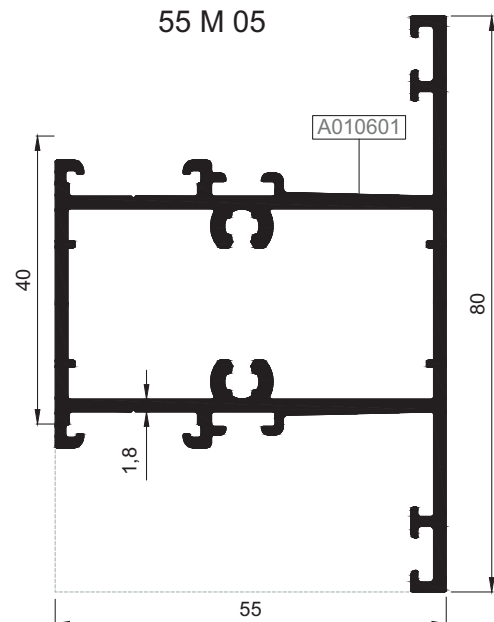
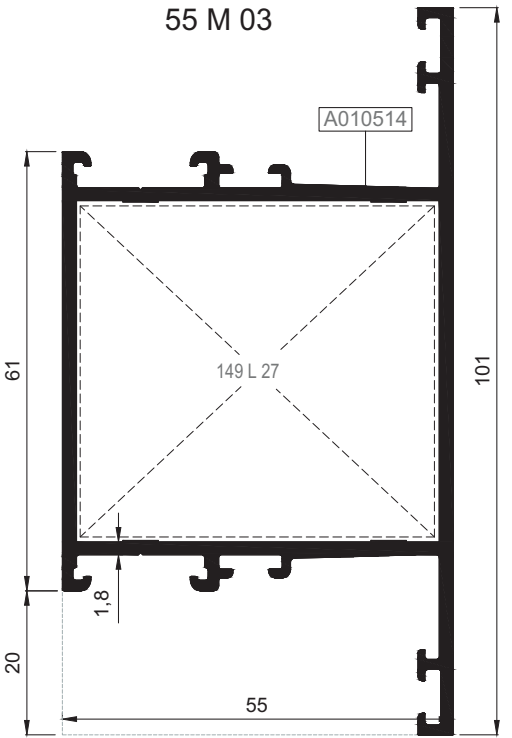
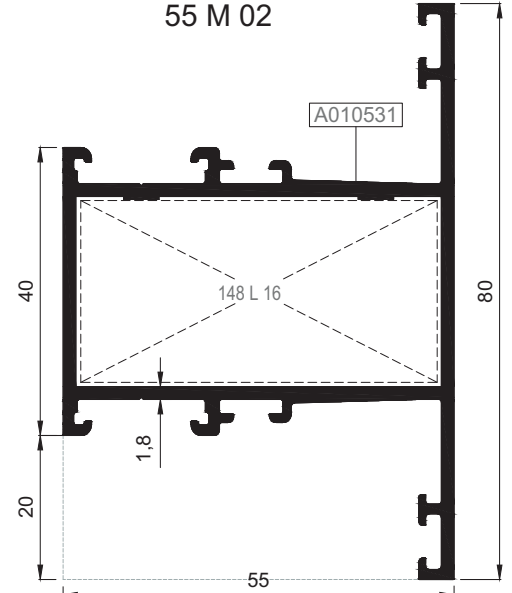
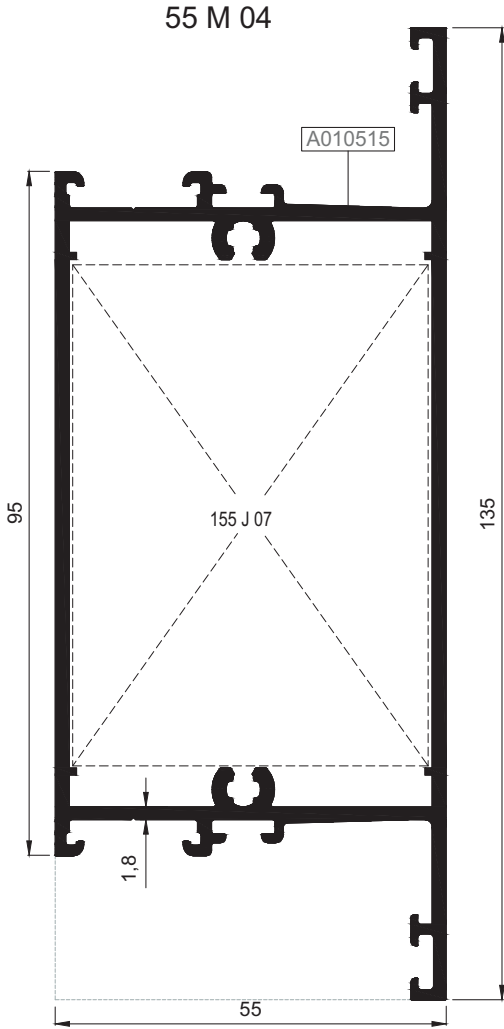
10

11

12

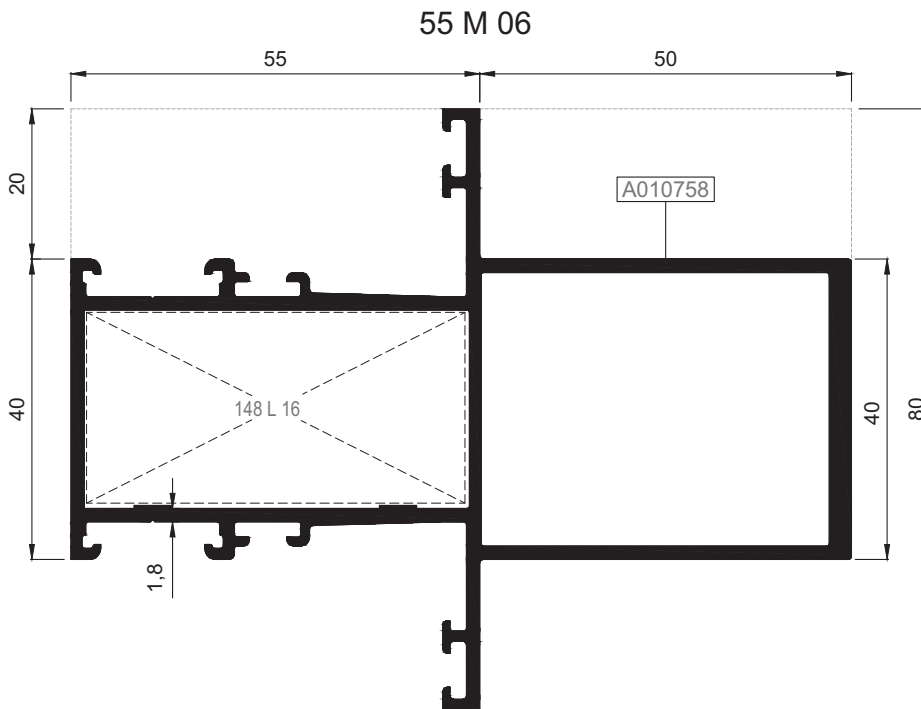
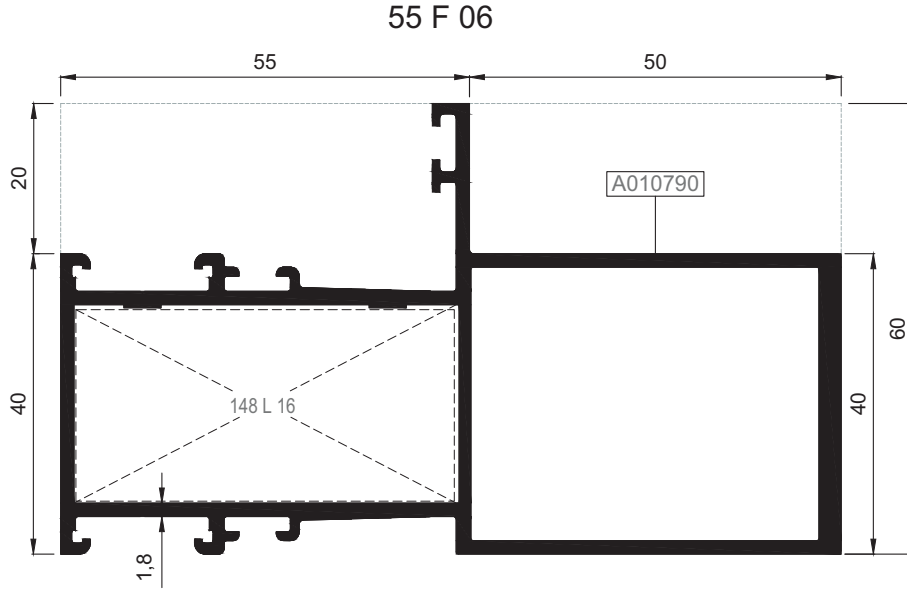
KOD / CODE	AĞIRLIK (kg/m) / WEIGHT	Jxx cm ⁴	Jyy cm ⁴	L m	
55 M 02	1,349	20,507	17,255	6	
55 M 03	1,593	27,562	41,009	6	
55 M 04	2,098	37,603	114,327	6	
55 M 05	1,485	20,877	17,806	6	

- 01
- 02
- 03
- 04
- 05
- 06
- 07
- 08
- 09
- 10
- 11
- 12



Nr		L m	KEŞİM ÖLÇÜSÜ CUTTING SIZE	AKS. KODU ACS. CODE
55 M 02	A010531	25 J 07(A010652)	25,5 mm	135 J 07
55 M 03	A010514	25 J 07(A010652)	46,5 mm	154 J 07
55 M 04	A010515	25 J 07(A010652)	70,1 mm	155 J 07
55 M 05	A010601	25 J 07(A010652)	15,1 mm	153 J 07
Nr		L m	KEŞİM ÖLÇÜSÜ CUTTING SIZE	AKS. KODU ACS. CODE
55 M 02	A010531	25 L 16 (A002061)	51,1 mm	148 L 16
55 M 03	A010514	25 L 27 (A010541)	50,7 mm	149 L 27

KOD / CODE	AĞIRLIK (kg/m) / WEIGHT	Jxx cm ⁴	Jyy cm ⁴	L m	
55 F 06	1,961	86,050	19,744	6	
55 M 06	2,095	86,060	25,054	6	



Nr			KESİM ÖLÇÜSÜ CUTTING SIZE		AKS. KODU ACS. CODE
55 F 06	A010790	25 L 16 (A002061)	51,1 mm	148 L 16	
55 M 06	A010758	25 L 16 (A002061)	51,1 mm	148 L 16	
Nr			KESİM ÖLÇÜSÜ CUTTING SIZE		AKS. KODU ACS. CODE
55 M 06	A010758	25 J 07 (A010652)	25,5 mm	135 J 07	

01

02

03

04

05

06

07

08

09

10

11

12

KOD / CODE	AĞIRLIK (kg/m) / WEIGHT	Jxx cm ⁴	Jyy cm ⁴	L m	
55 K 01	2,576	52,197	269,51	6	
55 K 03	1,702	9,804	1,050	6	
55 K 02	0,795	31,989	103,10	6	

01

02

03

04

05

06

07

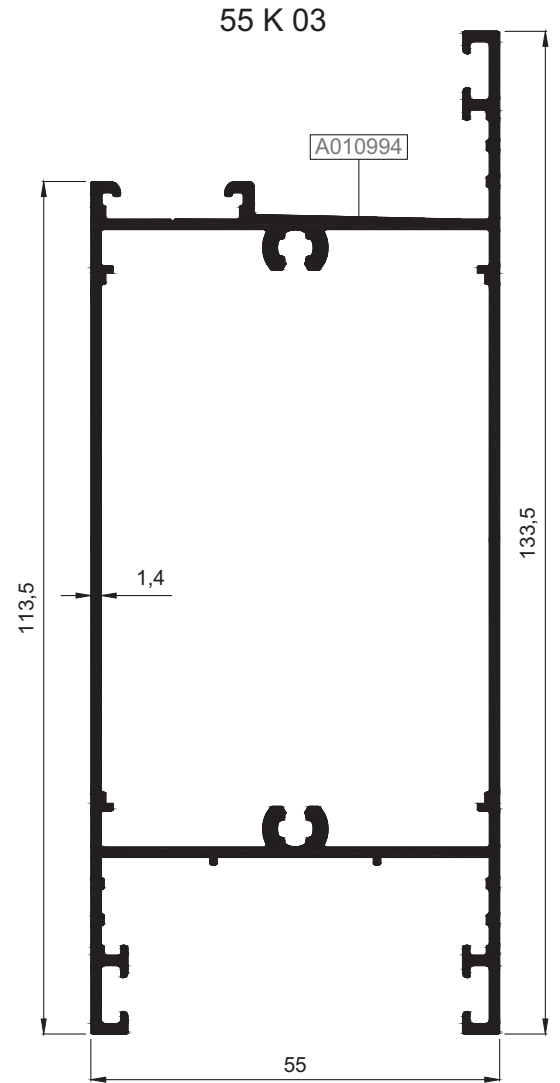
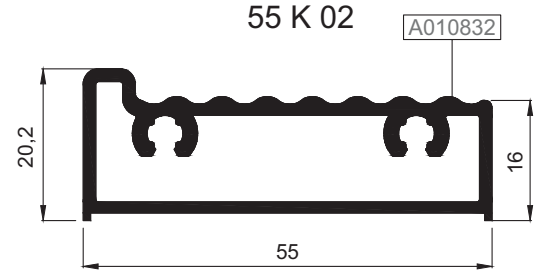
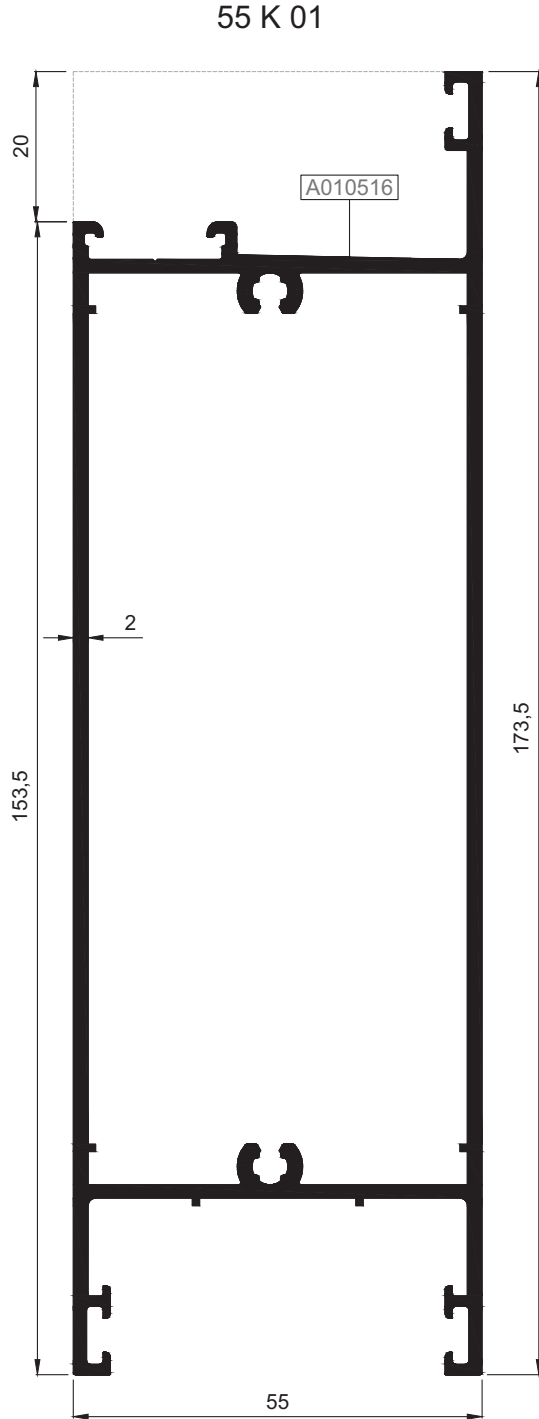
08

09


10

11

12

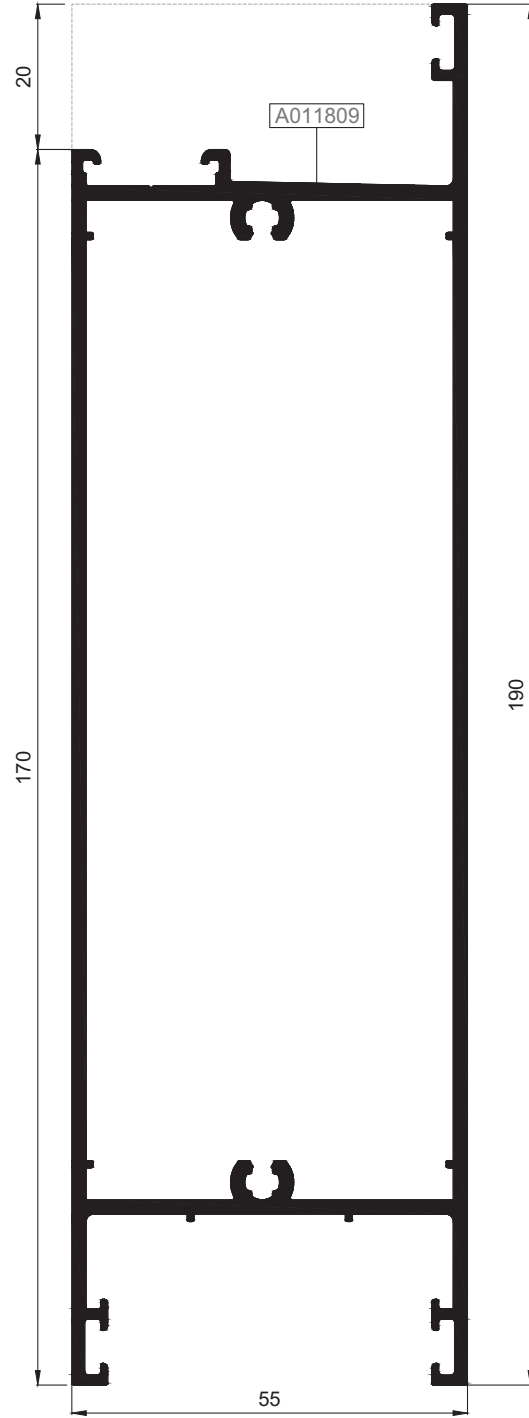



Nr		L m	KEŞİM ÖLÇÜSÜ CUTTING SIZE	AKS. KODU ACS. CODE
55 K 01	A010516	25 J 07(A010652)	110,1 mm	156 J 07
55 K 03	A010994	25 J 07(A010652)	70,1 mm	155 J 07

KOD / CODE	AĞIRLIK (kg/m) / WEIGHT	Jxx cm ⁴	Jyy cm ⁴	L m	
55 K 04	2,707	363,114	53,457	6	
55 K 05	2,810	361,009	57,279	6	

55 K 04

55 K 05



01

02

03

04

05

06

07



08


09

10

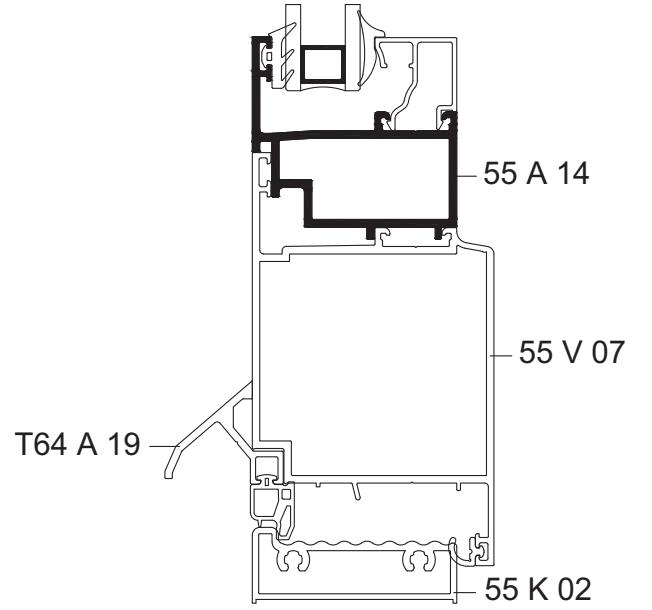
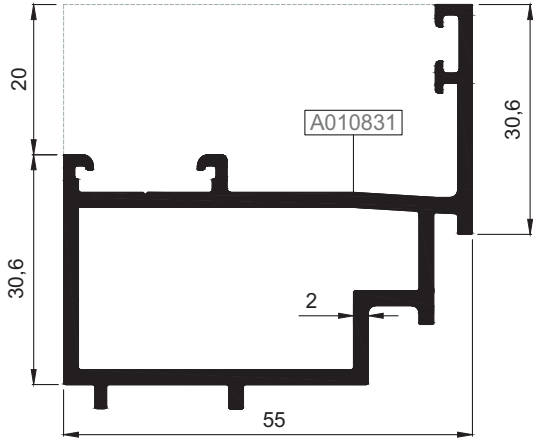
11

12

Nr		 L m	KESİM ÖLÇÜSÜ CUTTING SIZE	 AKS. KODU ACS. CODE
55 K 04	A011808	25 J 07(A010652)	144,8 mm	338 J 07
55 K 05	A011809	25 J 07(A010652)	126,3 mm	339 J 07

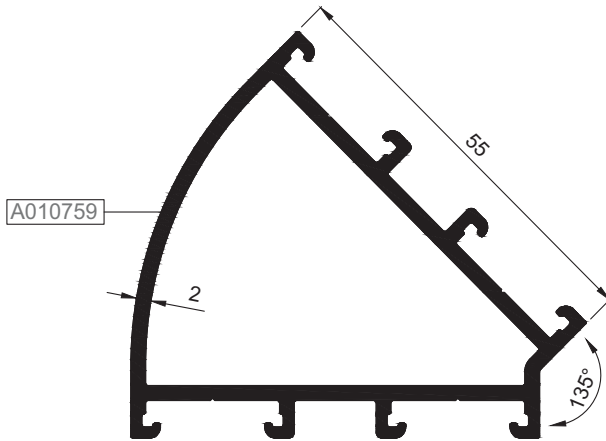
KOD / CODE	AĞIRLIK (kg/m) / WEIGHT	Jxx cm ⁴	Jyy cm ⁴	L m	
55 A 08	1,136	----	----	6	
55 A 14	1,098	----	----	6	

55 A 14

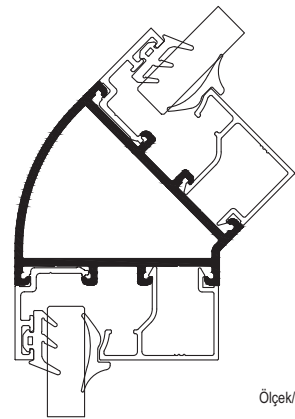


Ölçek/Scale: 1/2

55 A 08




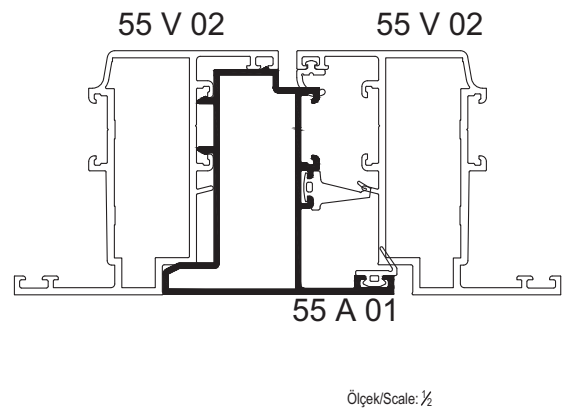
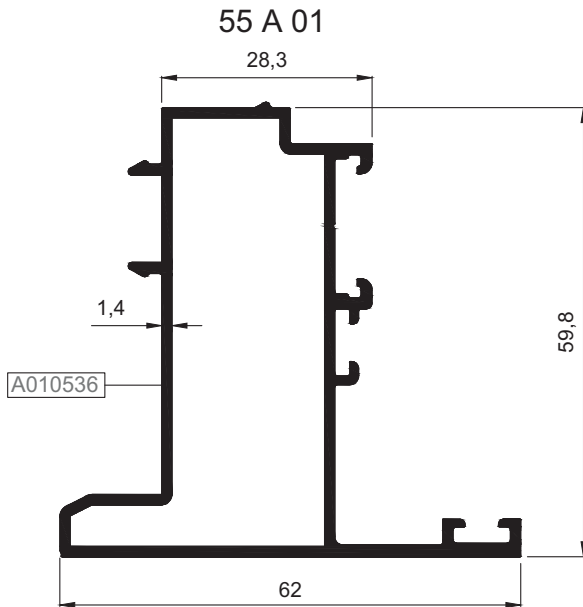
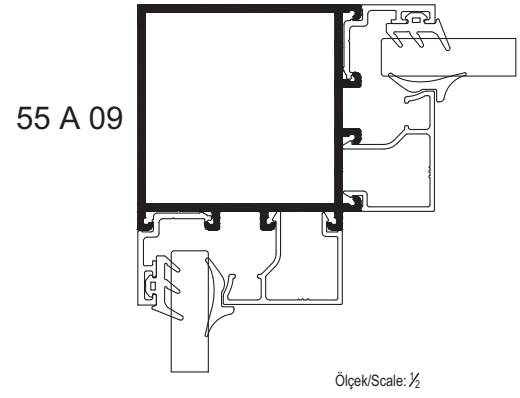
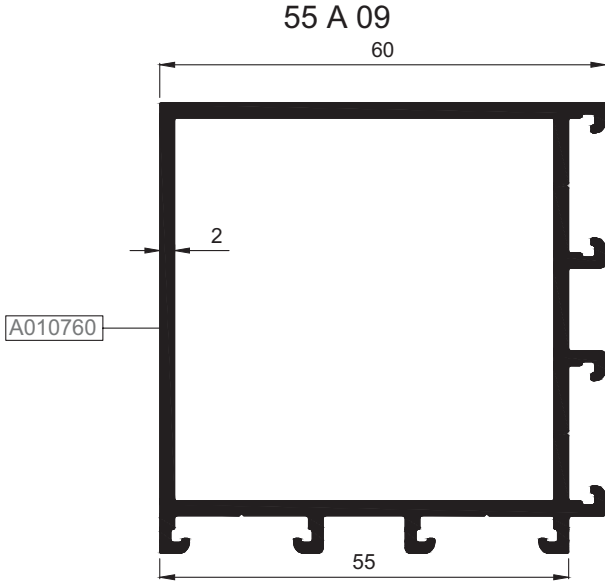
55 A 08



Ölçek/Scale: 1/2

- 01
- 02
- 03
- 04
- 05
- 06
- 07
- 08
- 09
- 10
- 11
- 12

KOD / CODE	AĞIRLIK (kg/m) / WEIGHT	Jxx cm ⁴	Jyy cm ⁴	L m	
55 A 09	1,412	----	----	6	
55 A 01	0,978	----	----	6	



01

02

03

04

05

06

07

08

09

10

11

12

KOD / CODE	AĞIRLIK (kg/m) / WEIGHT	Jxx cm ⁴	Jyy cm ⁴	L m	
55 A 02	0,936	----	----	6	
55 A 12	1,025	----	----	6	
55 A 13	0,897	----	----	6	

01

02

03

04

05

06

07

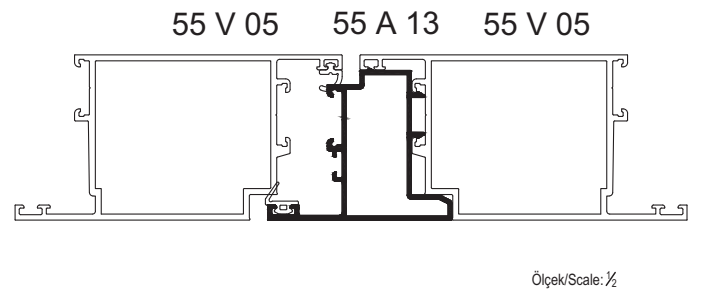
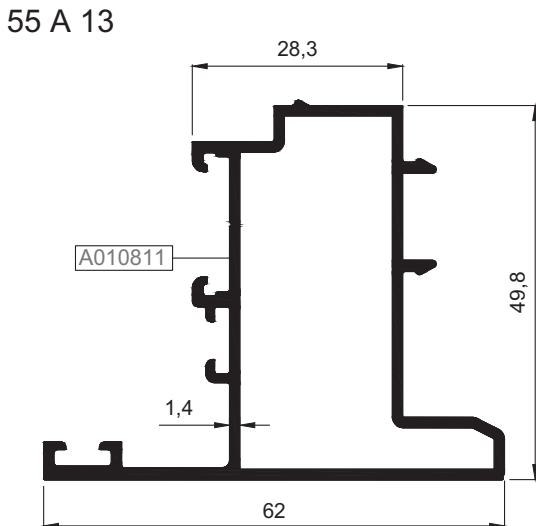
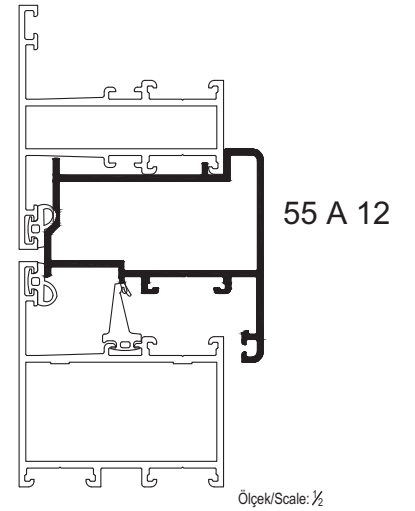
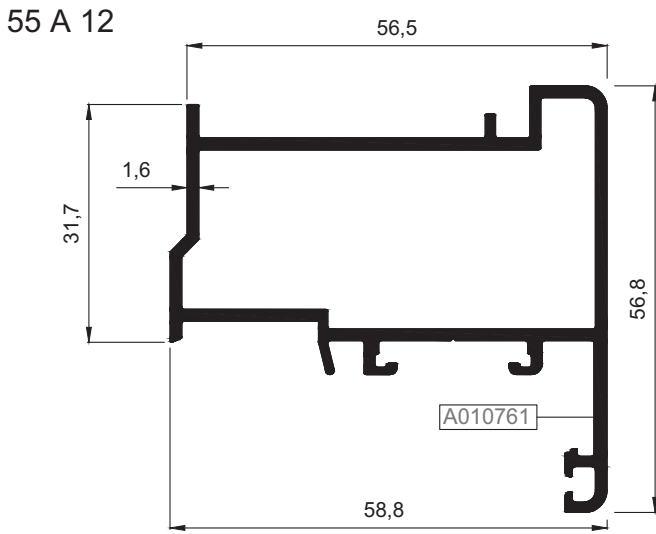
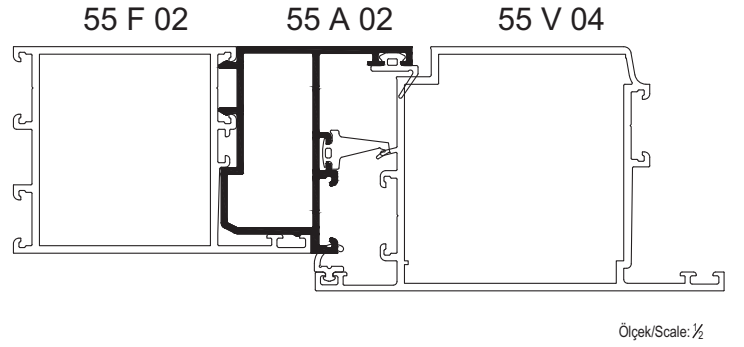
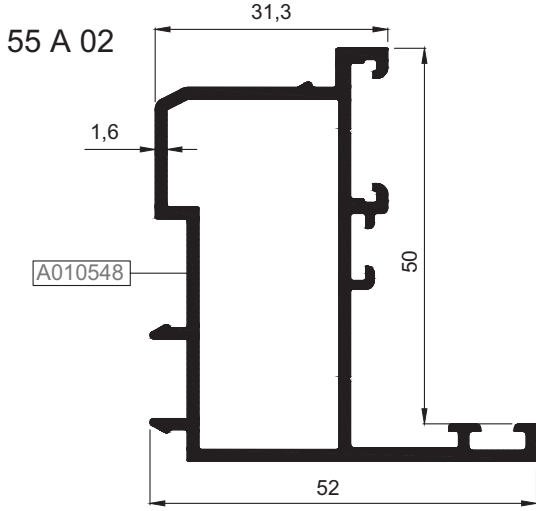
08

09

10

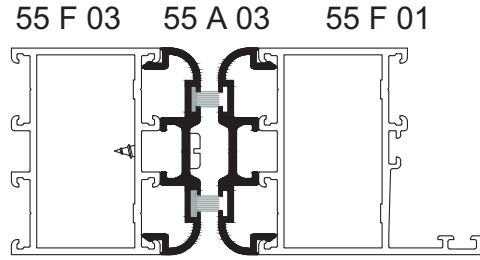
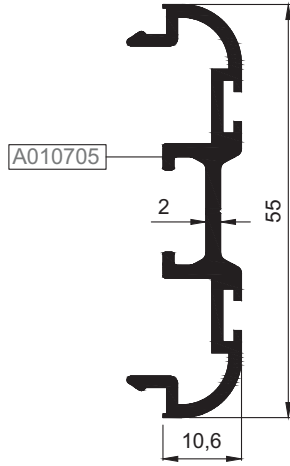
11

12



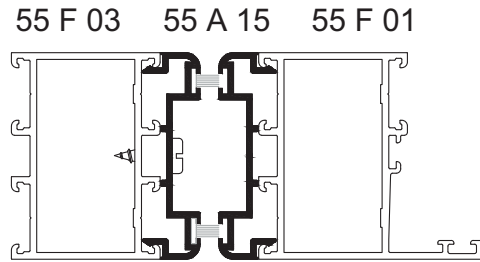
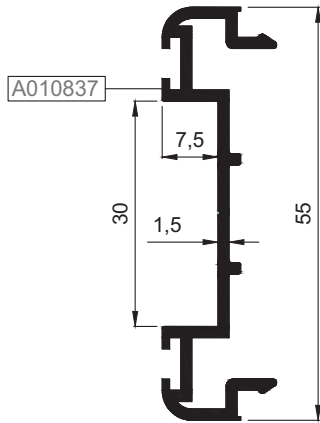
KOD / CODE	AĞIRLIK (kg/m) / WEIGHT	Jxx cm4	Jyy cm4	L m	
55 A 03	0,556	----	----	6	
55 A 15	0,463	----	----	6	
55 A 05	0,522	----	----	6	

55 A 03



Ölçek/Scale: ½

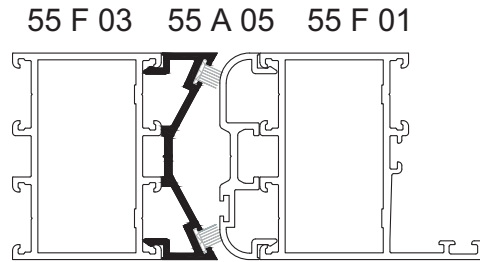
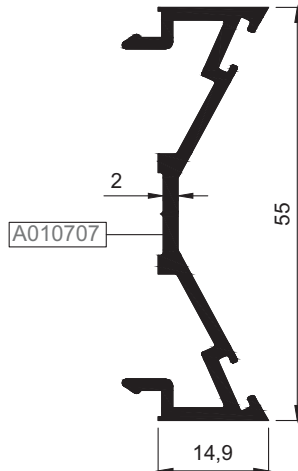
55 A 15



Ölçek/Scale: ½

**Kilit takılabilen detay
Detail for installing lock

55 A 05



Ölçek/Scale: ½

** Gömme pompa takılabilen detay
Detail for concealed door closer

01

02

03

04

05

06

07

08

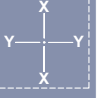
09

10

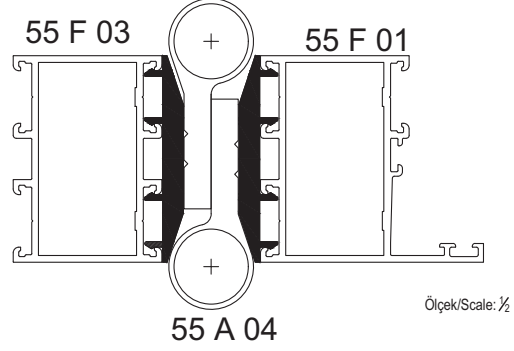
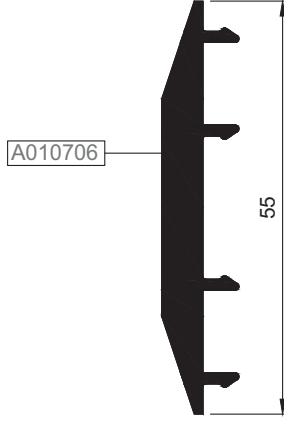
11

12

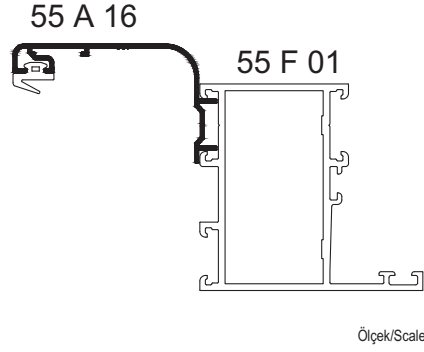
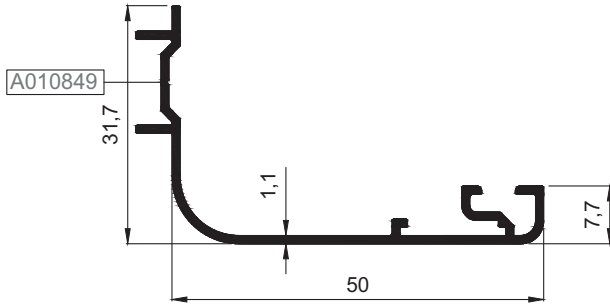
KOD / CODE	AĞIRLIK (kg/m) / WEIGHT	Jxx cm4	Jyy cm4	L m
55 A 04	0,750	----	----	6
55 A 16	0,335	----	----	6
25 P 01	0,185	----	----	6
T55 A 13	0,220	----	----	6
25 I 07	0,143	----	----	6
25 I 04	0,153	----	----	6



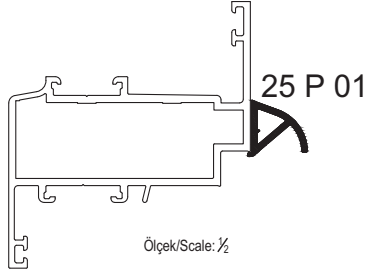
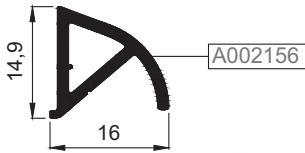
55 A 04



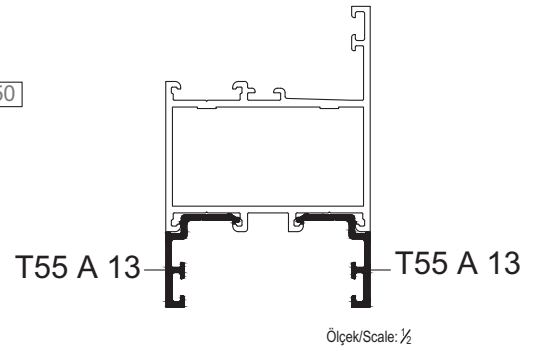
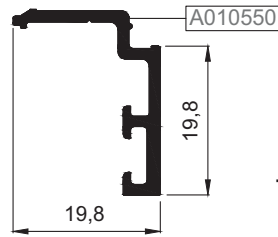
55 A 16



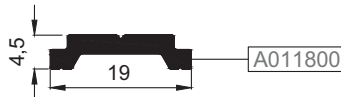
25 P 01



T55 A 13



25 I 07*

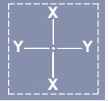


25 I 04



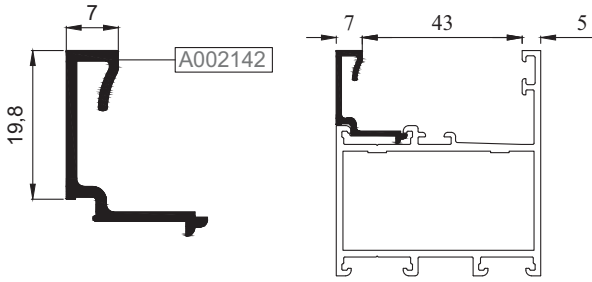
***Giesse kol ve kilitleme aksesuarları sadece 25 I 07 tij profili ile kullanılmalıdır.
Giesse handle and locking accessories should be used with only 25 I 07 rod profile

KOD / CODE	AĞIRLIK (kg/m) / WEIGHT	L m	KOD / CODE	AĞIRLIK (kg/m) / WEIGHT	L m
25 G 21	0,196	6	25 G 09	0,229	6
25 G 37	0,206	6	25 G 12	0,270	6
25 G 11	0,224	6	25 G 13	0,278	6
25 G 10	0,225	6	25 G 14	0,280	6

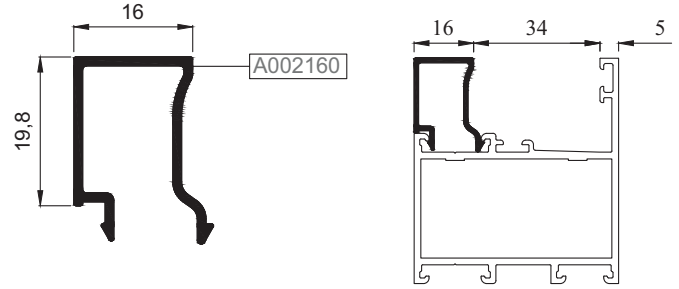


- 01
- 02
- 03
- 04
- 05
- 06
- 07
- 08
- 09
- 10
- 11
- 12

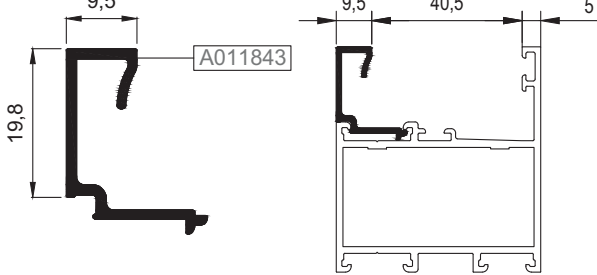
25 G 21



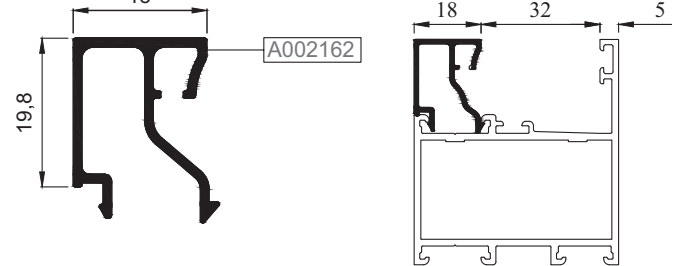
25 G 09



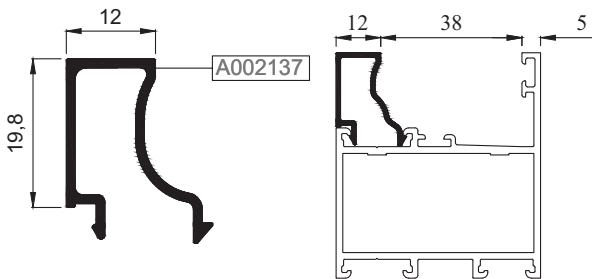
25 G 37



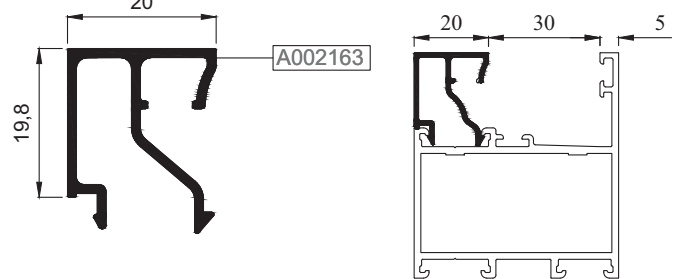
25 G 12



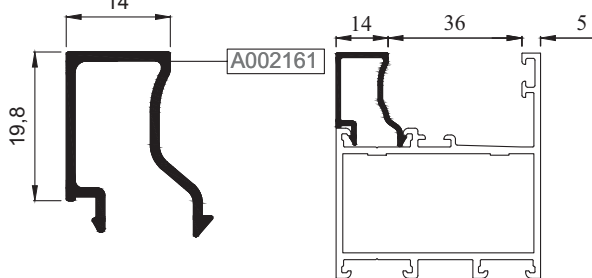
25 G 11



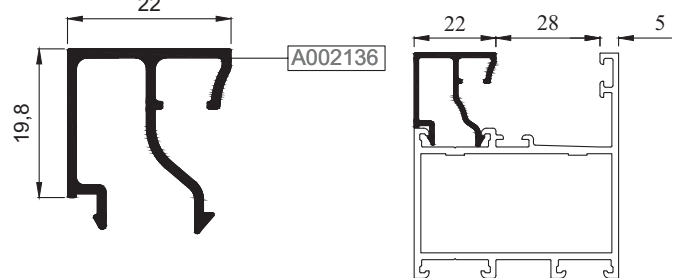
25 G 13



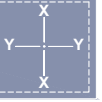
25 G 10



25 G 14



KOD / CODE	AĞIRLIK (kg/m) / WEIGHT	L m	KOD / CODE	AĞIRLIK (kg/m) / WEIGHT	L m
25 G 15	0,282	6	25 G 08	0,309	6
25 G 16	0,287	6	25 G 19	0,317	6
25 G 17	0,292	6	25 G 20	0,327	6
25 G 18	0,300	6			



01

02

03

04

05

06

07

08

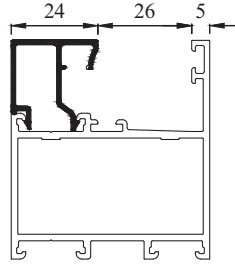
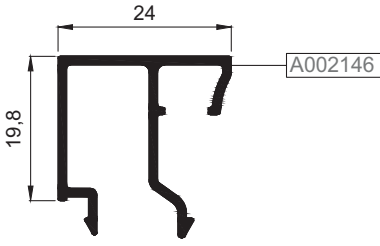
09

10

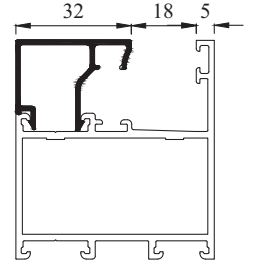
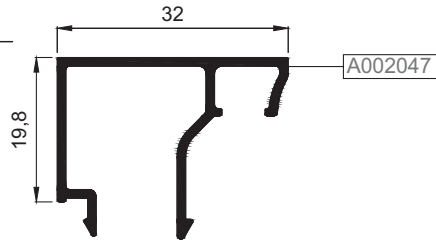
11

12

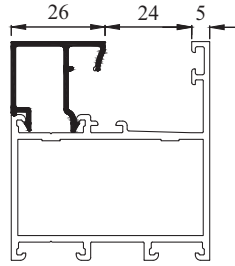
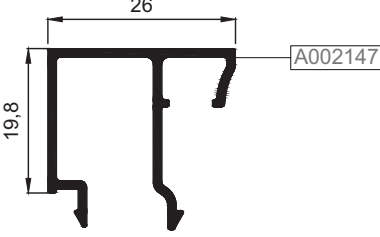
25 G 15



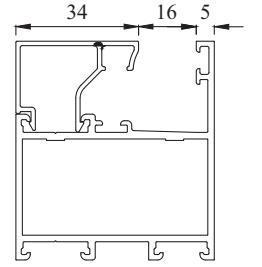
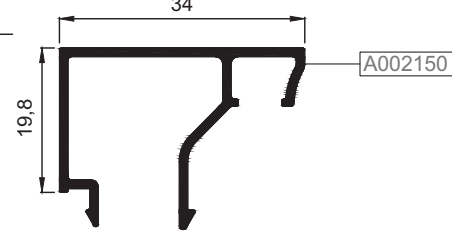
25 G 08



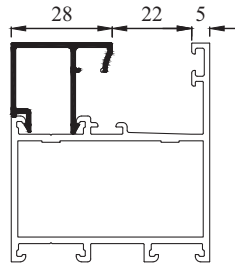
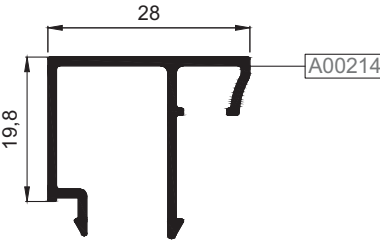
25 G 16



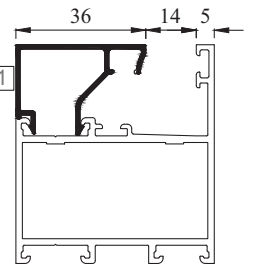
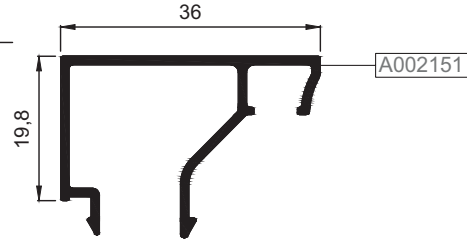
25 G 19



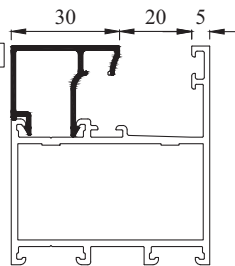
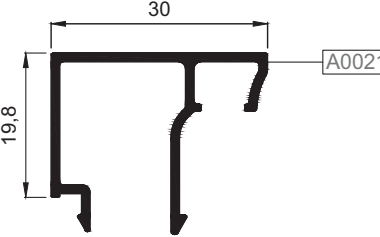
25 G 17



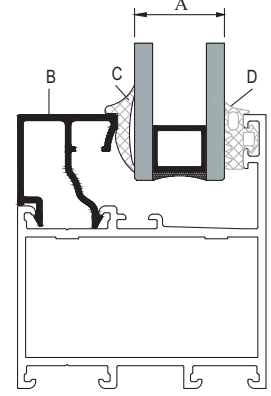
25 G 20



25 G 18



B, CAM ÇITASI GLAZING BEAD	C, İÇ CAM FİTİLİ GLASS GASKET (IN)	A, CAM KALINLIĞI GLASS THICKNESS	D, DIŞ CAM FİTİLİ GLASS GASKET (OUT)
25 G 20	01.17.05	5 mm	01.11.15
25 G 20	01.17.04	6 mm	01.11.15
25 G 20	01.17.03	7 mm	01.11.15
25 G 19	01.17.04	8 mm	01.11.15
25 G 19	01.17.03	9 mm	01.11.15
25 G 08	01.17.04	10 mm	01.11.15
25 G 08	01.17.03	11 mm	01.11.15
25 G 18	01.17.04	12 mm	01.11.15
25 G 18	01.17.03	13 mm	01.11.15
25 G 17	01.17.04	14 mm	01.11.15
25 G 17	01.17.03	15 mm	01.11.15
25 G 16	01.17.04	16 mm	01.11.15
25 G 16	01.17.03	17 mm	01.11.15
25 G 15	01.17.04	18 mm	01.11.15
25 G 15	01.17.03	19 mm	01.11.15
25 G 14	01.17.04	20 mm	01.11.15
25 G 14	01.17.03	21 mm	01.11.15
25 G 13	01.17.04	22 mm	01.11.15
25 G 13	01.17.03	23 mm	01.11.15
25 G 12	01.17.04	24 mm	01.11.15
25 G 12	01.17.03	25 mm	01.11.15
25 G 09	01.17.04	26 mm	01.11.15
25 G 09	01.17.03	27 mm	01.11.15
25 G 10	01.17.04	28 mm	01.11.15
25 G 10	01.17.03	29 mm	01.11.15
25 G 11	01.17.04	30 mm	01.11.15
25 G 11	01.17.03	31 mm	01.11.15
25 G 37	01.17.05	32 mm	01.11.15
25 G 37	01.17.04	33 mm	01.11.15
25 G 21	01.17.05	34 mm	01.11.15
25 G 21	01.17.04	35 mm	01.11.15
25 G 21	01.17.03	36 mm	01.11.15



01

02

03

04

05

06

07

08

09

10

11

12

CAM MONTAJINDA SADECE BU SİSTEM İÇİN TASARLANAN VE ÜRETİLEN FİTİLLER KULLANILMALIDIR. FARKLI MALZEME KULLANIMLARI İŞLEVSEL VE TASARIMSAL SORUNLARA SEBEP OLABİLİR. THE GASKETS USED DURING INSTALLING THE GLASS SHOULD BE ONLY THE ONES CREATED FOR THIS SYSTEM. THE USE OF OTHER MATERIALS MAY CAUSE FUNCTIONAL AND DESIGN PROBLEMS.

TABLODA VERİLEN CAM KALINLIKLARI TEORİK OLUP SİSTEMİN ISI PERFORMANS KRİTERLERİNDEN BAĞIMSIZDIR. THE GLASS THICKNESSES IN THE TABLE ARE THEORETICAL AND INDEPENDENT FROM THERMAL PERFORMANCE CRITERIA OF THE SYSTEM.

YUKARIDAKİ TABLODA VERİLEN CAM-FİTİL VE PROFİL İLİŞKİSİ TEORİK OLUP PROFİL VE CAM TOLERANSLARINDAN KAYNAKLI ÖLÇÜ FARKLILIKLARI OLUŞABİLİR. THE RELATIONSHIP BETWEEN GLASS-GASKET AND PROFILE PROVIDED IN THE TABLE IS THEORETICAL. IT MAY OCCUR SIZE DIFFERENCES FROM THE TOLERANCES OF PROFILE AND GLASS.

PROFİL KODU (PROFILE CODE)	25 L 16	25 L 20	25 L 25	25 L 26
FABRİKA KODU(FACTORY CODE)	A002061	A002166	A010539	A010540
AĞIRLIK (WEIGHT)	3,554 kg/m	6,233 kg/m	8,394 kg/m	4,870 kg/m
ÇİZİM (DRAWING)				

PROFİL KODU (PROFILE CODE)	25 L 27	25 L 28	25 L 32	25 L 44
FABRİKA KODU(FACTORY CODE)	A010541	A010542	A002430	A010786
AĞIRLIK (WEIGHT)	13,237 kg/m	3,689 kg/m	3,702 kg/m	6,652 kg/m
ÇİZİM (DRAWING)				

PROFİL KODU (PROFILE CODE)	25 J 07
FABRİKA KODU(FACTORY CODE)	A010652
AĞIRLIK (WEIGHT)	1,217 kg/m
ÇİZİM (DRAWING)	

KÖŞE TAKOZLARI (CORNER CLEAT)				
Nr		L m	KESİM ÖLÇÜSÜ CUTTING SIZE	AKS. KODU ACS. CODE
55 F 01	A010532	25 L 16 (A002061)	51,1 mm	148 L 16
55 F 02	A010535	25 L 26 (A010540)	50,7 mm	149 L 26
55 F 03	A010704	25 L 16 (A002061)	51,1 mm	148 L 16
55 F 04	A010703	25 L 26 (A010540)	50,7 mm	149 L 26
55 F 05	A010709	25 L 26 (A010540)	40,7 mm	180 L 26
55 F 06	A010790	25 L 16 (A002061)	51,1 mm	148 L 16
55 F 08	A010988	25 L 16 (A002061)	51,9 mm	216 L 16
55 F 09	A010989	25 L 26 (A010540)	51,9 mm	216 L 26
55 F 11	A011177	25 L 16 (A002061)	51,9 mm	216 L 16
55 F 13	A011378	25 L 20 (A002166)	51,1 mm	148 L 20
55 F 14	A011849	25 L 28 (A010542)	51,1 mm	148 L 28
55 V 01	A010533	25 L 32 (A002430)	44,4 mm	144 L 32
55 V 02	A010551	25 L 20 (A002166)	52,9 mm	145 L 20
55 V 03	A010520	25 L 25 (A010539)	52,2 mm	178 L 25
55 V 04	A010547	25 L 25 (A010539)	46,7 mm	147 L 25
55 V 05	A010708	25 L 25 (A010539)	42,2 mm	179 L 25
55 V 07	A010836	25 L 25 (A010539)	52,2 mm	178 L 25
55 V 08	A010990	25 L 20 (A002166)	53,6 mm	202 L 20
55 V 09	A010991	25 L 44 (A010786)	53,6 mm	202 L 44
55 V 10	A010995	25 L 44 (A010786)	53,6 mm	202 L 44
55 M 01	A010534	25 L 28 (A010542)	51,1 mm	148 L 28
55 M 02	A010531	25 L 16 (A002061)	51,1 mm	148 L 16
55 M 03	A010514	25 L 27 (A010541)	50,7 mm	149 L 27
55 M 04	A010515	25 L 16 (A002061)	51,1 mm	148 L 16
55 M 05	A010534	25 L 28 (A010542)	51,1 mm	148 L 28
55 M 06	A010758	25 L 16 (A002061)	51,1 mm	148 L 16
55 M 07	A010992	25 L 28 (A010542)	51,9 mm	216 L 28
55 M 08	A010993	25 L 44 (A010786)	51,9 mm	216 L 44
55 M 09	A011848	25 L 16 (A002061)	50,7 mm	149 L 16

ORTA KAYIT BAĞLANTI (MULLION CONNECTION PIECE)				
Nr		L m	KESİM ÖLÇÜSÜ CUTTING SIZE	AKS. KODU ACS. CODE
55 M 01	A010534	25 J 07(A010652)	10,9 mm	152 J 07
55 M 02	A010531	25 J 07(A010652)	25,5 mm	135 J 07
55 M 03	A010514	25 J 07(A010652)	46,5 mm	154 J 07
55 M 04	A010515	25 J 07(A010652)	70,1 mm	155 J 07
55 M 05	A010601	25 J 07(A010652)	15,1 mm	153 J 07
55 M 06	A010758	25 J 07(A010652)	25,5 mm	135 J 07
55 M 07	A010992	25 J 07(A010652)	10,9 mm	152 J 07
55 M 08	A010993	25 J 07(A010652)	39,7 mm	187 J 07
55 M 09	A011848	25 J 07(A010652)	25,5 mm	135 J 07
55 K 01	A010516	25 J 07(A010652)	110,1 mm	156 J 07
55 K 03	A010994	25 J 07(A010652)	70,1 mm	155 J 07
55 K 04	A011808	25 J 07(A010652)	144,8 mm	338 J 07
55 K 05	A011809	25 J 07(A010652)	126,3 mm	339 J 07

STOKTA BULUNAN SİSTEM PROFİLLERİNİN LİSTESİ
(LIST OF SYSTEM PROFILES IN STOCK)

Nr		MIN. SİPARİŞ MİKTARI MIN. ORDER QUANTITY
55 F 01	A010532	75 kg
55 F 02	A010535	75 kg
55 F 08	A010988	75 kg
55 F 09	A010989	75 kg
55 V 02	A010551	75 kg
55 V 03	A010520	75 kg
55 V 04	A010547	75 kg
55 V 08	A010990	75 kg
55 V 09	A010991	75 kg
55 M 01	A010534	75 kg
55 M 02	A010531	75 kg
55 M 03	A010514	75 kg
55 M 04	A010515	75 kg
55 M 05	A010601	75 kg
55 M 07	A010992	75 kg
55 M 08	A010993	75 kg
55 K 01	A010516	75 kg
55 K 03	A010994	75 kg
55 A 01	A010536	75 kg
55 A 03	A010705	75 kg
55 A 04	A010706	75 kg
55 A 09	A010760	75 kg

* STOKTA BULUNMAYAN TÜM PROFİLLER İÇİN MİNİMUM SİPARİŞ MİKTARI 300 KG'DİR.
MINIMUM ORDER QUANTITY FOR ALL THE PROFILES THAT ARE NOT IN STOCK IS 300 KG.

01

02

03

04

05

06

07

08

09

10

11

12

MİMARİ KATALOG ARCHITECTURAL CATALOGUE

Alüminyum Kapı Pencere ve Giydirme Cephe Sistemleri
Aluminium Door Window and Facade Systems

RW55

DETAYLAR

DETAILS

01

02

03

04

05

06

07

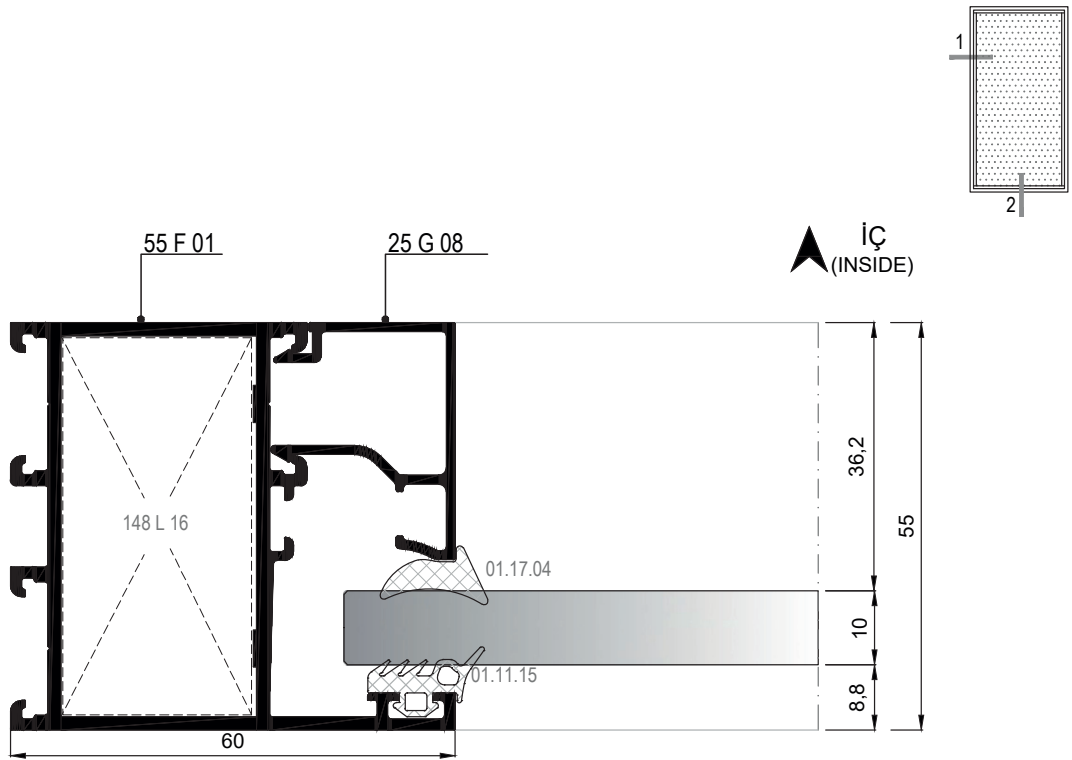
08

09

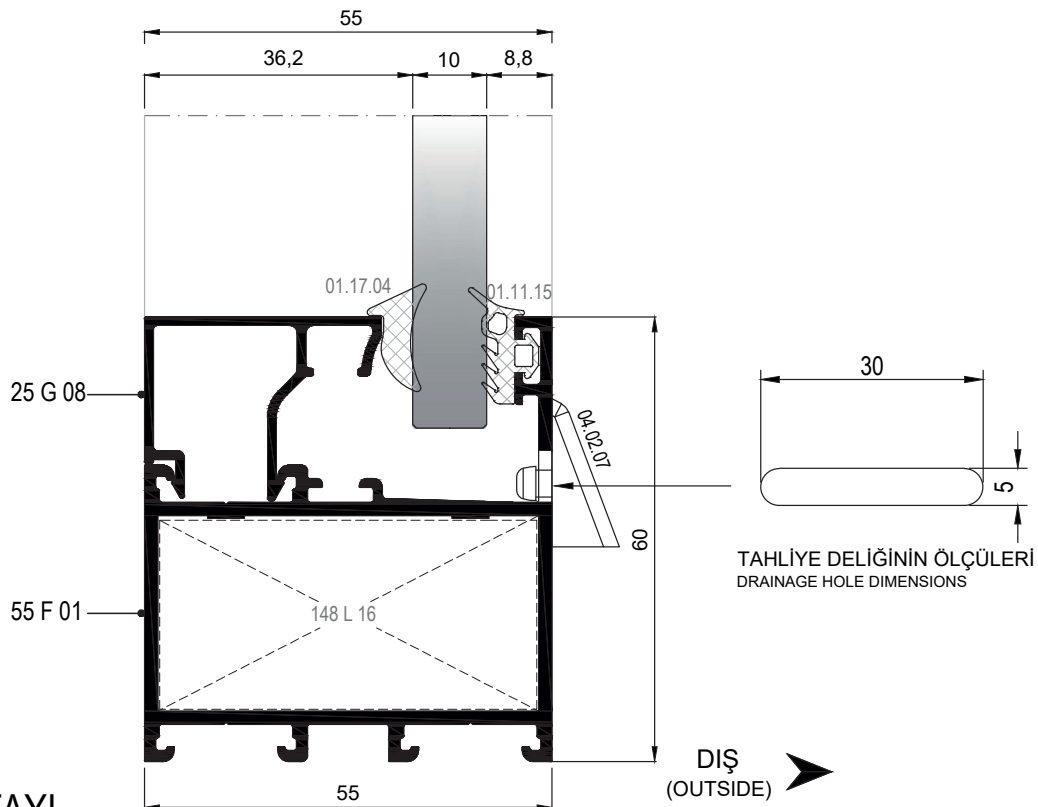
10

11

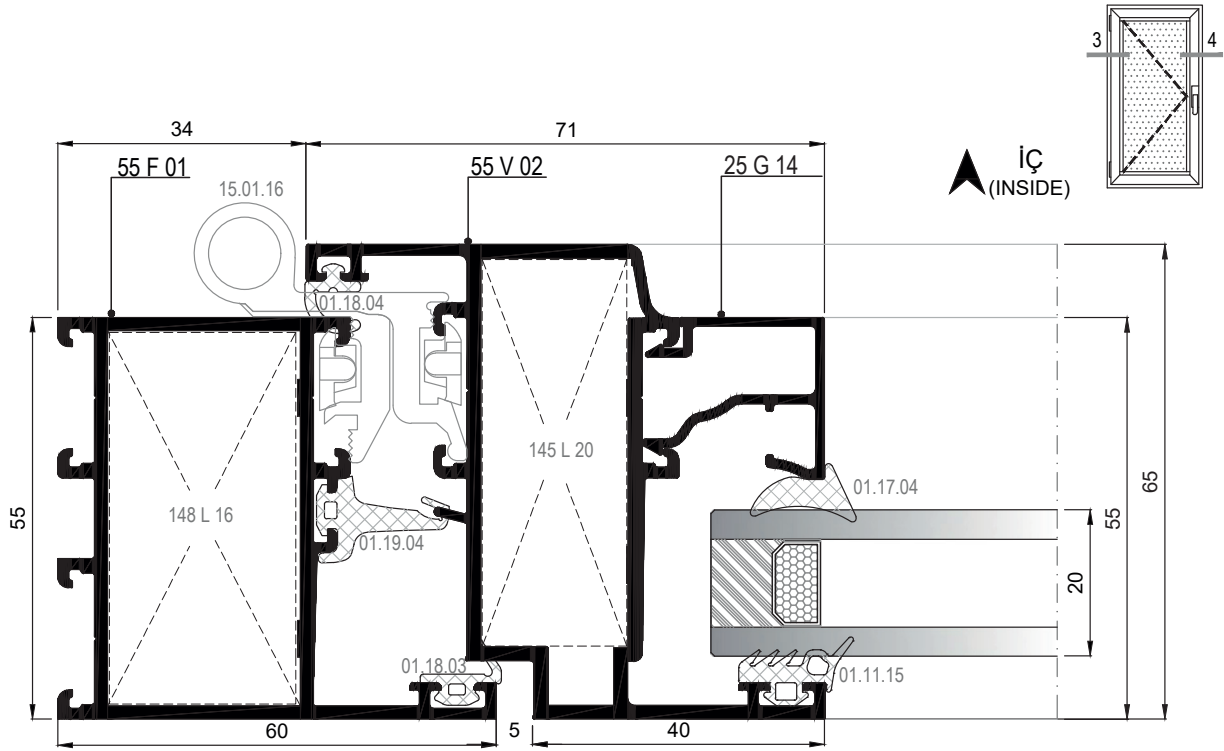
12



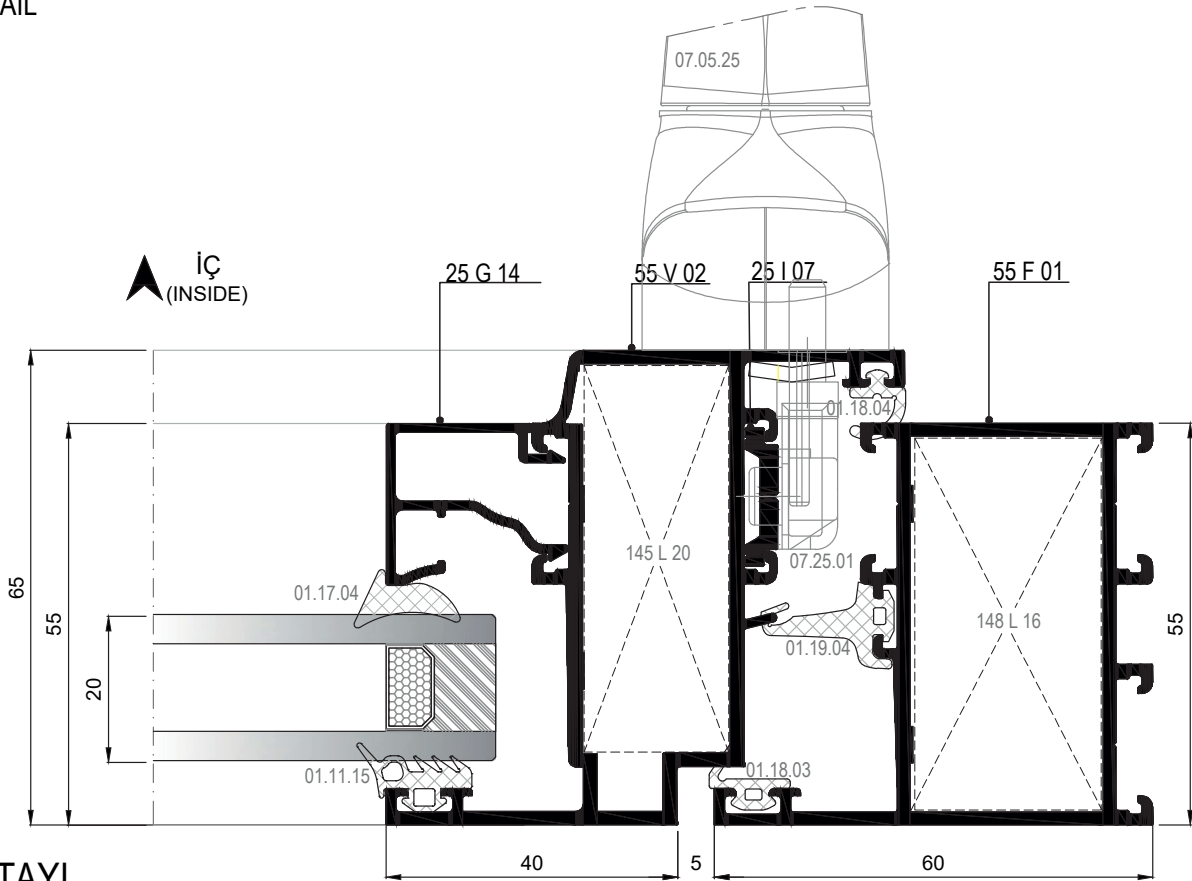
① DETAYI
DETAIL



② DETAYI
DETAIL



③ DETAYI
DETAIL



④ DETAYI
DETAIL

01

02

03

04

05

06

07

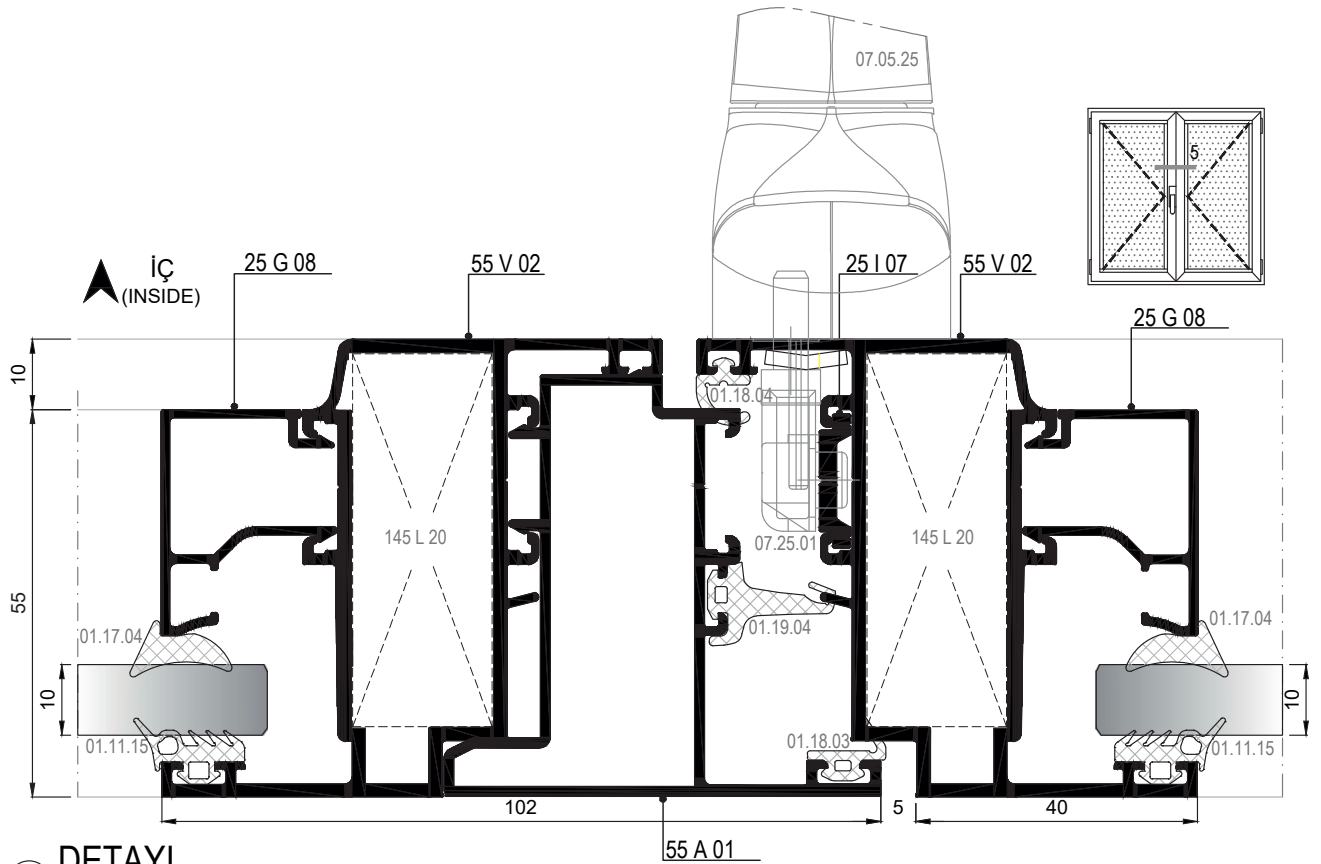
08

09

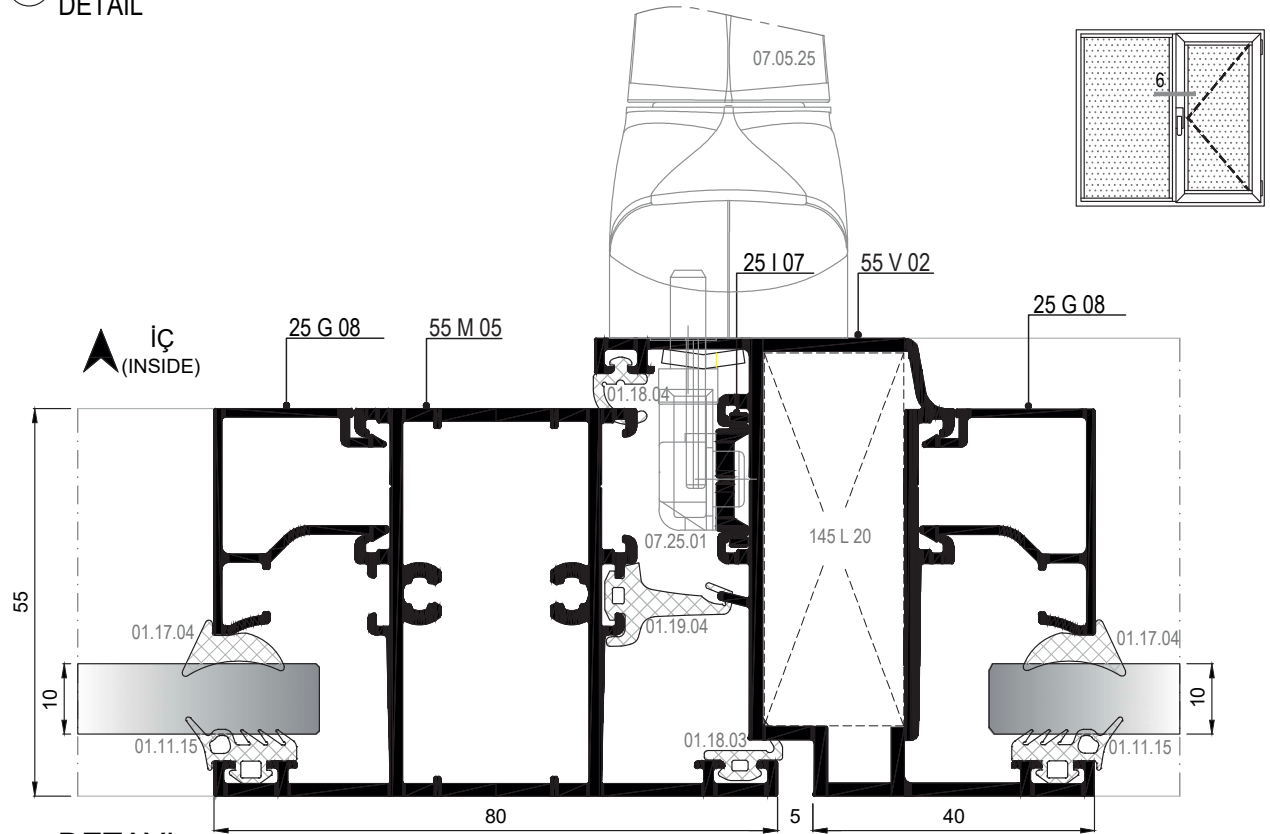
10

11

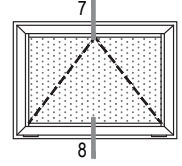
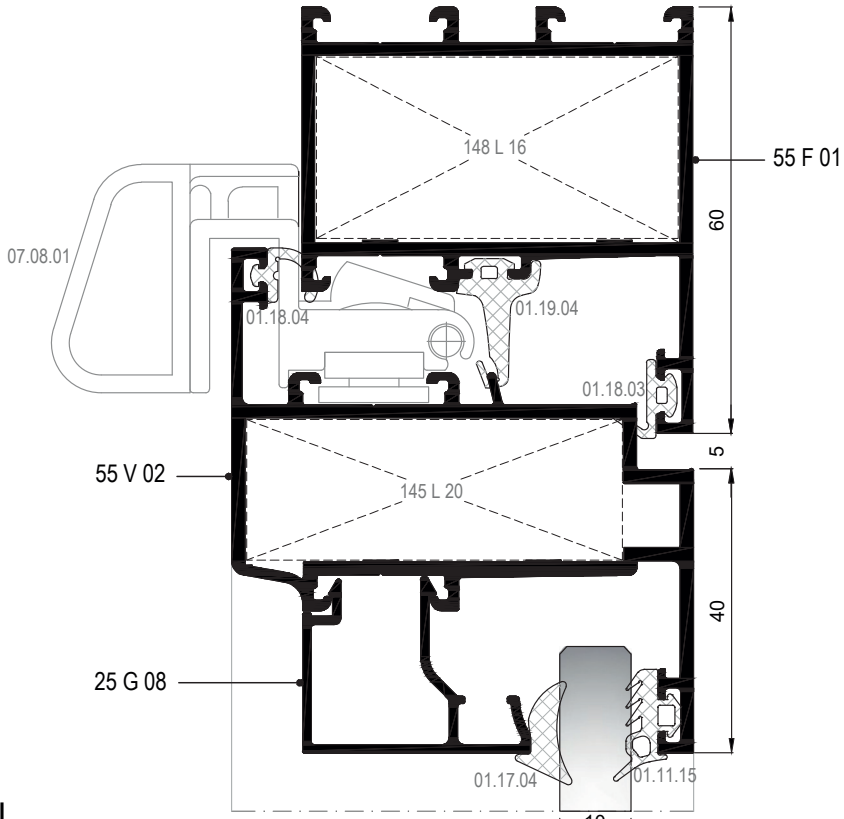
12



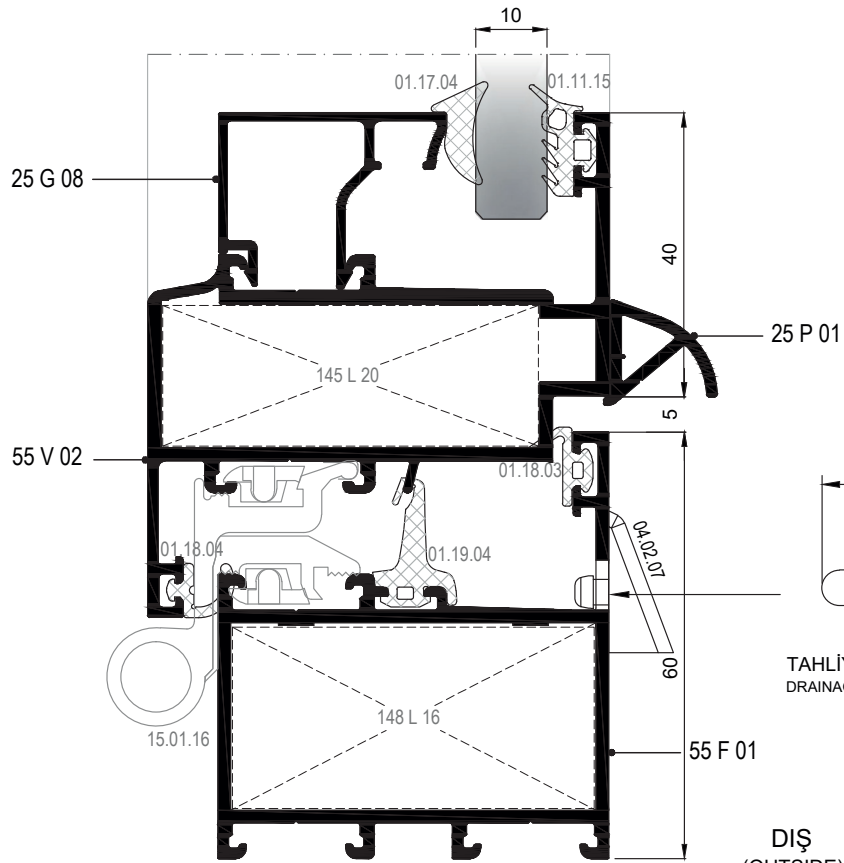
5 DETAYI
DETAIL



6 DETAYI
DETAIL



7 DETAYI
DETAIL



TAHLİYE DELİĞİNİN ÖLÇÜLERİ
DRAINAGE HOLE DIMENSIONS

8 DETAYI
DETAIL

01

02

03

04

05

06

07

08

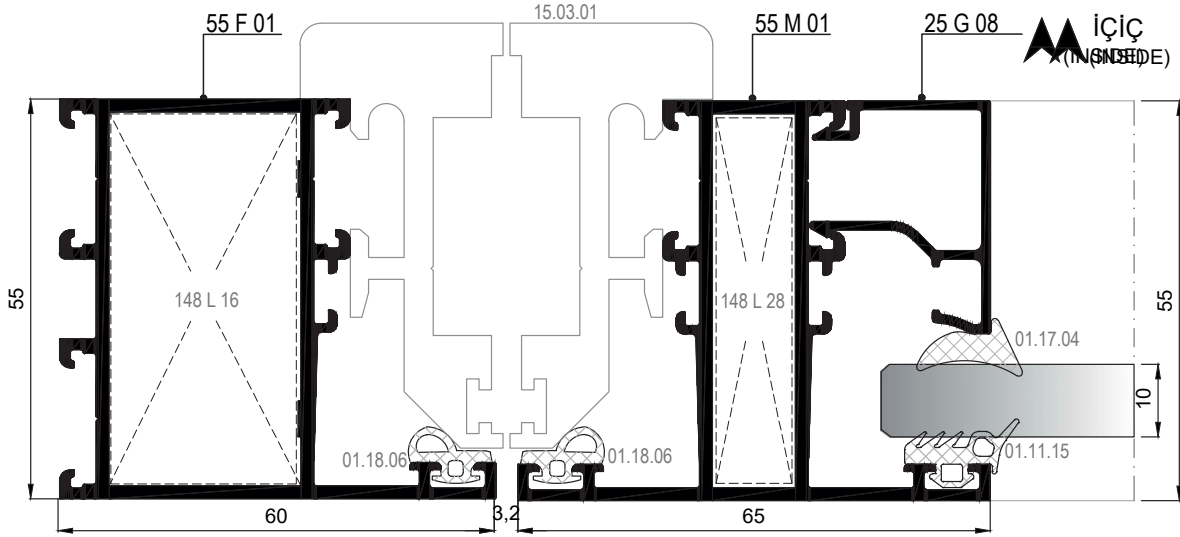
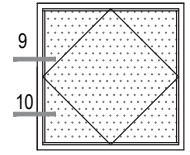
09

10

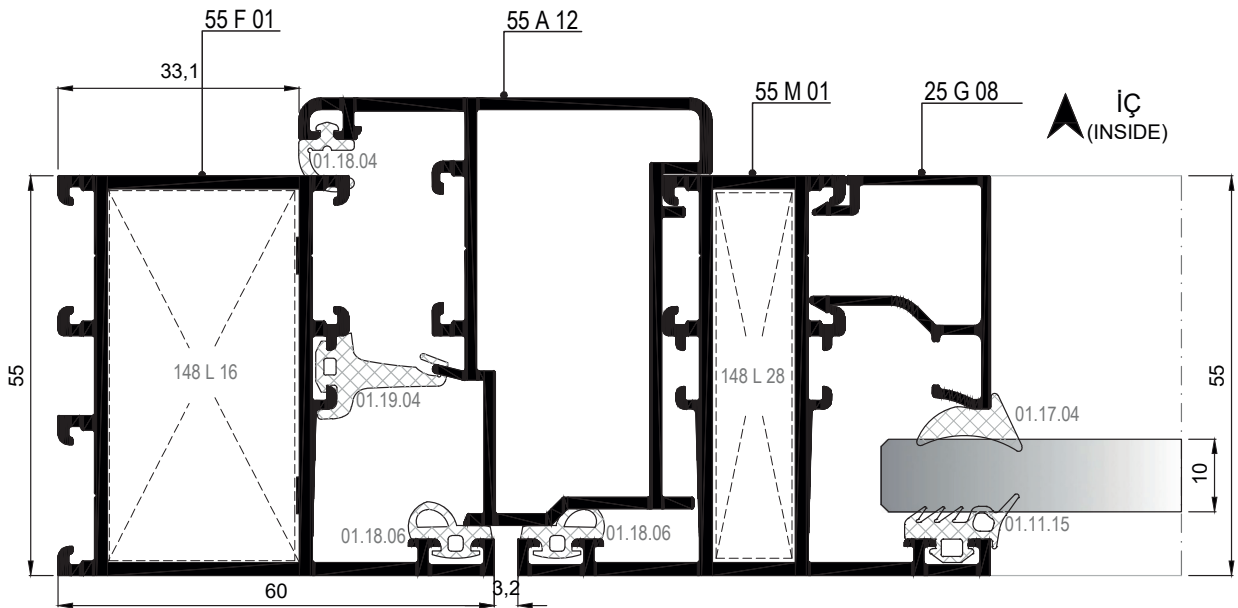
11

12

PİVOT DETAYLARI
PIVOT OPENING DETAILS

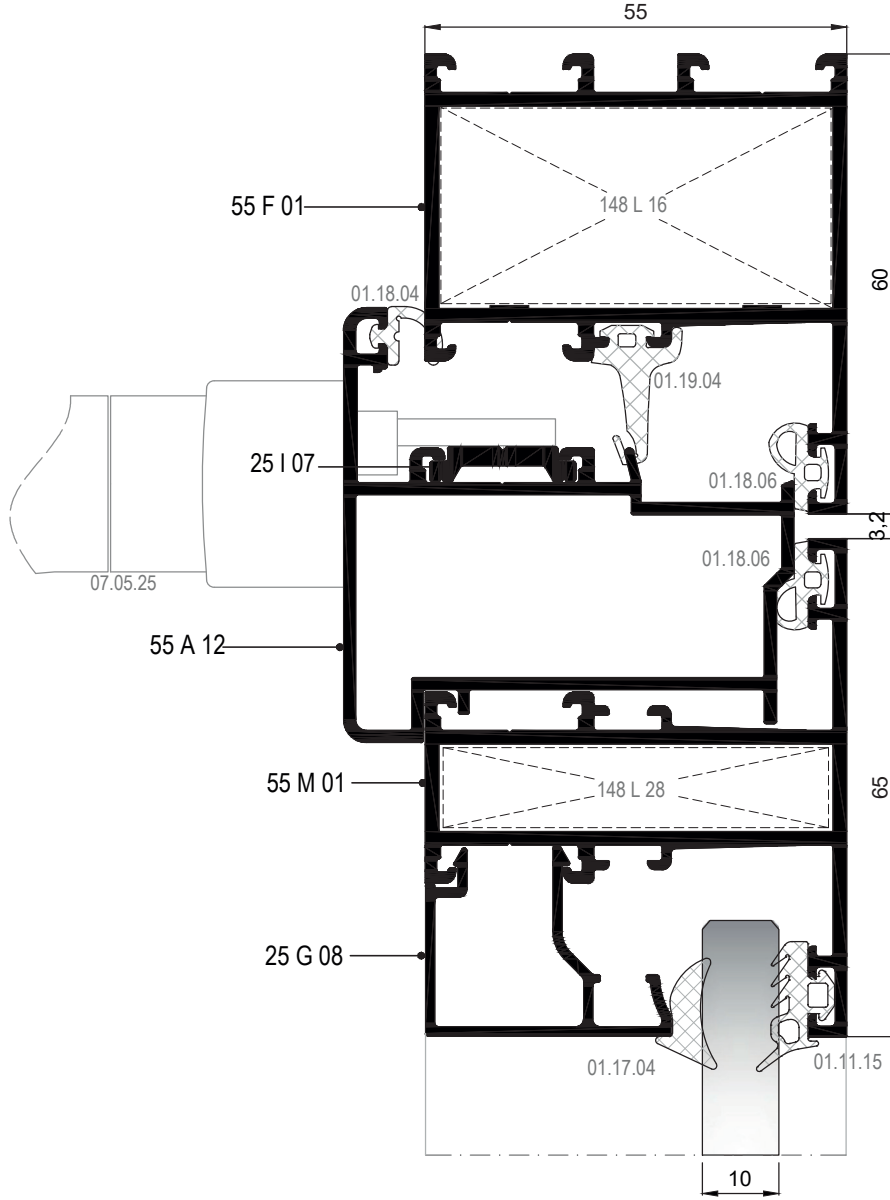
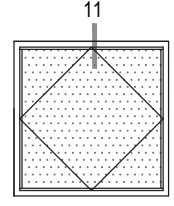


9 DETAYI
DETAIL



10 DETAYI
DETAIL

PİVOT DETAYLARI
PIVOT OPENING DETAILS



DIŞ
(OUTSIDE) ➔

11 DETAYI
DETAIL

01

02

03

04

05

06

07

08

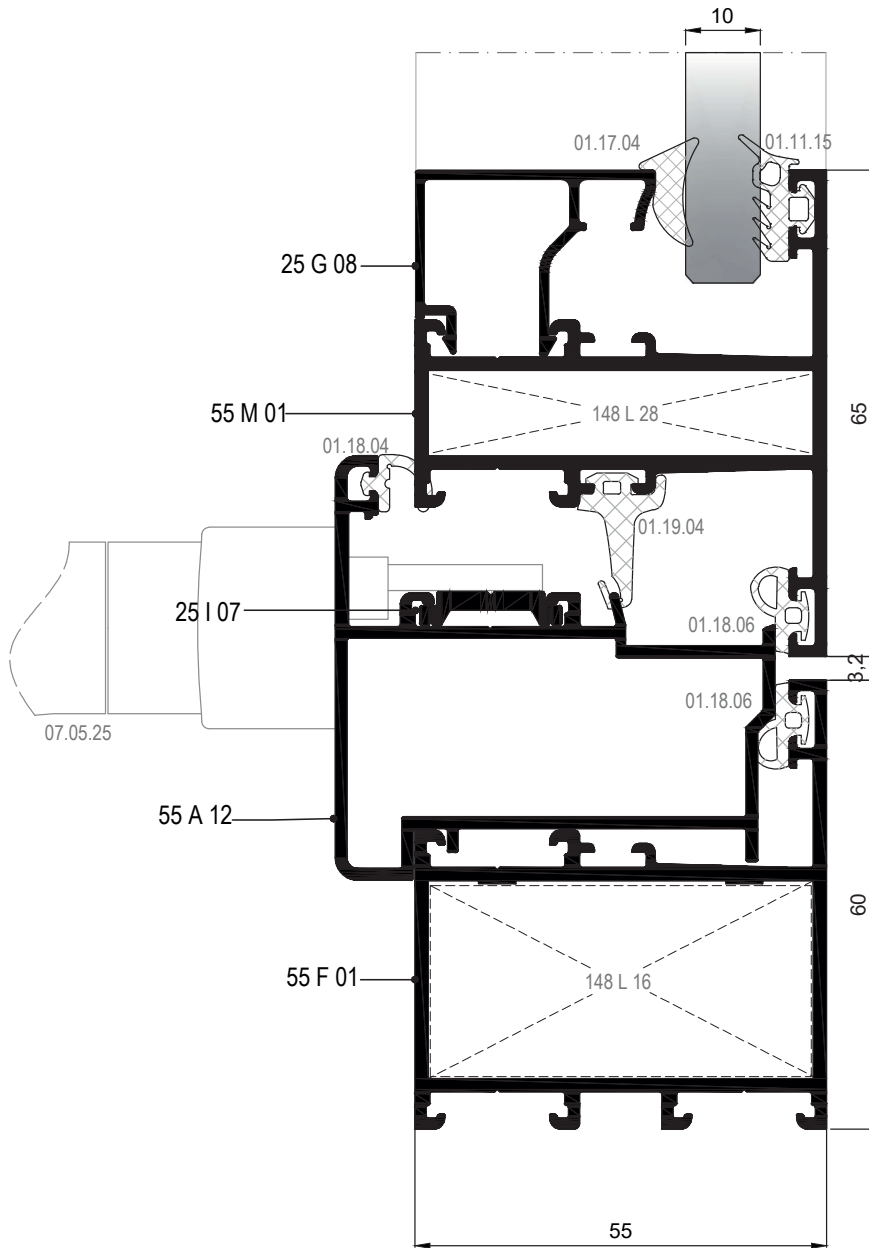
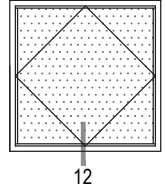
09

10

11

12

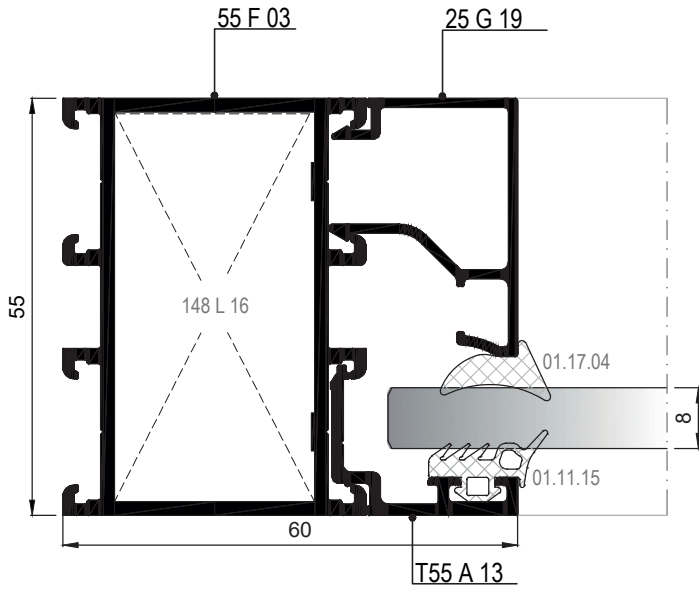
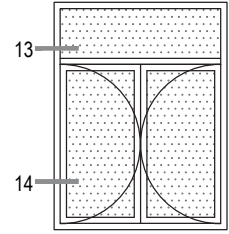
PİVOT DETAYLARI
PIVOT OPENNING DETAILS



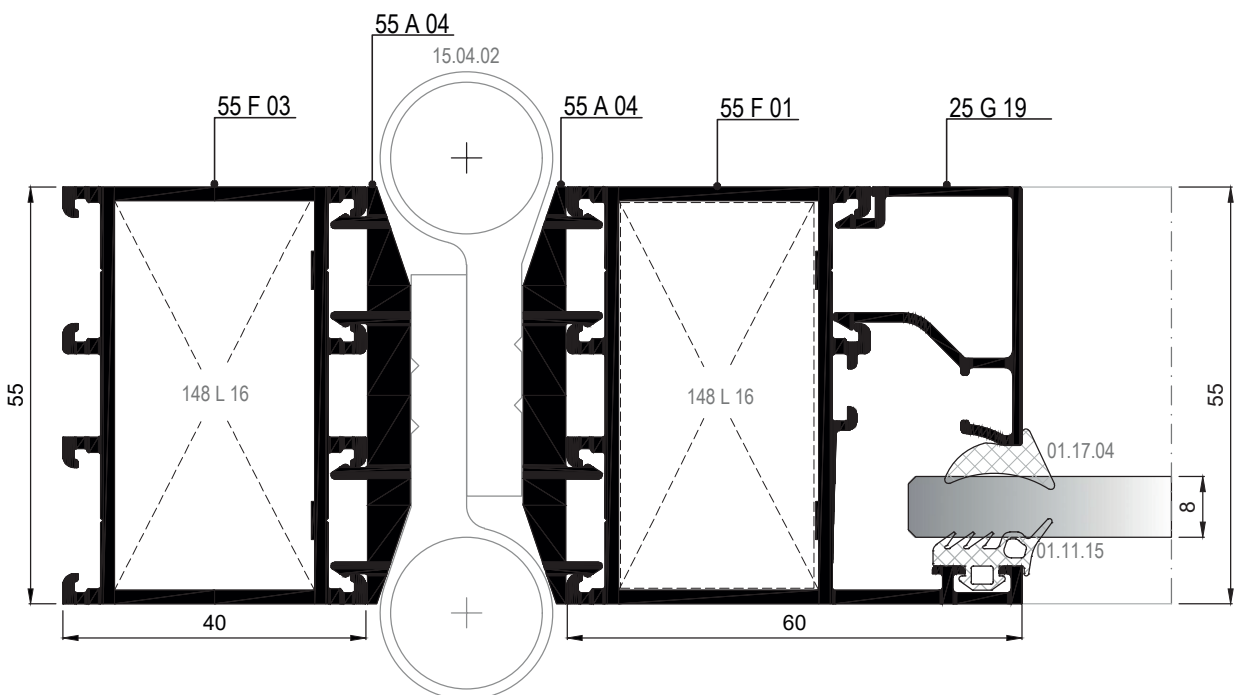
DIŞ
(OUTSIDE) ➔

12 DETAYI
DETAIL

ÇARPMA KAPI DETAYLARI
SWINGING DOOR DETAILS



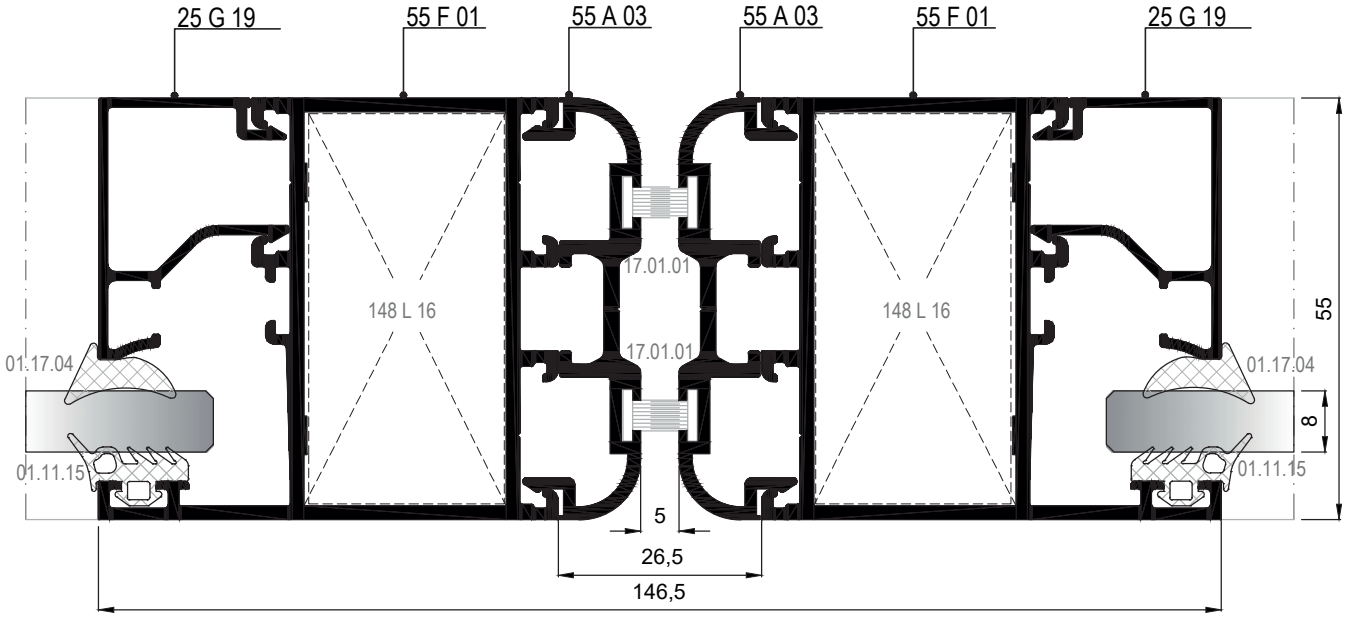
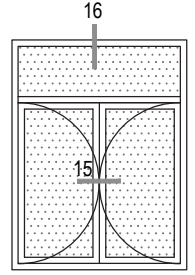
13 DETAYI
DETAIL



14 DETAYI
DETAIL

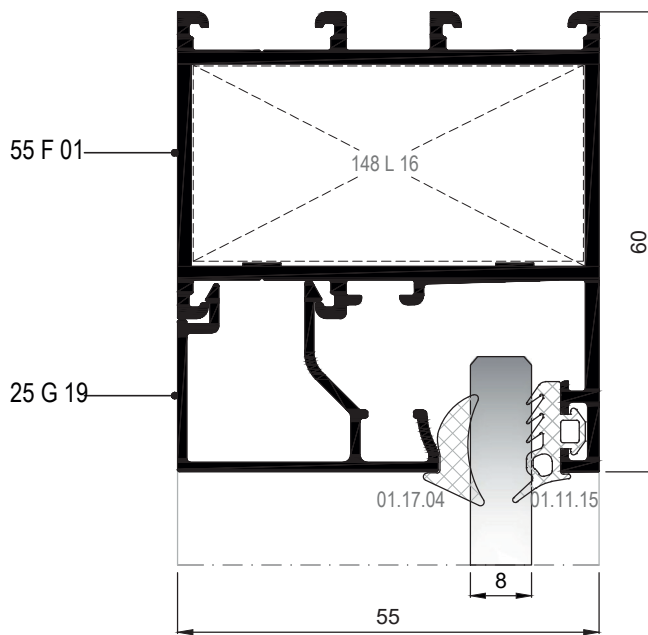
- 01
- 02
- 03
- 04
- 05
- 06
- 07
- 08
- 09
- 10
- 11
- 12

ÇARPMA KAPI DETAYLARI
SWINGING DOOR DETAILS



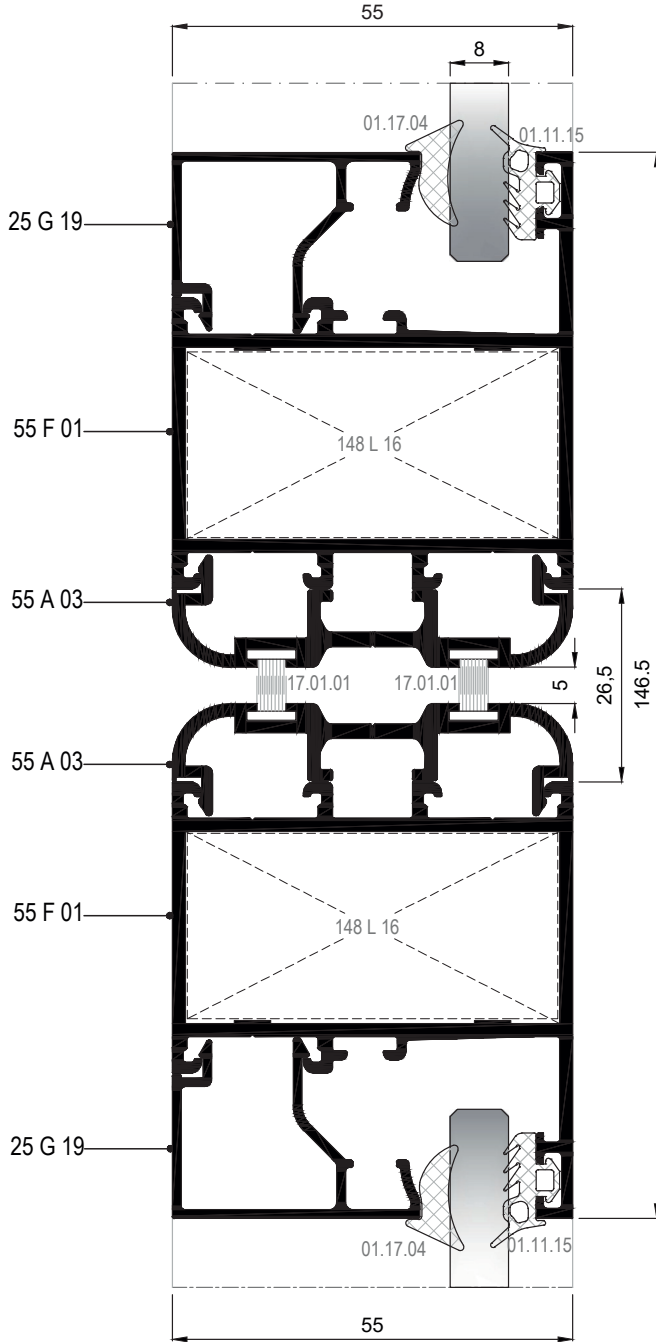
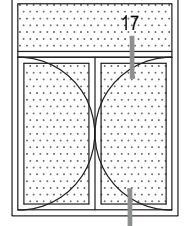
15 DETAYI
DETAIL

16

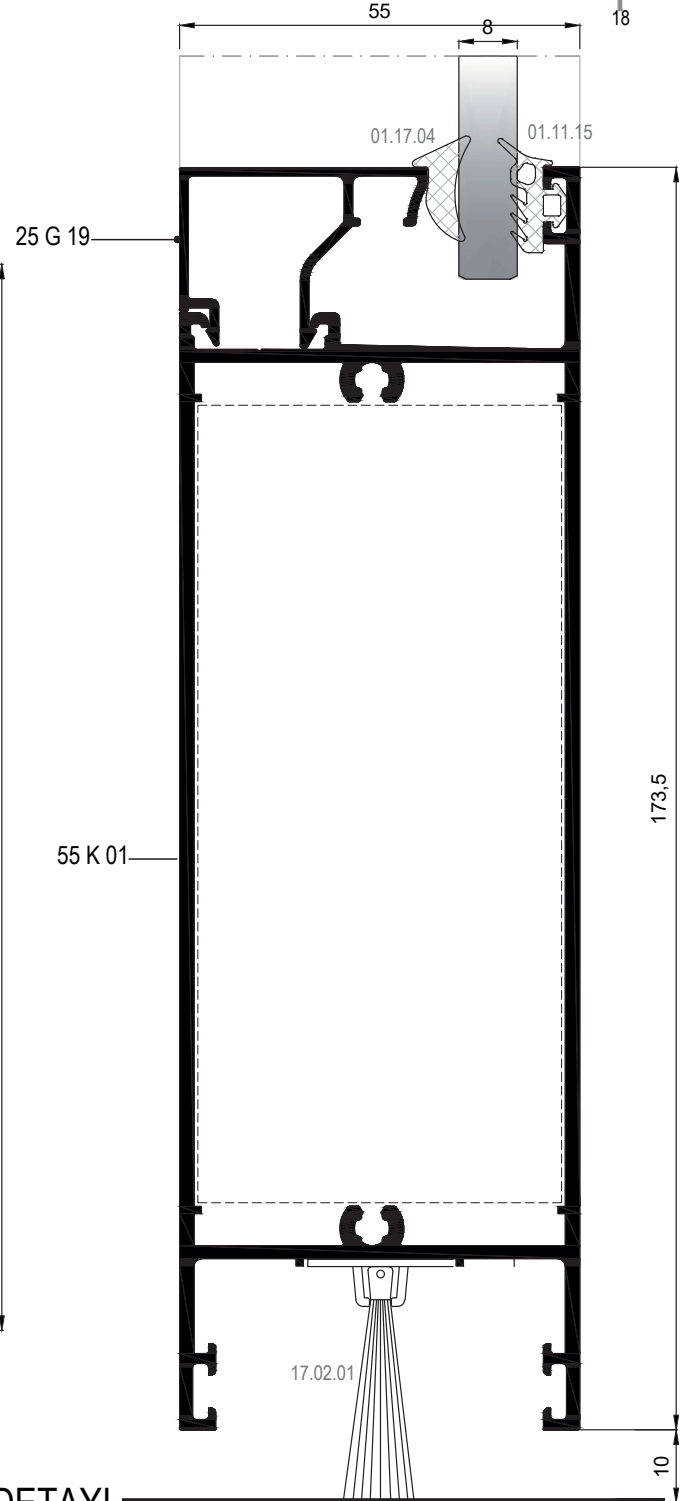


16 DETAYI
DETAIL

ÇARPMA KAPI DETAYLARI
SWINGING DOOR DETAILS



17 DETAYI
DETAIL



18 DETAYI
DETAIL

01

02

03

04

05

06

07

08

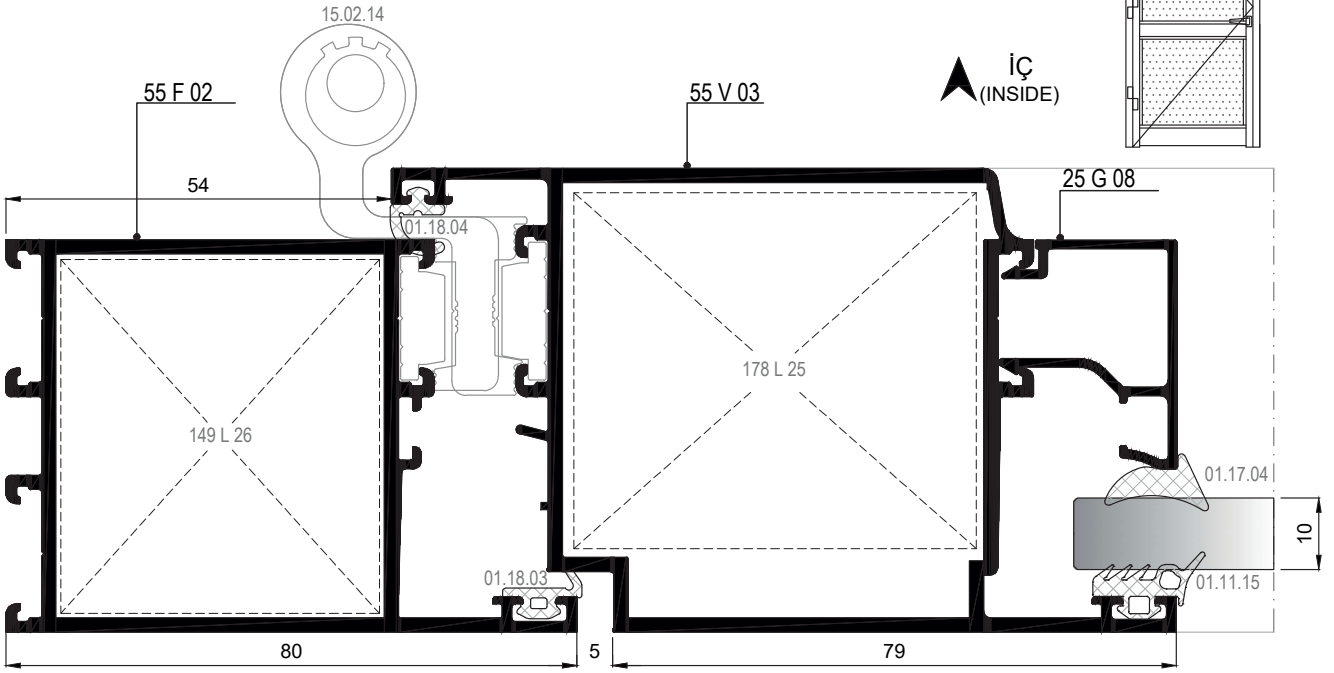
09

10

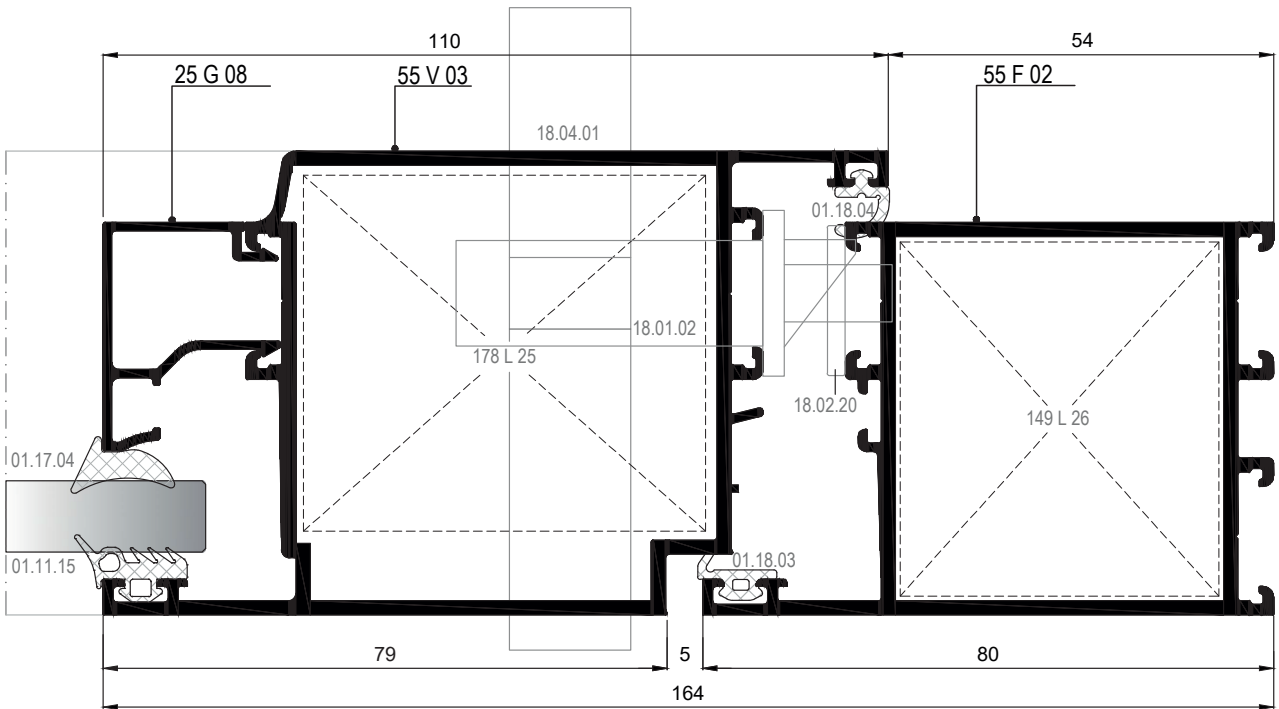
11

12

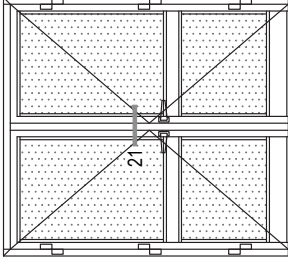
İÇE AÇILIM BİNİLİ KAPI DETAYLARI
INWARD OPENING DOOR DETAILS



19 DETAYI
DETAIL

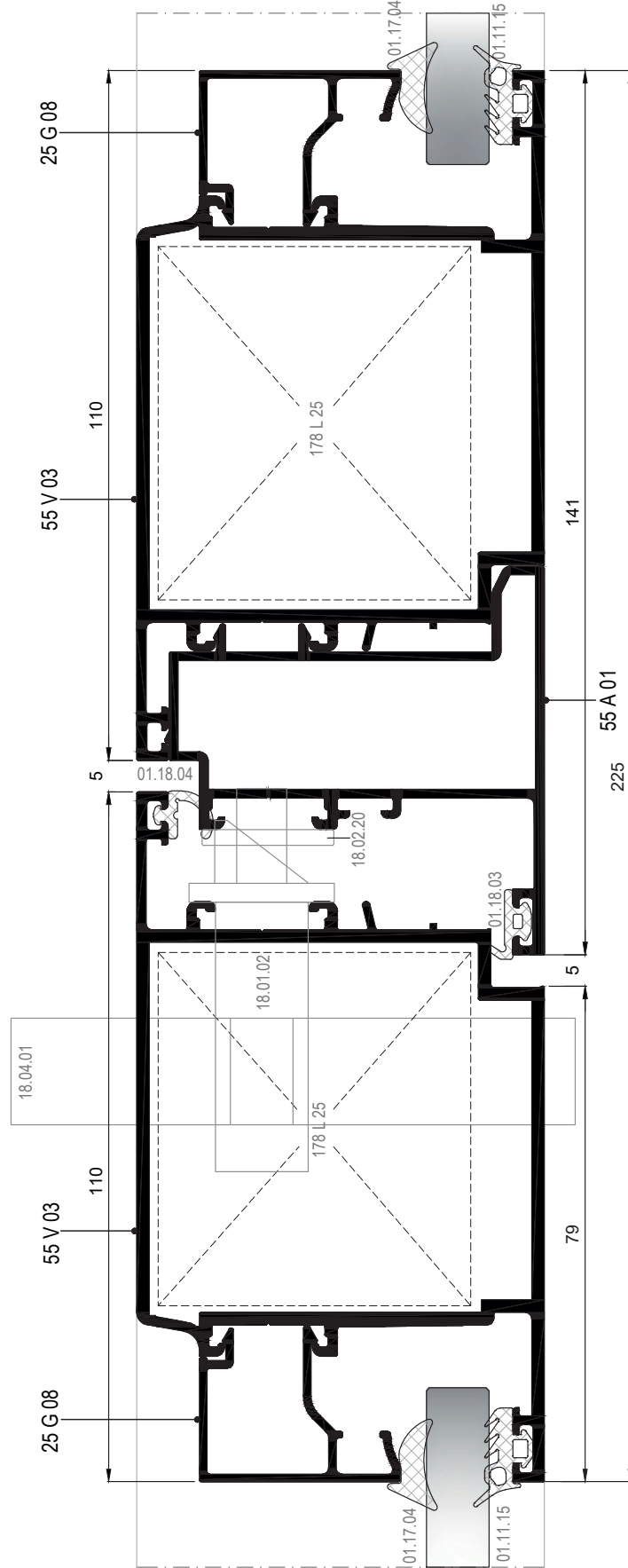


20 DETAYI
DETAIL



İÇE AÇILIM BİNLİ KAPI DETAYLARI
INWARD OPENING DOOR DETAILS

21 DETAYI
DETAIL



DIŞ
(OUTSIDE)

01

02

03

04

05

06

07

08

09

10

11

12

İÇE AÇILIM BİNLİ KAPI DETAYLARI
INWARD OPENING DOOR DETAILS

01

02

03

04

05

06

07

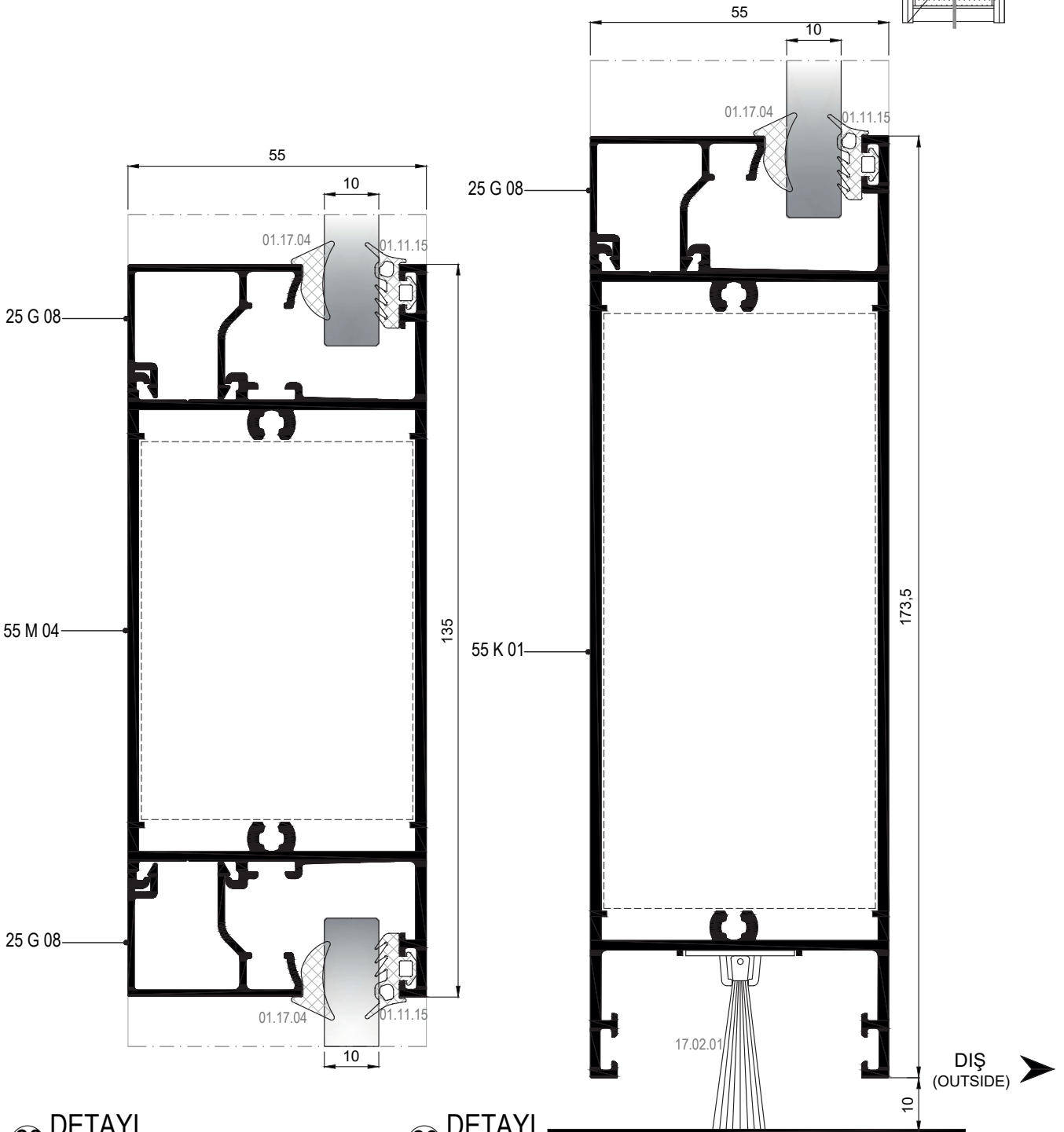
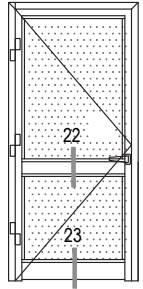
08

09

10

11

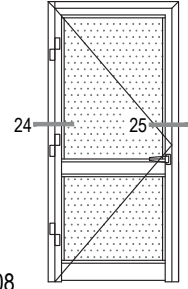
12



22 DETAYI
DETAIL

23 DETAYI
DETAIL

DIŐA AÇILIM BİNİLİ KAPI DETAYLARI
OUTWARD OPENING DOOR DETAILS



01

02

03

04

05

06

07

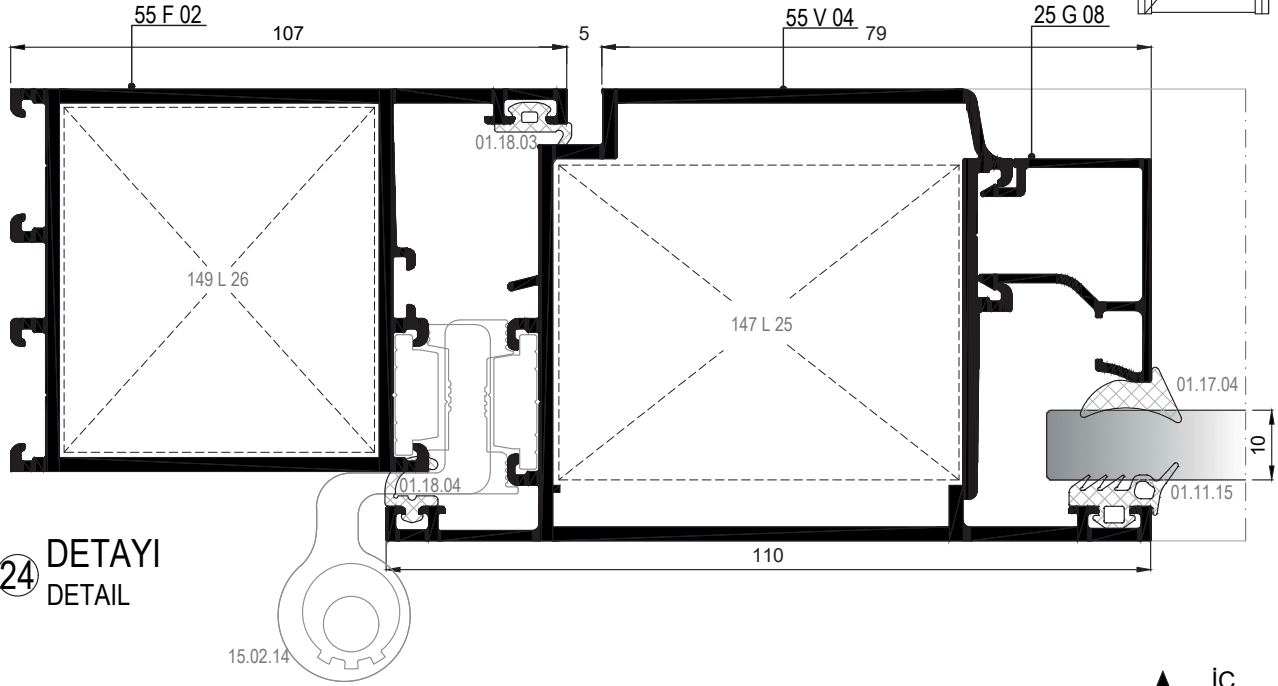
08

09

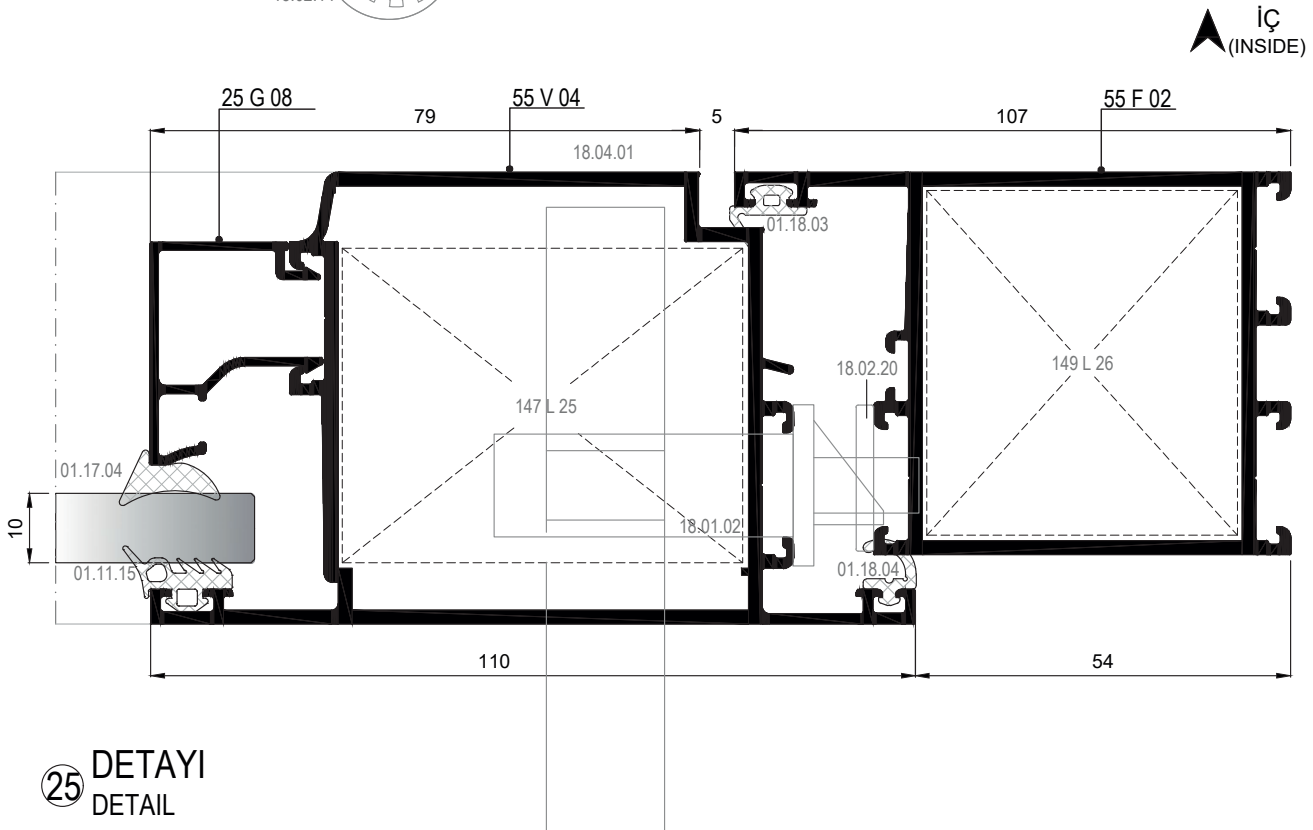
10

11

12



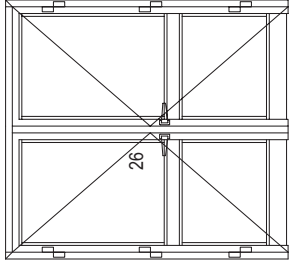
24 DETAYI
DETAIL



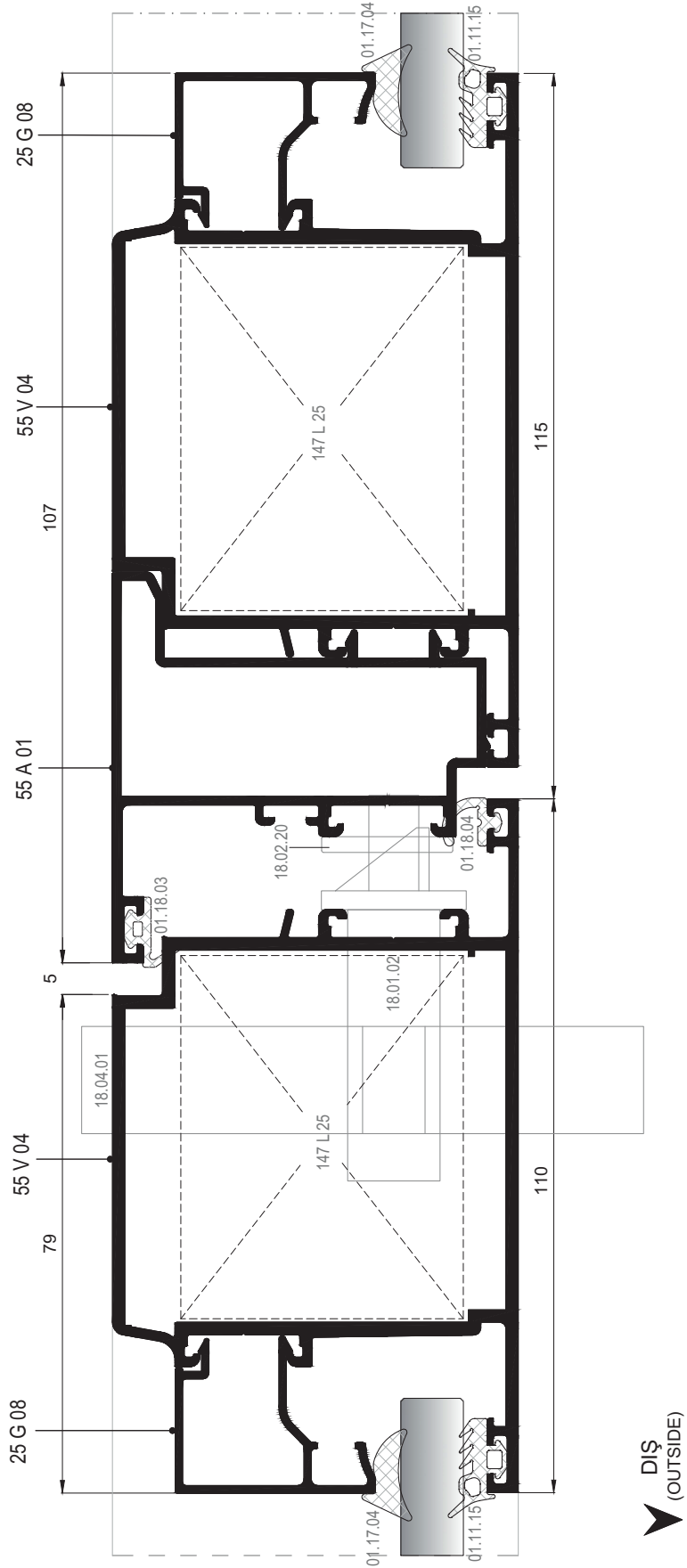
25 DETAYI
DETAIL

- 01
- 02
- 03
- 04
- 05
- 06
- 07
- 08
- 09
- 10
- 11
- 12

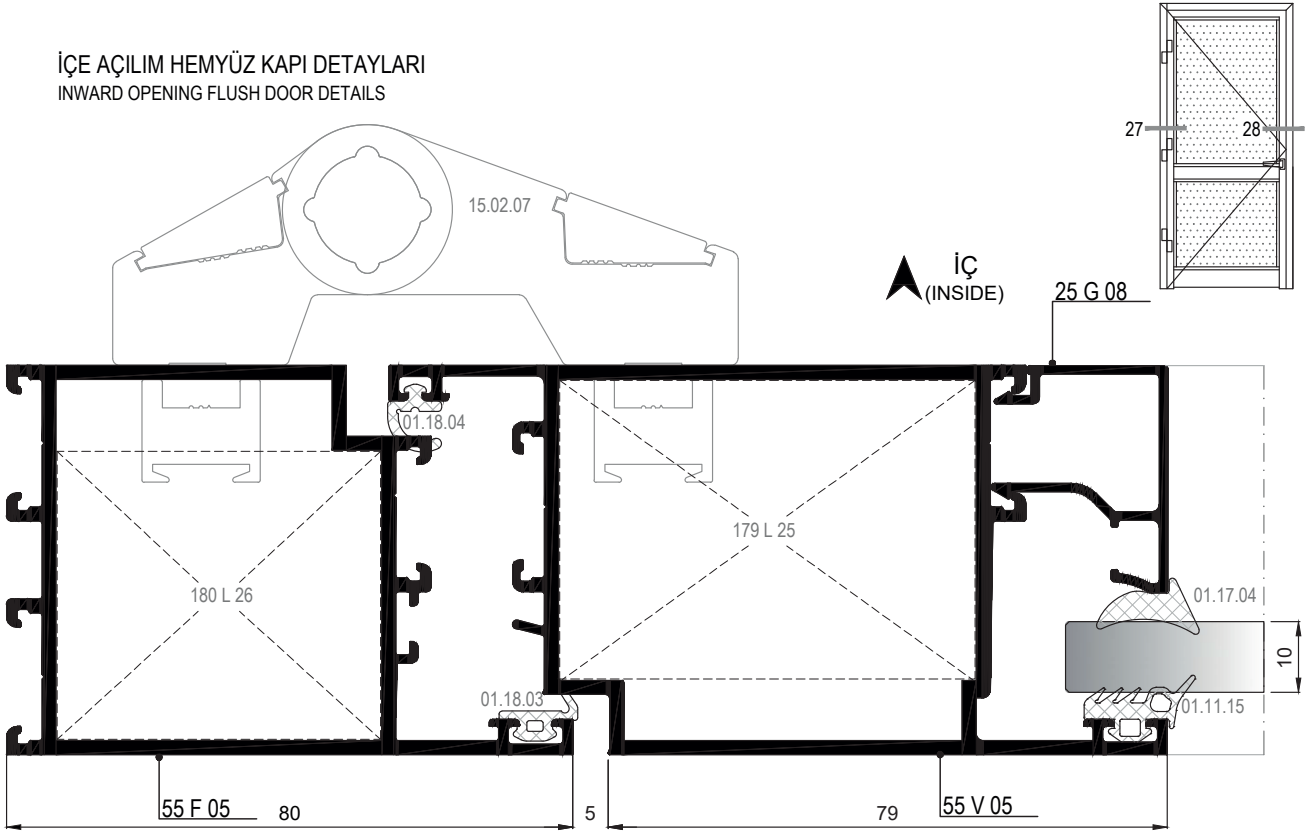
DIŐA AÇILIM BİNLİ KAPI DETAYLARI
OUTWARD OPENING DOOR DETAILS



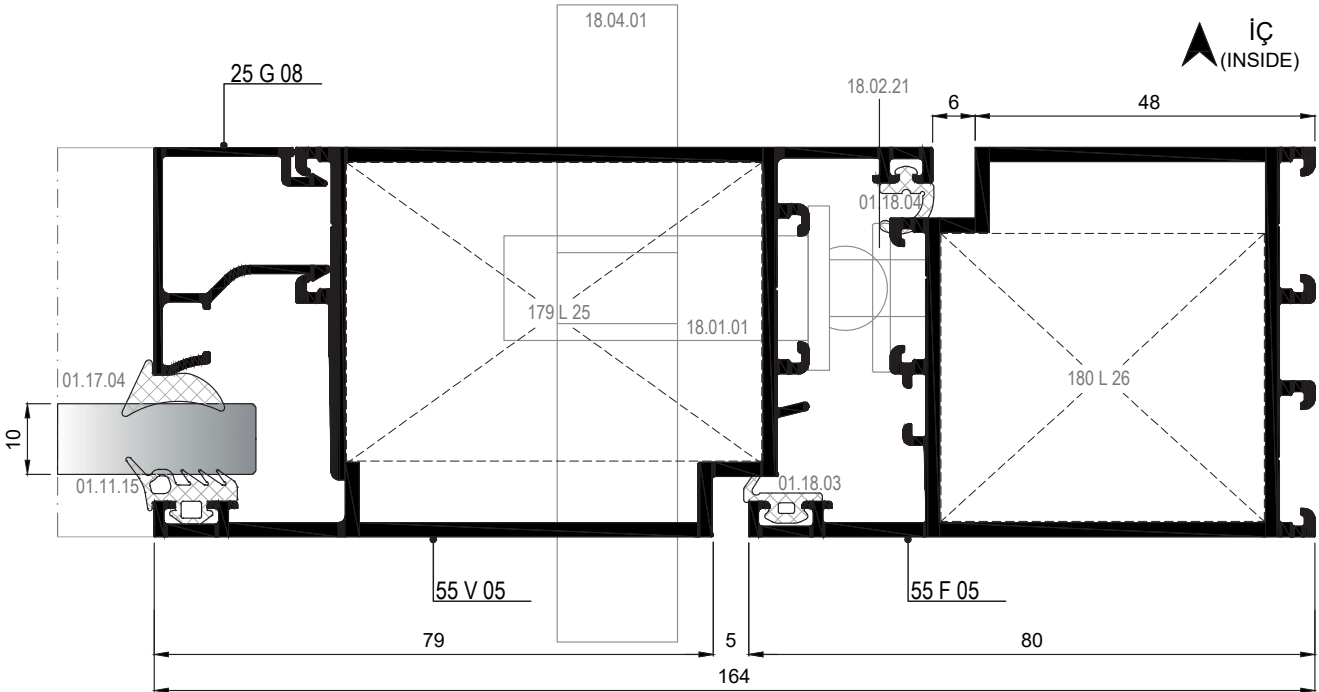
26 DETAYI
DETAIL



İÇE AÇILIM HEMYÜZ KAPI DETAYLARI
INWARD OPENING FLUSH DOOR DETAILS



27 DETAYI
DETAIL



28 DETAYI
DETAIL

01

02

03

04

05

06

07

08

09

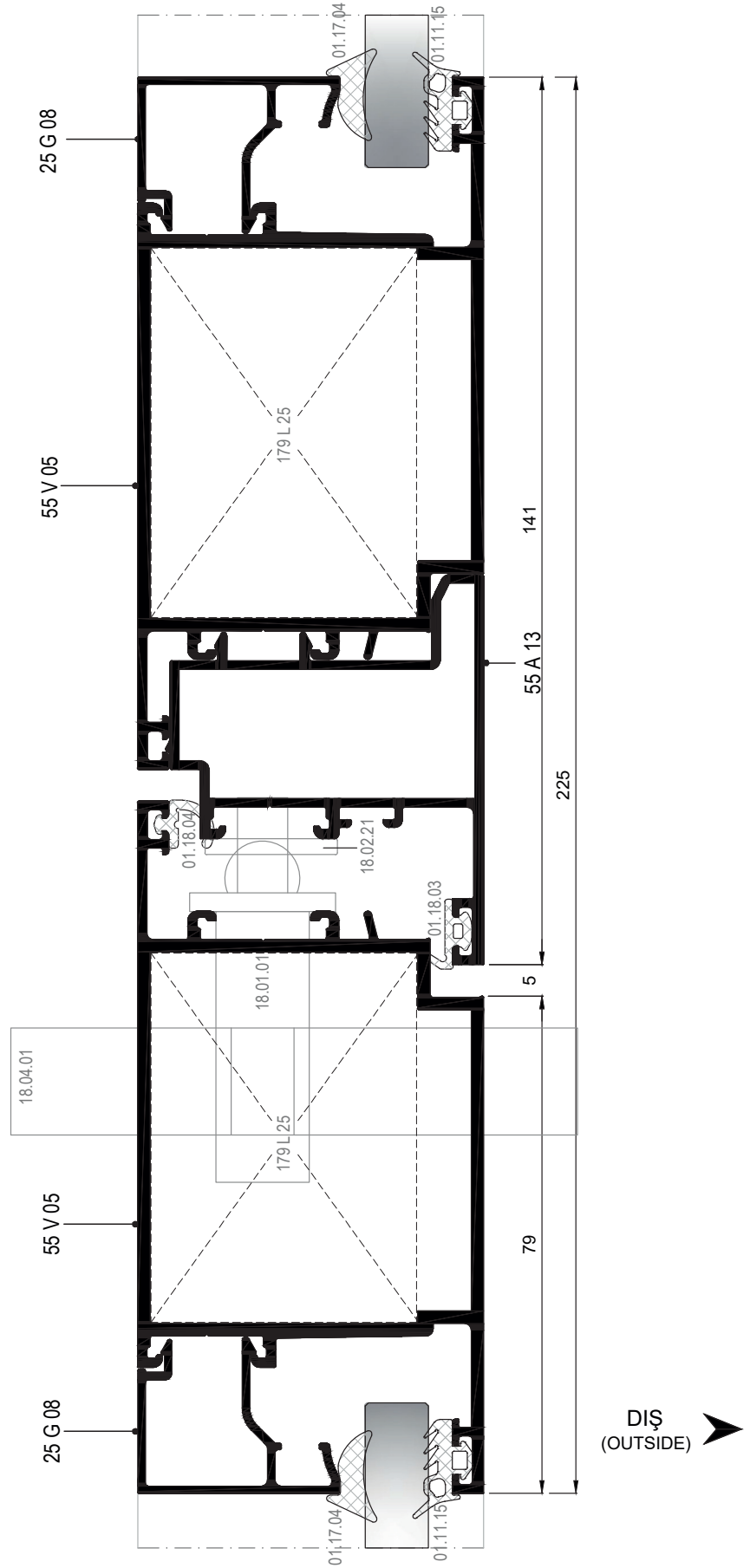
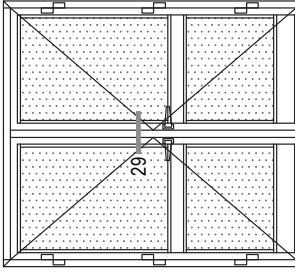
10

11

12

- 01
- 02
- 03
- 04
- 05
- 06
- 07
- 08
- 09
- 10
- 11
- 12

İÇE AÇILIM HEMİYÜZ KAPI DETAYLARI
INWARD OPENING FLUSH DOOR DETAILS



29 DETAYI
DETAIL

MİMARİ KATALOG ARCHITECTURAL CATALOGUE

Alüminyum Kapı Pencere ve Giydirme Cephe Sistemleri
Aluminium Door Window and Facade Systems

RW55

AKSESUARLAR

ACCESSORIES

01

02

03

04

05

06

07


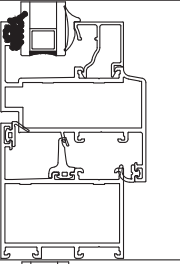

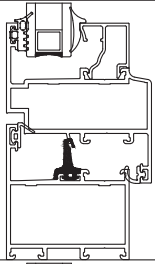

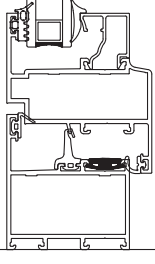
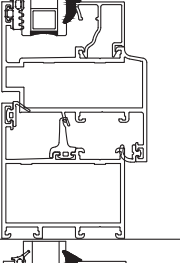

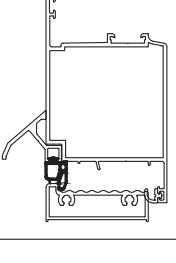

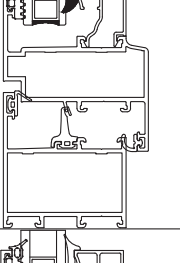

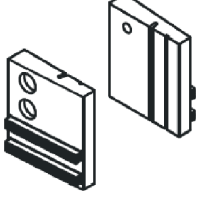
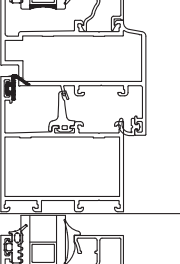

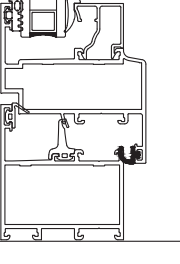

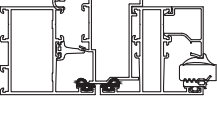
08

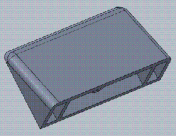
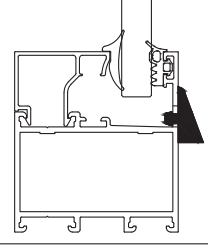
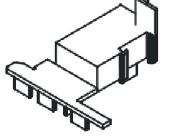

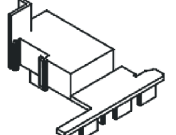
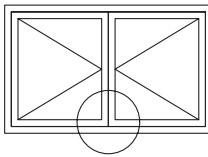
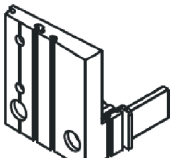
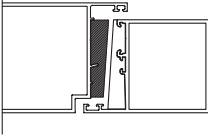
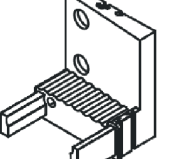
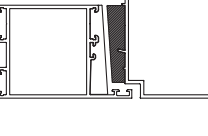

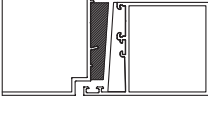
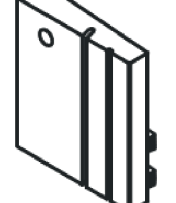
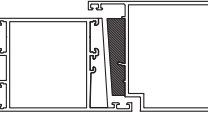
09

10

11

12

01		01.11.15 DIŞ CAM FİTİLİ 4 mm OUTSIDE GLAZING GASKET 4 mm Malzeme / Material : EPDM Ağırlık / Weight : 72 gr/m Paket / Package: 208m / 15 kg			01.19.04 TOZLUK FİTİLİ CENTRAL GASKET Malzeme / Material : EPDM Ağırlık / Weight : 105 gr/m Paket / Package: 142m / 15 kg	
02		01.17.03 İÇ CAM FİTİLİ 2,8 mm INSIDE GLAZING GASKET 2,8 mm Malzeme / Material : EPDM Ağırlık / Weight : 59 gr/m Paket / Package: 254m / 15 kg			01.19.06 ÇITA KANAL FİTİLİ ADAPTER GASKET Malzeme / Material : EPDM Ağırlık / Weight : 82 gr/m Paket / Package: 182m / 15 kg	
03		01.17.04 İÇ CAM FİTİLİ 3,6 mm INSIDE GLAZING GASKET 3,6 mm Malzeme / Material : EPDM Ağırlık / Weight : 71 gr/m Paket / Package: 210m / 15 kg			01.20.04 EŞİK FİTİLİ THRESHOLD GASKET Malzeme / Material : EPDM Ağırlık / Weight : 104 gr/m Paket / Package: 144 m / 15 kg	
04		01.17.05 İÇ CAM FİTİLİ 4,6 mm INSIDE GLAZING GASKET 4,6 mm Malzeme / Material : EPDM Ağırlık / Weight : 89 gr/m Paket / Package: 168m / 15 kg			17.01.01 KIL FİTİL BRUSH Malzeme / Material : Polipropilen / Polypropylen Paket / Package: 275 m	
05		01.18.03 DIŞ BİNİ FİTİLİ OUTSIDE ACOUSTICAL GASKET Malzeme / Material : EPDM Ağırlık / Weight : 41 gr/m Paket / Package: 365m / 15 kg				
06		01.18.04 İÇ BİNİ FİTİLİ INSIDE ACOUSTICAL GASKET Malzeme / Material : EPDM Ağırlık / Weight : 42 gr/m Paket / Package: 357m / 15 kg				
07		01.18.06 ADAPTÖR FİTİLİ GASKET FOR ADAPTER Malzeme / Material : EPDM Ağırlık / Weight : 54 gr/m Paket / Package: 277m / 15 kg				

	04.02.07 TAHLİYE KAPAĞI DRAINAGE COVER Malzeme / Material : PVC Renk / Colour : Siyah-Beyaz-Gri Black-White-Grey				
	04.06.27A ADAPTÖR KAPAĞI ADAPTER CAP Malzeme / Material : PVC Renk / Colour : Siyah / Black 55A01 İÇİN / FOR 55A01				
	04.06.27B ADAPTÖR KAPAĞI ADAPTER CAP Malzeme / Material : PVC Renk / Colour : Siyah / Black 55A01 İÇİN / FOR 55A01				
	04.13.07A EŞİK YAN KAPAK(SOL) THRESHOLD SIDE CAP (LEFT) Malzeme / Material : PVC Renk / Colour : Siyah / Black				
	04.13.07B EŞİK YAN KAPAK(SAĞ) THRESHOLD SIDE CAP (RIGHT) Malzeme / Material : PVC Renk / Colour : Siyah / Black				
	04.13.08A KANAT YAN KAPAK(SOL) VENT SIDE CAP (LEFT) Malzeme / Material : PVC Renk / Colour : Siyah / Black				
	04.13.08B KANAT YAN KAPAK(SAĞ) VENT SIDE CAP (RIGHT) Malzeme / Material : PVC Renk / Colour : Siyah / Black				

01

02

03

04

05

06

07

08

09

10

11

12

PENCERE MENTEŞELERİ / WINDOW HINGES



15.01.16

GIESSE PENCERE MENTEŞESİ
GIESSE HINGE FOR WINDOWS

Renk / Colour : Siyah-Beyaz-Gri-Eloksal
Black-White-Grey-Anodized

75 kg için 2 adet, 85 kg için 3 adet kullanılmalıdır. / Should be used 2 for 75 kg,3 for 85 kg.
EN 1935:2002

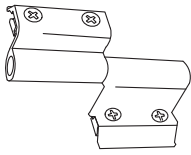


15.01.03

RESCARA PENCERE MENTEŞESİ
HINGE FOR WINDOWS

Renk / Colour : Pres-Eloksal
Press-Anodized

75 kg için 2 adet, 85 kg için 3 adet kullanılmalıdır. / Should be used 2 for 75 kg,3 for 85 kg.
EN 1935:2002

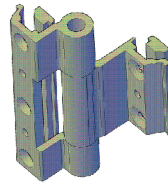


15.01.08

YERLİ PENCERE MENTEŞESİ
LOCAL HINGE FOR WINDOWS

Renk / Colour : Siyah-Beyaz-Gri-Eloksal
Black-White-Grey-Anodized

50 kg için 2 adet kullanılmalıdır. / Should be used 2 for 50 kg.
Max. kanat ölçüsü 900x1300 / Max. vent dimension 900x1300
TS EN 1935




15.01.12

YERLİ PENCERE MENTEŞESİ
LOCAL HINGE FOR WINDOWS

Renk / Colour : Siyah-Beyaz-Gri-Eloksal
Black-White-Grey-Anodized

TS EN 1935




15.01.17

GIESSE GİZLİ PENCERE MENTEŞESİ (SAĞ)
GIESSE HIDDEN HINGE FOR WINDOWS (RIGHT)

Malzeme / Material :
Paslanmaz Çelik / Stainless Steel

100 kg için 2 adet kullanılmalıdır. / Should be used 2 for 100 kg.

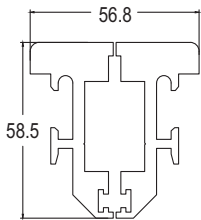


15.01.18

GIESSE GİZLİ PENCERE MENTEŞESİ (SOL)
GIESSE HIDDEN HINGE FOR WINDOWS (LEFT)

Malzeme / Material :
Paslanmaz Çelik / Stainless Steel

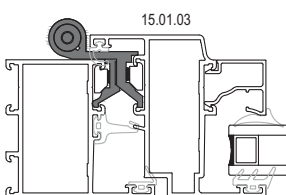
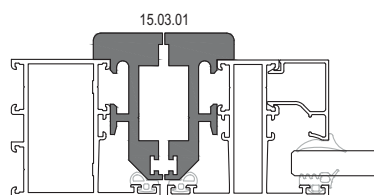
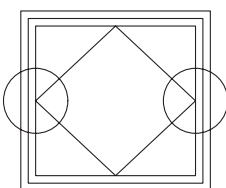
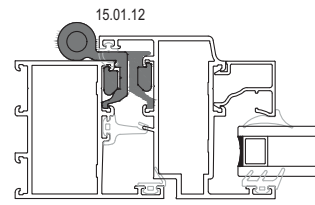
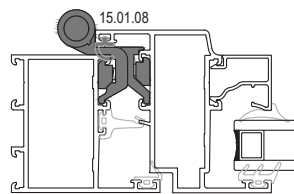
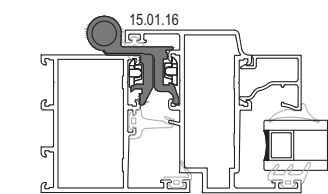
100 kg için 2 adet kullanılmalıdır. / Should be used 2 for 100 kg.



15.03.01

PİVOT MENTEŞESİ
PIVOT HINGE

Renk / Colour : Siyah-Beyaz
Black-White



Ölçek/Scale: X

KAPI MENTEŞELERİ / DOOR HINGES



15.02.14

GIESSE KAPI MENTEŞESİ
GIESSE HINGE FOR DOORS

Renk / Colour : Siyah-Beyaz-Eloksal
Black-White-Anodized

100 kg için 2 adet, 120 kg için 3 adet kullanılmalıdır. / Should be used 2 for 100 kg,3 for 120 kg.
EN 1935




15.02.09

YERLİ KAPI MENTEŞESİ
LOCAL HINGE FOR DOORS

Renk / Colour : Siyah-Beyaz-Gri-Eloksal
Black-White-Grey-Anodized

85 kg için 3 adet kullanılmalıdır. / Should be used 3 for 85 kg.
Max. kanat ölçüsü 900x2200 / Max. vent dimension 900x2200
TS EN 1935




15.02.12

YERLİ KAPI MENTEŞESİ
LOCAL HINGE FOR DOORS

Renk / Colour : Siyah-Beyaz-Gri-Eloksal
Black-White-Grey-Anodized

100 kg için 3 adet kullanılmalıdır. / Should be used 3 for 100 kg.
Max. kanat ölçüsü 900x2300 / Max. vent dimension 900x2300
TS EN 1935



15.02.07

YERLİ KAPI MENTEŞESİ
LOCAL HINGE FOR DOORS

Renk / Colour : Siyah-Beyaz-Gri-Eloksal
Black-White-Grey-Anodized

100 kg için 2 adet kullanılmalıdır. / Should be used 2 for 100 kg.
Max. kanat ölçüsü 900x2200 / Max. vent dimension 900x2200
TS EN 1935




15.02.20

RESCARA KAPI MENTEŞESİ
RESCARA HINGE FOR DOORS

Renk / Colour : Siyah-Beyaz-Gri-Pres-Eloksal
Black-White-Grey-Press-Anodized

120 kg için 2 adet kullanılmalıdır. / Should be used 2 for 120 kg.
EN 1935

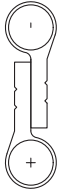


15.02.21

RESCARA KAPI MENTEŞESİ
RESCARA HINGE FOR DOORS

Renk / Colour : Siyah-Beyaz-Gri-Pres-Eloksal
Black-White-Grey-Press-Anodized

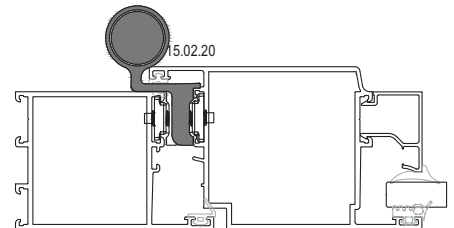
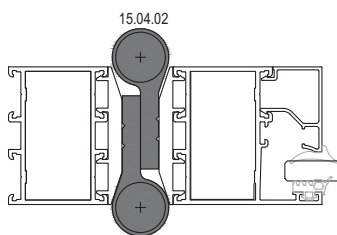
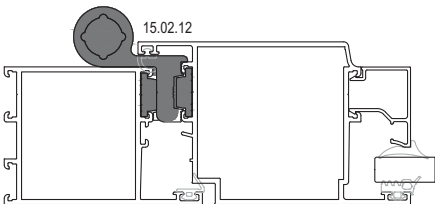
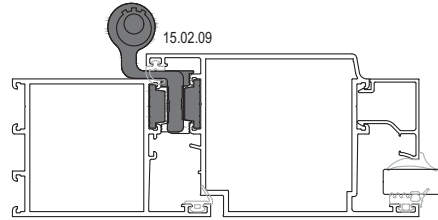
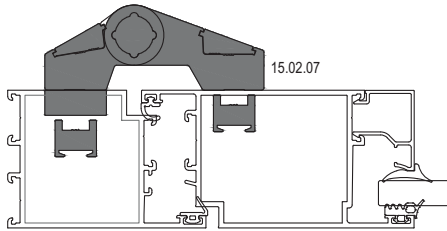
160 kg için 2 adet kullanılmalıdır. / Should be used 2 for 160 kg.
EN 1935



15.04.02


ÇARPMA KAPI MENTEŞESİ
SWING DOOR HINGLE

Malzeme / Material : Paslanmaz Çelik
Stainless Steel



Ölçek/Scale: 1/2


ÇİFT EKSEN MEKANİZMALARI / TILT & TURN MECHANISMS



GIESSE FUTURA ÇİFT AÇILIM SETİ 80 kg
GIESSE FUTURA TILT & TURN MECHANISM 80 kg

Renk / Colour : Siyah-Beyaz-Gri
Black-White-Grey

KANAT GENİŞLİĞİ SASH WIDTH	KANAT YÜKSEKLİĞİ SASH HEIGHT	KANAT AĞIRLIĞI SASH WEIGHT	GIESSE ÇİFT AÇILIM SETİ GIESSE TILT & TURN MECHANISM	ÇİFT AÇILIM SETİ TILT & TURN MECHANISM
410-569 mm	600-1200 mm	80 kg	07.06.62	Çift Açılım Seti Tip 1 / Tilt & Turn Mechanism
410-569 mm	1201-2500 mm	80 kg	07.06.63	Çift Açılım Seti Tip 1 + Arka Kilitleme / Tilt & Turn Mechanism Style 1+ Additional Tilt&Turn (Back)
570-1000 mm	600-1200 mm	80 kg	07.06.64	Çift Açılım Seti Tip 2 / Tilt & Turn Mechanism Style 2
570-1000 mm	1201-2500 mm	80 kg	07.06.65	Çift Açılım Seti Tip 2 + Arka Kilitleme / Tilt & Turn Mechanism Style 2+ Additional Tilt&Turn (Back)
1001-1700 mm	600-1200 mm	80 kg	07.06.66	Çift Açılım Seti Tip 2 + Alt Kilitleme +İlave Makas / Tilt & Turn Mechanism Style 2 + Additional Tilt&Turn (Down) + Additional Arm
1001-1700 mm	1201-2500 mm	80 kg	07.06.67	Çift Açılım Seti Tip 2 + Alt Kilitleme +Arka Kilitleme+İlave Makas / Tilt & Turn Mechanism Style 2+ Additional Tilt&Turn (Down)+ Additional Tilt&Turn (Back)+ Additional Arm

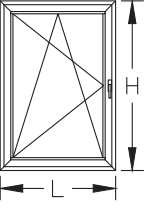
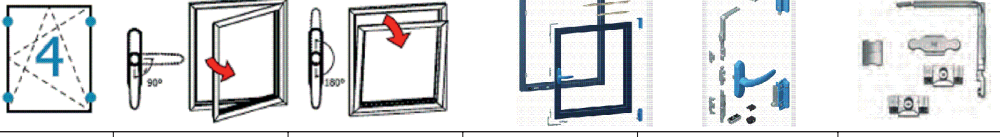


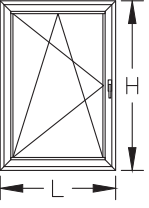

GIESSE GİZLİ MENTEŞE ÇİFT AÇILIM SETİ 100 kg
GIESSE HIDDEN HINGE TILT & TURN MECHANISM 100 kg

Renk / Colour : Siyah-Beyaz-Gri
Black-White-Grey

KANAT GENİŞLİĞİ SASH WIDTH	KANAT YÜKSEKLİĞİ SASH HEIGHT	KANAT AĞIRLIĞI SASH WEIGHT	GIESSE ÇİFT AÇILIM SETİ GIESSE TILT & TURN MECHANISM	GIESSE GİZLİ MENTEŞE ÇİFT AÇILIM SETİ GIESSE HIDDEN HINGE TILT & TURN MECHANISM
600-1000 mm	600-1200 mm	100 kg	07.06.81	Gizli Menteşe Çift Açılım Seti Sağ /Hidden Hinge Tilt & Turn Mechanism Right
600-1000 mm	600-1200 mm	100 kg	07.06.82	Gizli Menteşe Çift Açılım Seti Sol /Hidden Hinge Tilt & Turn Mechanism Left
600-1000 mm	1201-2500 mm	100 kg	07.06.83	Gizli Menteşe Çift Açılım Seti Sağ+İlave Kilit /Hidden Hinge Tilt & Turn Mechanism Right+ Additional Locking
600-1000 mm	1201-2500 mm	100 kg	07.06.84	Gizli Menteşe Çift Açılım Seti Sol+İlave Kilit /Hidden Hinge Tilt & Turn Mechanism Left+ Additional Locking
1001-1700 mm	600-1200 mm	100 kg	07.06.85	Gizli Menteşe Çift Açılım Seti Sağ+İlave Kilit /Hidden Hinge Tilt & Turn Mechanism Right+ Additional Locking
1001-1700 mm	600-1200 mm	100 kg	07.06.86	Gizli Menteşe Çift Açılım Seti Sol+İlave Kilit /Hidden Hinge Tilt & Turn Mechanism Left+ Additional Locking
1001-1700 mm	1201-2500 mm	100 kg	07.06.87	Gizli Menteşe Çift Açılım Seti Sağ+İlave Kilit (2 Adet) /Hidden Hinge Tilt & Turn Mechanism Right+ Additional Locking (2 Unit)
1001-1700 mm	1201-2500 mm	100 kg	07.06.88	Gizli Menteşe Çift Açılım Seti Sol+İlave Kilit (2 Adet) /Hidden Hinge Tilt & Turn Mechanism Left+ Additional Locking (2 Unit)

ÇİFT EKSEN MEKANİZMALARI / TILT & TURN MECHANISMS

	<p>RESCARA ÇİFT AÇILIM SETİ 130 kg RESCARA TILT & TURN MECHANISM 130 kg Renk / Colour : Siyah-Beyaz-Gri Black-White-Grey</p>					
						
KANAT GENİŞLİĞİ SASH WIDTH L (mt)	KANAT YÜKSEKLİĞİ SASH HEIGHT H (mt)	KANAT AĞIRLIĞI SASH WEIGHT KG	MEKANİZMA MECHANISM	MAKAS ARM	İLAVE KİLİTLEME ADDITIONAL LOCKING	İLAVE MAKAS ADDITIONAL ARM
563-1000 mm	600-1200 mm	130 kg	07.06.79	07.06.80	—	—
563-1000 mm	1200-2500 mm	130 kg	07.06.79	07.06.80	07.06.76	—
1000-1700 mm	600-1200 mm	130 kg	07.06.79	07.06.80	07.06.76	07.06.77
1000-1700 mm	1200-2500 mm	130 kg	07.06.79	07.06.80	07.06.76 (2 ADET)	07.06.77

	<p>RESCARA AKILLI ÇİFT AÇILIM SETİ 130 kg RESCARA TBT TILT & TURN MECHANISM 130 kg Renk / Colour : Siyah-Beyaz-Gri Black-White-Grey KOL ANAHTARLIDIR / HANDLE WITH KEYLOCK</p>					
						
KANAT GENİŞLİĞİ SASH WIDTH L (mt)	KANAT YÜKSEKLİĞİ SASH HEIGHT H (mt)	KANAT AĞIRLIĞI SASH WEIGHT KG	MEKANİZMA MECHANISM	MAKAS ARM	İLAVE KİLİTLEME ADDITIONAL LOCKING	İLAVE MAKAS ADDITIONAL ARM
563-1000 mm	600-1200 mm	130 kg	07.06.74 (TBT)	07.06.75 (TBT)	—	—
563-1000 mm	1200-2500 mm	130 kg	07.06.74 (TBT)	07.06.75 (TBT)	07.06.76	—
1000-1700 mm	600-1200 mm	130 kg	07.06.74 (TBT)	07.06.75 (TBT)	—	07.06.77
1000-1700 mm	1200-2500 mm	130 kg	07.06.74 (TBT)	07.06.75 (TBT)	07.06.76	07.06.77

PENCERE KOLLARI / WINDOW HANDLES

01	<p>07.05.25 GIESSE İSPANYOLET KOL (ÇİFT DİLLİ) GIESSE HANDLE FOR WINDOWS (DOUBLE RAIL) Renk / Colour : Siyah-Beyaz-Gri Black-White-Grey</p>	<p>07.05.33 GIESSE ANAHTARLI İSPANYOLET KOL (ÇİFT DİLLİ) GIESSE KEY HANDLE FOR WINDOWS (DOUBLE RAIL) Renk / Colour : Siyah-Beyaz-Gri Black-White-Grey</p>
02	UNI CEI EN ISO / IEC 17050	
03	<p>07.25.01 GIESSE TIJ BAĞLANTI PARÇASI GIESSE CONNECTION ROD Renk / Colour : Siyah / Black Malzeme / Material : Polyamid / Polyamide</p>	<p>07.05.34 GIESSE SÖKÜLEBİLİR KOL GÖVDESİ (ÇİFT DİLLİ) GIESSE REMOVABLE HANDLE BODY (DOUBLE RAIL) Renk / Colour : Siyah-Beyaz-Gri Black-White-Grey</p>
04	07.05.25 , 07.05.33 ve 07.05.34 Kol için / For Handle 07.05.25 , 07.05.33 and 07.05.34	
05	<p>07.05.29 RESCARA GLOBAL ANAHTARLI PENCERE KOLU (TEK DİLLİ) RESCARA GLOBAL KEY HANDLE FOR WINDOWS (SINGLE RAIL) Renk / Colour : Siyah-Beyaz-Gri Black-White-Grey</p>	<p>07.05.35 GIESSE SÖKÜLEBİLİR KOL GÖVDESİ (TEK DİLLİ) GIESSE REMOVABLE HANDLE BODY (SINGLE RAIL) Renk / Colour : Siyah Black</p>
06	EN 1670	
07	<p>07.13.07 RESCARA KOL BAĞLANTI PARÇASI RESCARA CONNECTION PART FOR HANDLE Malzeme / Material : Zamak / Zamak</p>	<p>07.05.30 RESCARA GLOBAL SÖKÜLEBİLİR KOL GÖVDESİ (ÇİFT DİLLİ) RESCARA GLOBAL REMOVABLE HANDLE BODY (DOUBLE RAIL) Renk / Colour : Siyah-Beyaz-Gri Black-White-Grey</p>
08	07.05.28, 07.05.29 Kol için / For Handle 07.05.28, 07.05.29	EN 1670
09	<p>07.05.28 RESCARA GLOBAL PENCERE KOLU (TEK DİLLİ) RESCARA GLOBAL HANDLE FOR WINDOWS (SINGLE RAIL) Renk / Colour : Siyah-Beyaz-Gri Black-White-Grey</p>	<p>07.05.31 RESCARA SÖKÜLEBİLİR KOL GÖVDESİ (TEK DİLLİ) RESCARA REMOVABLE HANDLE BODY (SINGLE RAIL) Renk / Colour : Siyah / Black</p>
10	EN 1670	EN 1670
11	<p>07.05.32 RESCARA GLOBAL PENCERE KOLU (ÇİFT DİLLİ) RESCARA GLOBAL HANDLE FOR WINDOWS (DOUBLE RAIL) Renk / Colour : Siyah-Beyaz-Gri Black-White-Grey</p>	<p>07.13.08 RESCARA KOL BAĞLANTI PARÇASI RESCARA CONNECTION PART FOR HANDLE Renk / Colour : Siyah / Black Malzeme / Material : PVC</p>
12	EN 1670, 13126-8	07.05.30, 07.05.32 Kol için / For Handle 07.05.30, 07.05.32

İSPANYOLET KİLİTLEME PARÇALARI / LOCKING KITS

 <p>07.13.03 PİM LOCK PIN Malzeme / Material : Zamak / Zamak</p>	 <p>07.13.06 GIESSE PİM GIESSE ADJUSTABLE LOCKING PAWL Malzeme / Material : Zamak / Zamak</p>
 <p>07.09.07 GIESSE AYARLI PİM KARŞILIĞI GIESSE ADJUSTABLE SINGLE STRIKER Malzeme / Material : Zamak / Zamak</p>	 <p>07.09.08 GIESSE ARKA KİLİTLEME GIESSE BURGLAR BOLT Malzeme / Material : Zamak / Zamak</p>
 <p>18.07.01 GIESSE SÜRGÜ SETİ GIESSE BOLT FOR LEAF Malzeme / Material : Zamak ve polyamid Zamak and polyamide</p> <p>Pasif kanat için / For secondary sash</p>	 <p>07.09.11 RESCARA SABİT KARŞILIK RESCARA FIXED STRIKER Malzeme / Material : Zamak / Zamak</p>
 <p>18.06.01 GIESSE KARŞILIK GIESSE STRIKER Malzeme / Material : Paslanmaz çelik ve zamak Stainless steel and zamak</p>	 <p>07.09.12 RESCARA AYARLI KARŞILIK RESCARA ADJUSTABLE STRIKER Malzeme / Material : Zamak / Zamak</p>
 <p>07.09.13 RESCARA ARKA KİLİTLEME RESCARA BURGLAR BOLT Malzeme / Material : Zamak / Zamak</p>	 <p>07.21.02 GIESSE KÖŞE DÖNME GIESSE CORNER DRIVE Malzeme / Material : Zamak / Zamak</p>
 <p>07.21.03 RESCARA KÖŞE DÖNME RESCARA CORNER DRIVE Malzeme / Material : Zamak / Zamak</p>	 <p>07.06.78 RESCARA MICROVENTİLASYON RESCARA MICROVENTILATION Malzeme / Material : Zamak / Zamak</p>

01

02

03

04

05

06

07

08

09

10

11

12

01

02

03

04

05

06

07

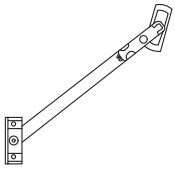
08

09

10

11


12



07.07.02

VASİSTAS MAKAS
ARM FOR BOTTOM-HUNG WINDOWS

Renk / Colour : Siyah-Beyaz-Gri
Black-White-Grey



07.08.01

RESCARA VASİSTAS MANDAL
RESCARA DEVICE FOR CLOSING BOTTOM-HUNG WINDOWS

Renk / Colour : Siyah-Beyaz-Gri
Black-White-Grey



07.07.08

SINIRLAYICI MAKAS
LIMITER


Malzeme / Material : Gümüş- Paslanmaz Çelik
Silver - Stainless Steel



07.07.09

GIESSE VASİSTAS MAKAS
GIESSE ARM FOR BOTTOM-HUNG WINDOWS

Renk / Colour : Siyah-Beyaz-Gri
Black-White-Grey



07.07.11

GIESSE VASİSTAS PENCERE SETİ
GIESSE BOTTOM HUNG WINDOW SET

Kol ve menteşe sete dahil değildir.
Handle and hinge is not included in the set

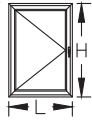


11.02.34

RESCARA KANAT DESTEK TAKOZU
RESCARA VENT SUPPORT PIECE








Malzeme / Material : PVC
Renk / Colour : Siyah/Black






ÇİFT DİLLİ KOL VE KİLİTLEME SETİ SEÇİM TABLOSU
DOUBLE RAILED HANDLE AND LOCKING KIT TABLE



KOD CODE	AÇIKLAMA DESCRIPTION	ÜRÜN RESMİ PRODUCT IMAGE	TEMELE SET MAIN SET			İLAVE ÜRÜNLER ADDITIONAL PRODUCTS		
			H<1200mm	L<1000mm		1200mm < H < 2700 mm		1000mm < L < 1400 mm
07.05.25	GIESSE ÇİFT DİLLİ KOL GIESSE DOUBLE RAIL HANDLE		1					
07.25.01	GIESSE KOL BAĞLANTISI GIESSE ROD CONNECTION PIECES		1					
07.13.06	GIESSE AYARLI PİM GIESSE ADJUSTABLE LOCKING PAWL		2			2		2
07.09.11	RESCARA SABİT KARŞILIK RESCARA FIXED STRIKER		2			2		2
07.09.07	GIESSE AYARLI PİM KARŞILIĞI GIESSE ADJUSTABLE SINGLE STRIKER							2
07.21.02	GIESSE KÖŞE DÖNME GIESSE/RESCARA CORNER DRIVE							2
11.02.34	RESCARA KANAT DESTEK TAKOZU RESCARA VENT SUPPORT PIECE		1					

***Giesse kol ve kilitleme aksesuarları 25 I 07 tjj profili ile kullanılmalıdır.
Giesse handle and locking accessories should be used with 25 I 07 rod profile.

TEK DİLLİ KOL VE KİLİTLEME SETİ SEÇİM TABLOSU SINGLE RAILED HANDLE AND LOCKING KIT TABLE					
			TEMEL SET MAIN SET	İLAVE ÜRÜNLER ADDITIONAL PRODUCTS	
KOD CODE	AÇIKLAMA DESCRIPTION	ÜRÜN RESMİ PRODUCT IMAGE	H<1200mm L<1000mm	1200mm < H < 2700 mm	1000mm < L < 1400 mm
07.05.28 07.05.29	RESCARA TEK DİLLİ KOL GIESSE DOUBLE RAIL HANDLE		1		
07.13.07	RESCARA KOL BAĞLANTI PARÇASI RESCARA CONNECTION PART FOR HANDLE		1		
07.13.06	GIESSE AYARLI PİM GIESSE ADJUSTABLE LOCKING PAWL		2	2	2
07.09.11	RESCARA SABİT KARŞILIK RESCARA FIXED STRIKER		2	2	2
07.09.12	RESCARA AYARLI KARŞILIK RESCARA ADJUSTABLE STRIKER				2
07.21.03	RESCARA KÖŞE DÖNME RESCARA CORNER DRIVE				2
11.02.34	RESCARA KANAT DESTEK TAKOZU RESCARA VENT SUPPORT PIECE		1		

ÇİFT/TEK AÇILIM PASİF KANAT AKSESUAR SEÇİM TABLOSU SECONDARY SASH LOCKING KIT TABLE					
			TEMEL SET MAIN SET	İLAVE ÜRÜNLER ADDITIONAL PRODUCTS	
KOD CODE	AÇIKLAMA DESCRIPTION	ÜRÜN RESMİ PRODUCT IMAGE	H<1200mm L<1000mm	1200mm < H < 2700 mm	1000mm < L < 1400 mm
18.07.01	GIESSE SÜRGÜ SETİ GIESSE BOLT FOR LEAF		1		
18.06.01	GIESSE KARŞILIK GIESSE STRIKER		2		
07.21.02	GIESSE KÖŞE DÖNME PARÇASI GIESSE CORNER DRIVE				2
07.09.07	GIESSE AYARLI PİM KARŞILIĞI GIESSE ADJUSTABLE SINGLE STRIKER				2
07.09.08	GIESSE ARKA KİLİTLEME GIESSE BURGLAR BOLT			1	

***Giesse kol ve kilitleme aksesuarları 25 I 07 tij profili ile kullanılmalıdır.
Giesse handle and locking accessories should be used with 25 I 07 rod profile.

KAPI KOLLARI / DOOR HANDLES



07.14.06

GIESSE KAPI KOLU
GIESSE DOOR HANDLE

Renk / Colour : Siyah-Beyaz-Gri
Black-White-Grey



07.14.07

RESCARA GLOBAL KAPI KOLU
RESCARA GLOBAL DOOR HANDLE

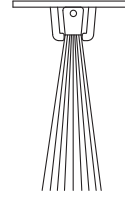
Renk / Colour : Siyah-Beyaz-Gri
Black-White-Grey



07.14.08

RESCARA MULETA KAPI KOLU
RESCARA GLOBAL DOOR HANDLE


Renk / Colour : Siyah-Beyaz-Gri
Black-White-Grey



17.02.01

KAPI ALTI FIRÇASI
BRUSH FOR DOORS

Malzeme / Material : Polipropilen / Polypropylene



Ölçek/Scale: 1/3

01

02

03

04

05

06

07

08

09

10

11

12

KAPI KOLLARI / DOOR HANDLES



07.17.19

AKBANK KAPI KOLU
DOOR HANDLE

Renk / Colour : Siyah-Beyaz-Gri-Eloksal
Black-White-Grey-Anodized



07.13.10

AKBANK KOL APARATI
DOOR HANDLE

Renk / Colour : Siyah-Beyaz-Gri-Eloksal
Black-White-Grey-Anodized

Ölçüler / Dimensions: H:200 cm

		KIVRIK KOL DOOR HANDLE	
Renk / Colour : Siyah-Beyaz-Eloksal Black-White-Anodised			
KOD CODE	Ø (mm)	A (mm)	B (mm)
07.17.10	25	200	130
07.17.11	25	300	130
07.17.02	25	400	130
07.17.27	25	500	160

		V KOL DOOR HANDLE		
Renk / Colour : Siyah-Beyaz-Eloksal Black-White-Anodised				
KOD CODE	Ø (mm)	A (mm)	B (mm)	C (mm)
07.17.06	25	200	130	80
07.17.29	25	250	130	80
07.17.30	25	300	130	80
07.17.31	30	400	160	100

		U KOL DOOR HANDLE	
Renk / Colour : Siyah-Beyaz-Eloksal Black-White-Anodised			
KOD CODE	Ø (mm)	A (mm)	B (mm)
07.17.08	25	200	80
07.17.35	25	300	80
07.17.36	30	400	100

		YARIM AY KOL DOOR HANDLE		
Renk / Colour : Siyah-Beyaz-Eloksal Black-White-Anodised				
KOD CODE	Ø (mm)	A (mm)	B (mm)	C (mm)
07.17.32	25	200	130	80
07.17.20	25	300	130	80
07.17.33	30	350	160	100

		YAY KOL DOOR HANDLE	
Renk / Colour : Siyah-Beyaz-Eloksal Black-White-Anodised			
KOD CODE	Ø (mm)	A (mm)	B (mm)
07.17.37	80	400	350
07.17.22	80	500	450
07.17.38	80	600	550
07.17.39	80	700	650
07.17.40	80	800	750

		BASTON KOL DOOR HANDLE		
Renk / Colour : Siyah-Beyaz-Eloksal Black-White-Anodised				
KOD CODE	Ø (mm)	A (mm)	B (mm)	C (mm)
07.17.23	25	900	180	80
07.17.34	25	1000	180	80

01

02

03

04

05

06

07

08

09


10

11

12

KAPI KİLİTLERİ / DOOR LOCKS

01



18.01.09

MAKARALI KİLİT
MORTISE LOCK (WITH ROLLER)

02



18.02.24

MAKARALI KİLİT KARŞILIĞI
STRIKER FOR ROLLER LOCK

03



18.01.08

DİLLİ KİLİT
MORTISE LOCK


04



18.02.25

DİLLİ KİLİT KARŞILIĞI
STRIKER FOR MORTISE LOCK


05



18.03.01

KAPI SÜRGÜSÜ (UZUN)
BOLT FOR DOORS (LONG)

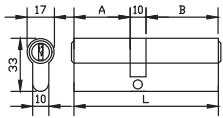
06



18.03.06

KAPI SÜRGÜSÜ (KISA)
BOLT FOR DOORS (SHORT)

07



18.04.18

BAREL
CYLINDER

Malzeme / Material : Krom-Nikel / Chrome-Nickel

A	B	L
26	50	86

08



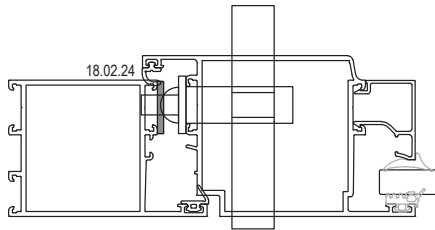
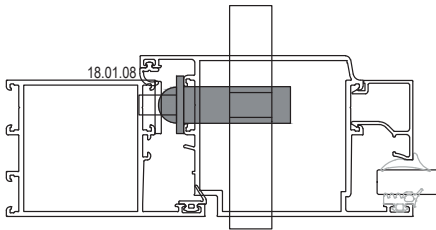
18.05.02

BAREL AYNASI
CYLINDER COVER

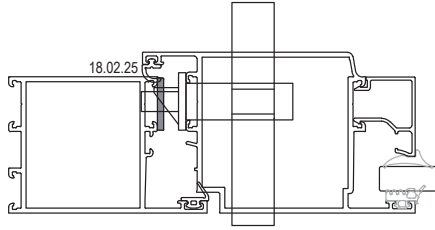
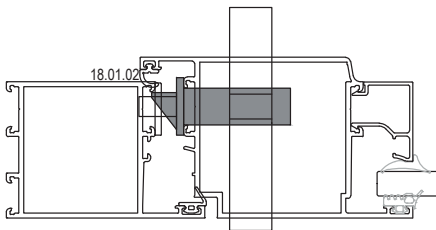
Renk / Colour : Siyah-Beyaz-Gri
Black-White-Grey

09

10



11



12