

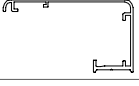











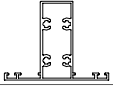







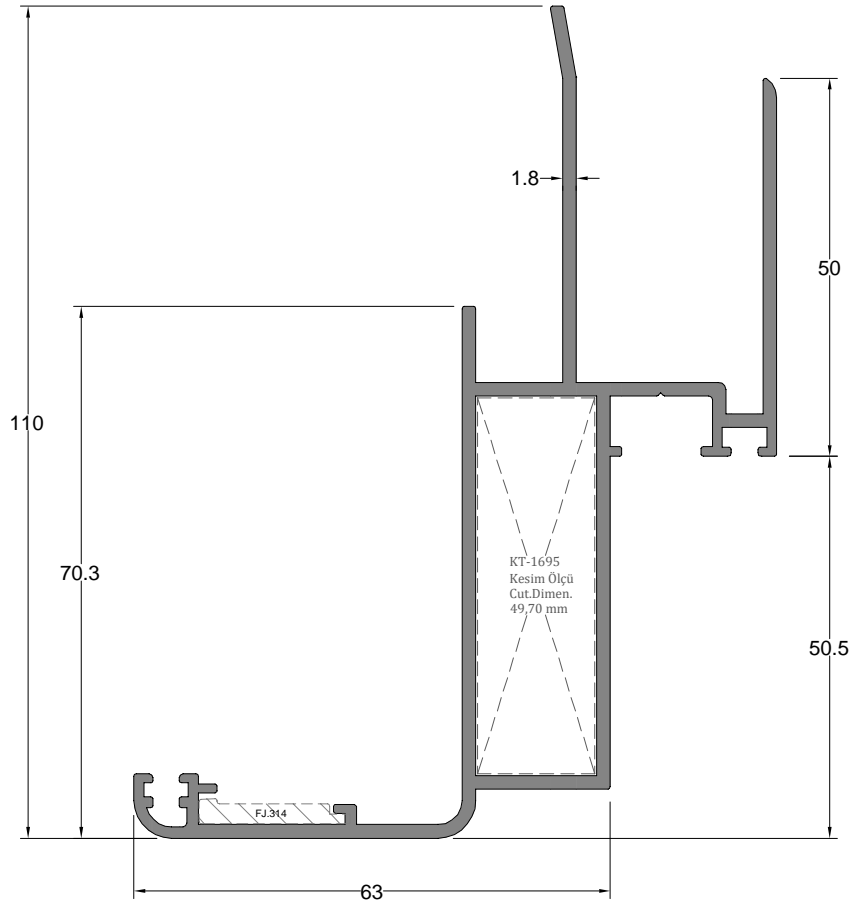


AD 40

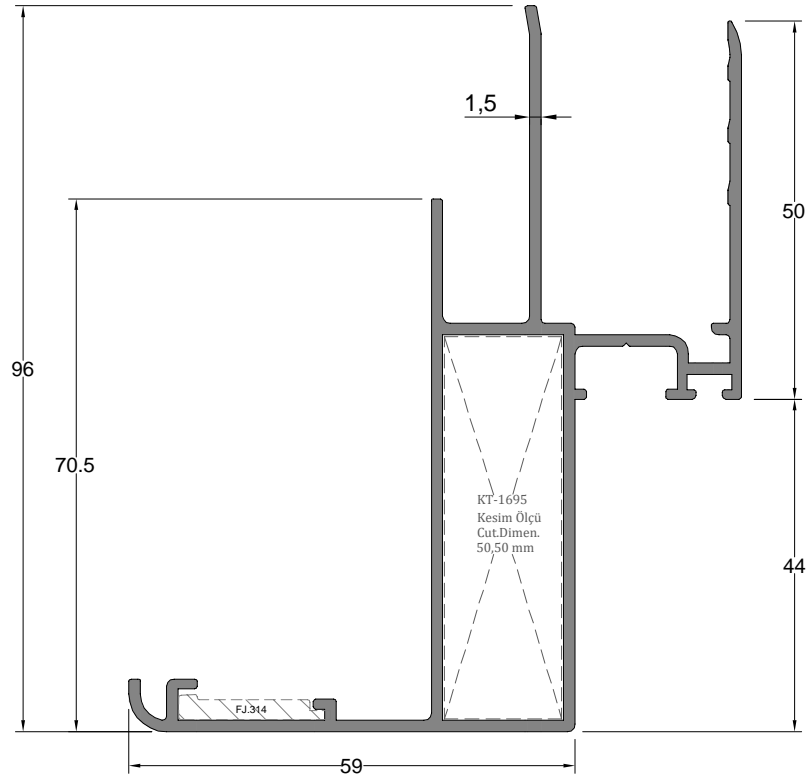
AYARLI KAPI S STEM
(Adjustable Door System)

TAM ÖLÇEKL ALÜM NYUM PROF LLER
(Full Scale Aluminum Profiles)

PROF L KES T PROFILE SECTION	PROF L KODU PROFILE CODE	PROF L ADI PROFILE NAME	Jx cm ⁴	Jy cm ⁴	A IRLIK (kg/m) WEIGHT
	2173	KASA PROF L FRAME PROFILE	-	-	1,671 kg/mt
	1924	KASA PROF L FRAME PROFILE	-	-	1,372 kg/mt
	1925	PERVAZ PROF L SILL PROFILE	-	-	0,758 kg/mt
	2174	PERVAZ PROF L SILL PROFILE	-	-	0,966 kg/mt
	1926	PERVAZ PROF L SILL PROFILE	-	-	0,880 kg/mt
	1929	PERVAZ PROF L SILL PROFILE	-	-	0,683 kg/mt
	1930	PERVAZ PROF L SILL PROFILE	-	-	0,688 kg/mt
	2175	PERVAZ PROF L SILL PROFILE	-	-	1,099 kg/mt
	2176	PERVAZ PROF L SILL PROFILE	-	-	1,191 kg/mt
	1927	PERVAZ PROF L SILL PROFILE	-	-	1,064 kg/mt
	1928	PERVAZ PROF L SILL PROFILE	-	-	1,211 kg/mt
	2247	PERVAZ PROF L SILL PROFILE	-	-	1,414 kg/mt
	2248	PERVAZ PROF L SILL PROFILE	-	-	1,555 kg/mt
	2249	PERVAZ PROF L SILL PROFILE	-	-	1,707 kg/mt
	7580	ORTA KAYIT PROF L MULLION PROFILE	-	-	0,907 kg/mt
	1931	KANAT PROF L SASH PROFILE	-	-	0,689 kg/mt
	3926	BA LANTI PROF L CONNECTION PROFILE	-	-	0,625 kg/mt
	164	BA LANTI PROF L CONNECTION PROFILE	-	-	0,824 kg/mt
	4923	KUTU PROF L BOX PROFILE	-	-	0,174 kg/mt
	1695	KÖ E TAKOZ PROF L CORNER WEDGE PROFILE	-	-	2,540 kg/mt

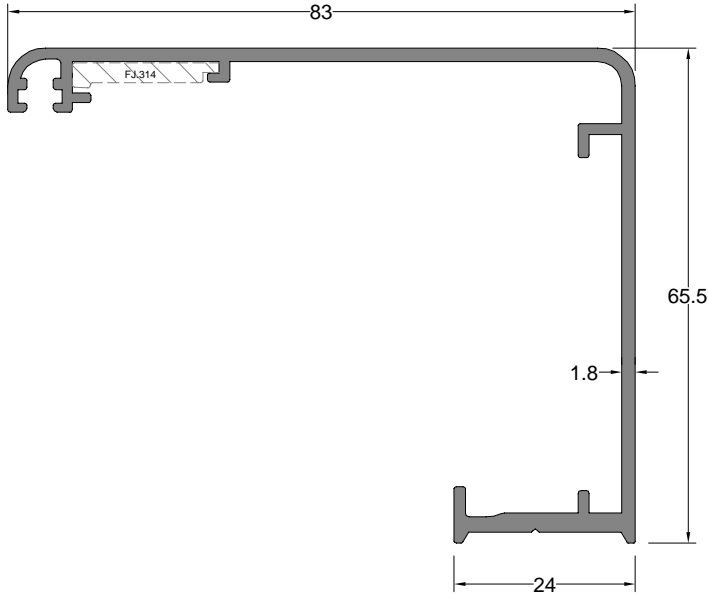


Kasa Profili	Profil Kodu	(kg/mt)
FRAME PROFILE	Profile Code	Weight
	2173	1,671

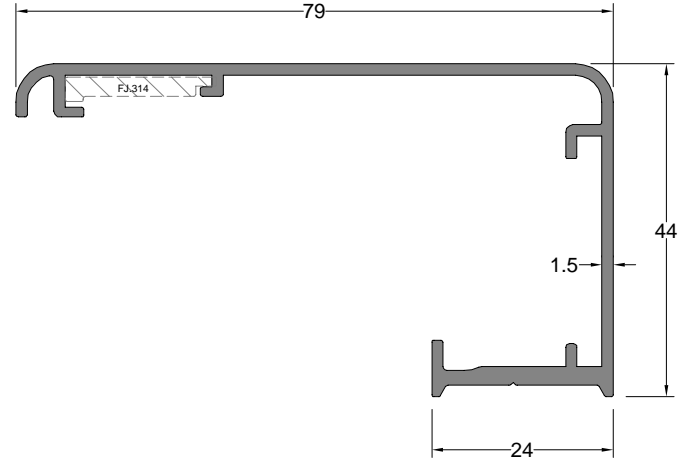


Kasa Profili	Profil Kodu	(kg/mt)
FRAME PROFILE	Profile Code	Weight
	1924	1,372

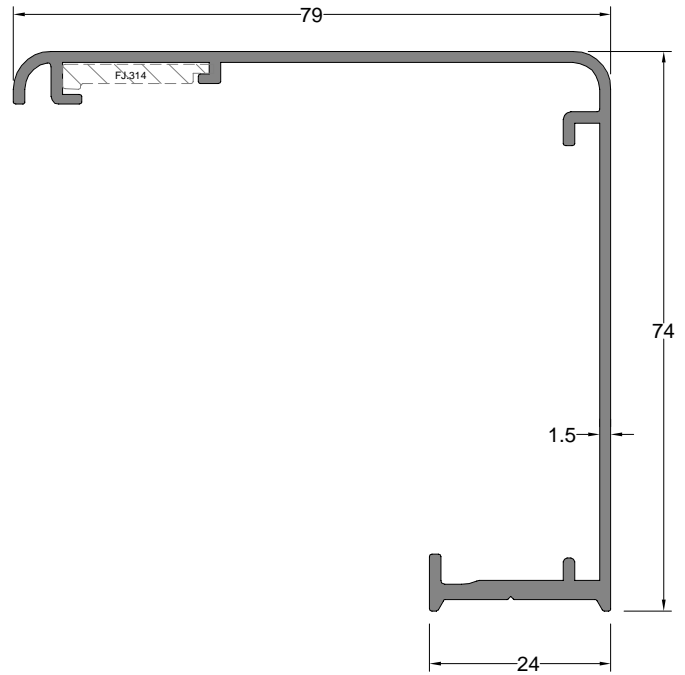
** Her profil için minimum sipari 300 kg'dır.
** Minimum order quantity is 300 kg per profile.



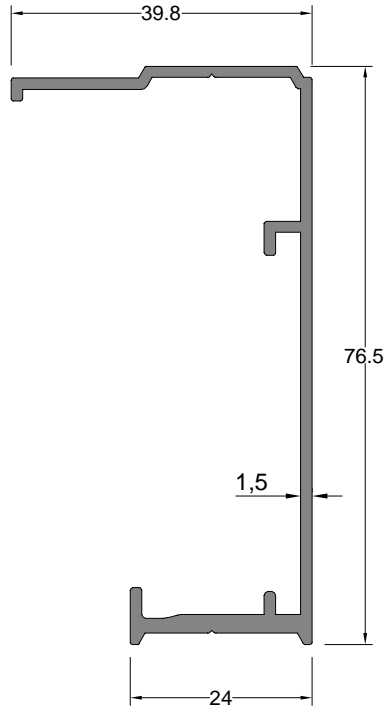
Pervaz Profili SILL PROFILE	Profil Kodu Profile Code	(kg/mt) Weight
	2174	0,966



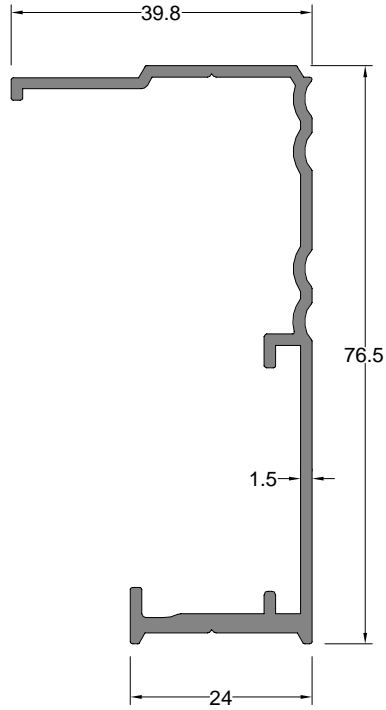
Pervaz Profili SILL PROFILE	Profil Kodu Profile Code	(kg/mt) Weight
	1925	0,758



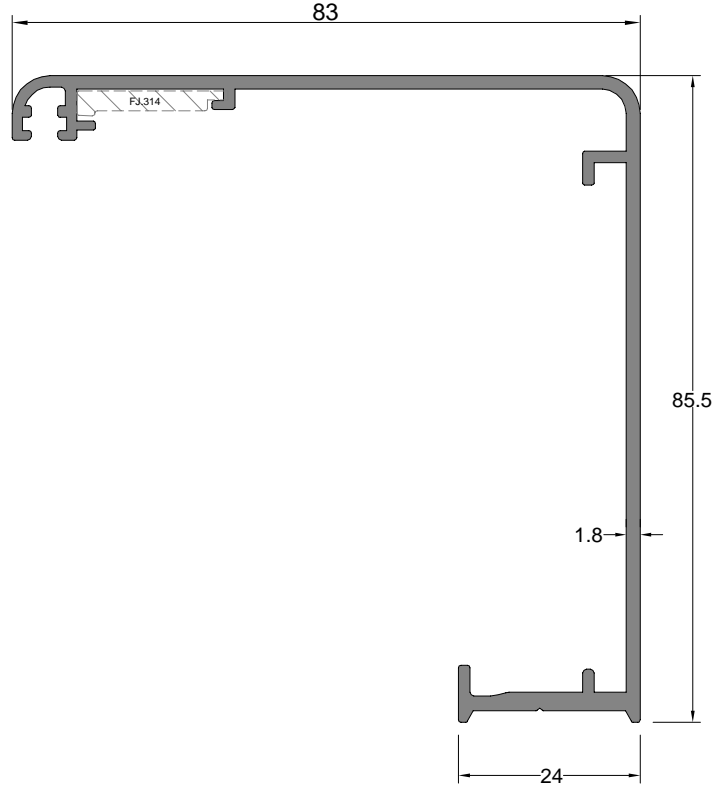
Pervaz Profili SILL PROFILE	Profil Kodu Profile Code	(kg/mt) Weight
	1926	0,880




Pervaz Profili	Profil Kodu	(kg/mt)
SILL PROFILE	Profile Code	Weight
	1929	0,683



Pervaz Profili	Profil Kodu	(kg/mt)
SILL PROFILE	Profile Code	Weight
	1930	0,688

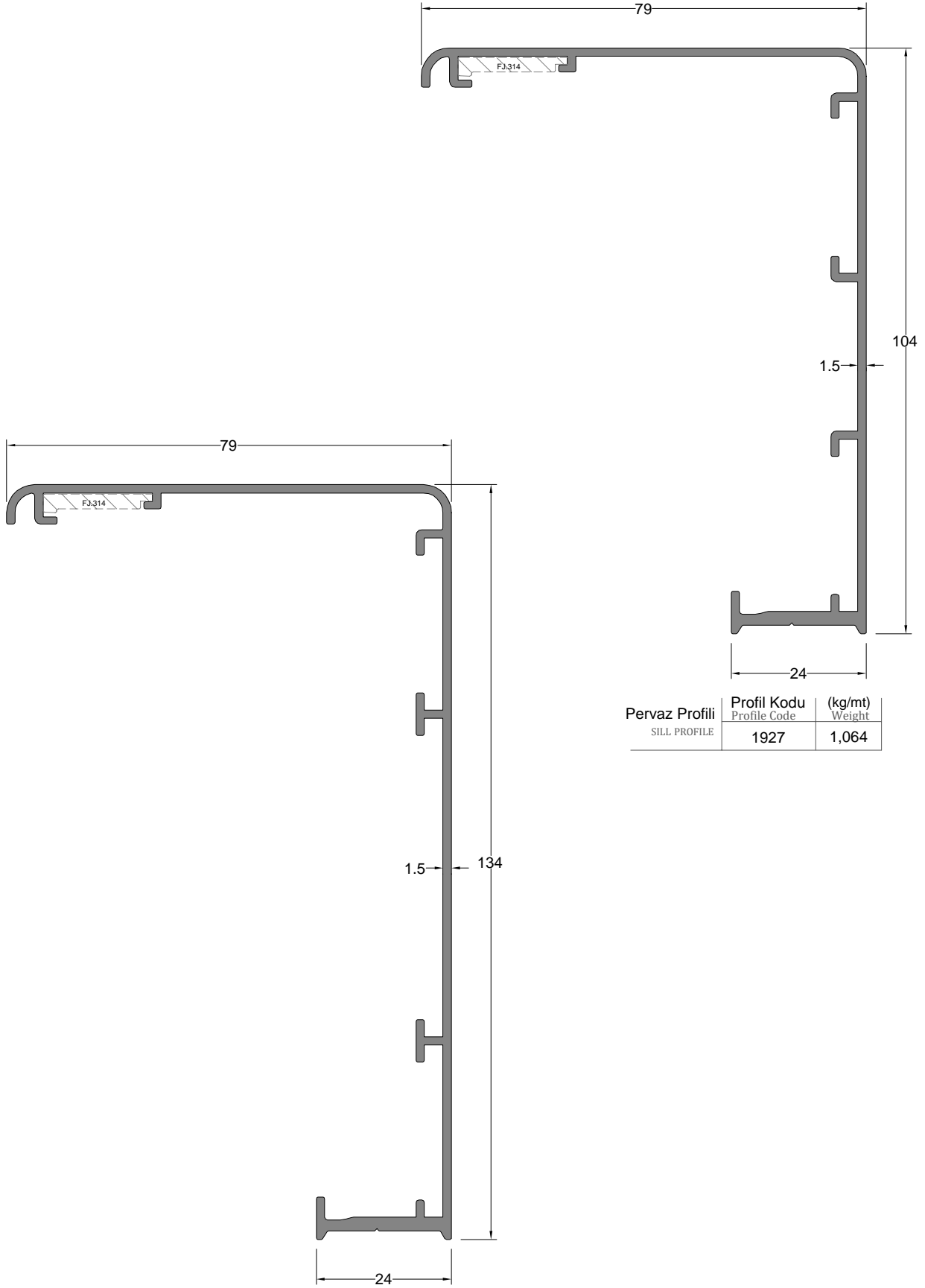


Pervaz Profili	Profil Kodu	(kg/mt)
SILL PROFILE	Profile Code	Weight
	2175	1,099



Pervaz Profili	Profil Kodu	(kg/mt)
SILL PROFILE	Profile Code	Weight
	2176	1,191

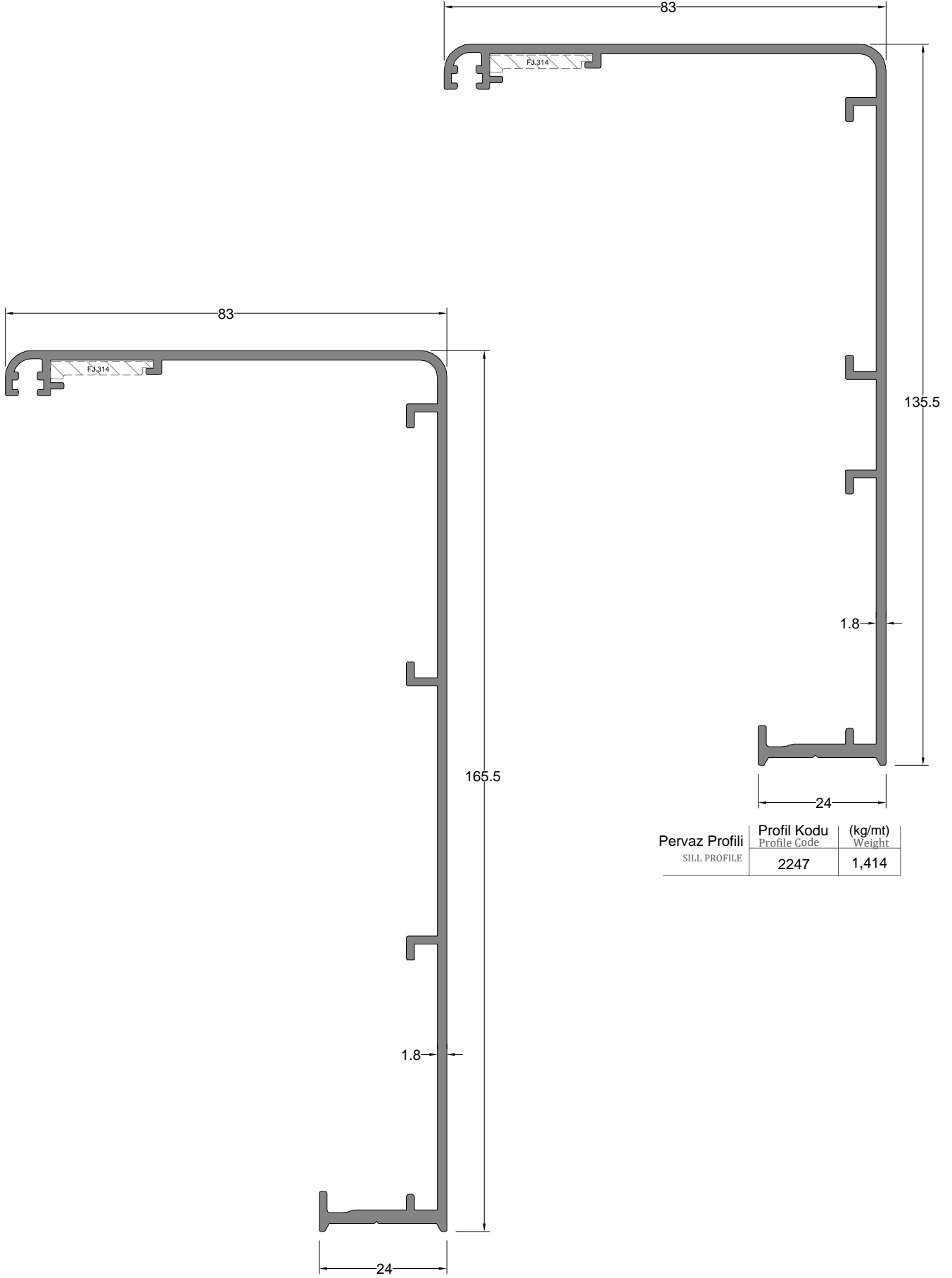
** Her profil için minimum sipari 300 kg'dır.
** Minimum order quantity is 300 kg per profile.



Pervaz Profili	Profil Kodu	(kg/mt)
SILL PROFILE	Profile Code	Weight
	1927	1,064

Pervaz Profili	Profil Kodu	(kg/mt)
SILL PROFILE	Profile Code	Weight
	1928	1,211

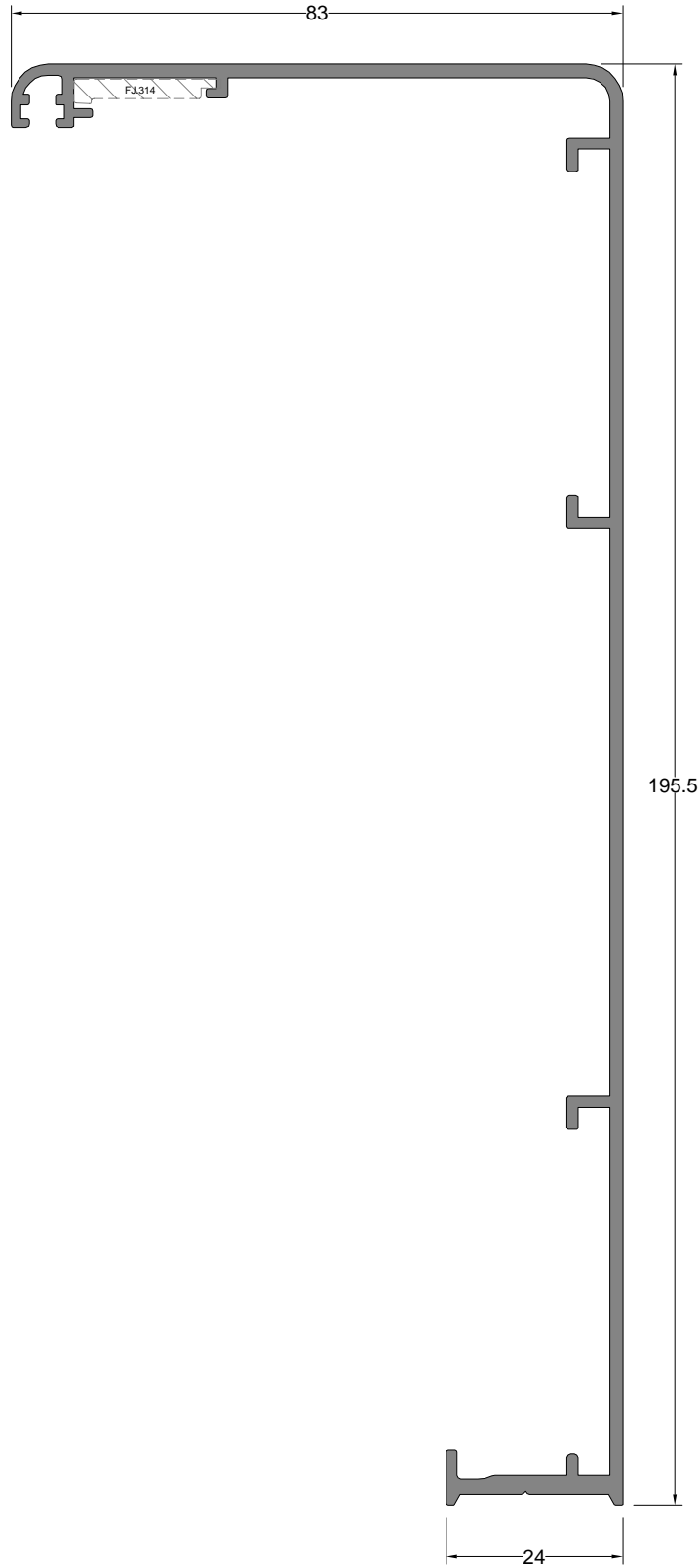
** Her profil için minimum sipari 300 kg'dır.
** Minimum order quantity is 300 kg per profile.



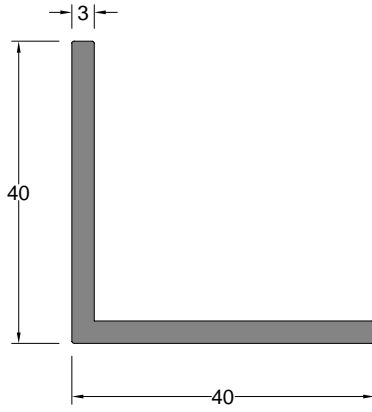
Pervaz Profili	Profil Kodu	(kg/mt)
SILL PROFILE	Profile Code	Weight
	2247	1,414

Pervaz Profili	Profil Kodu	(kg/mt)
SILL PROFILE	Profile Code	Weight
	2248	1,555

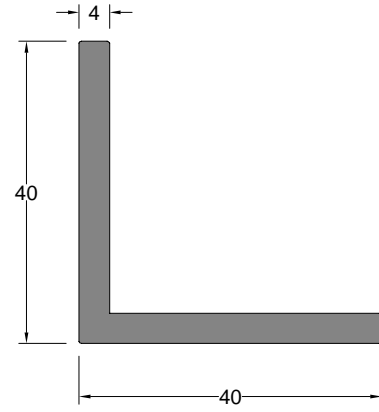
** Her profil için minimum sipari 300 kg'dır.
** Minimum order quantity is 300 kg per profile.



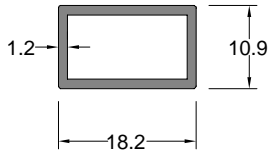
Pervaz Profili SILL PROFILE	Profil Kodu Profile Code	(kg/mt) Weight
	2249	1,707



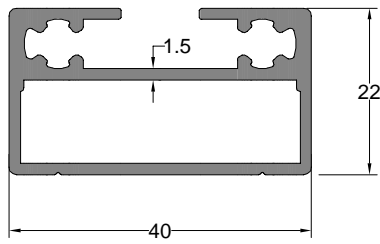
Ba lantı Profili	Profil Kodu	(kg/mt)
CONNECTION PROFILE	Profile Code	Weight
	3926	0,625



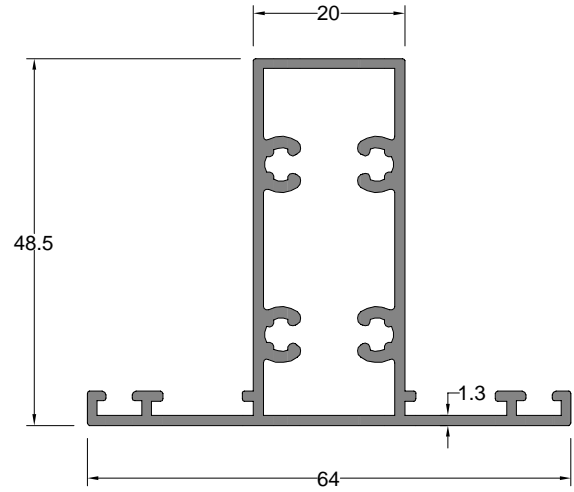
Ba lantı Profili	Profil Kodu	(kg/mt)
CONNECTION PROFILE	Profile Code	Weight
	164	0,824



Kutu Profili	Profil Kodu	(kg/mt)
BOX PROFILE	Profile Code	Weight
	4923	0,174

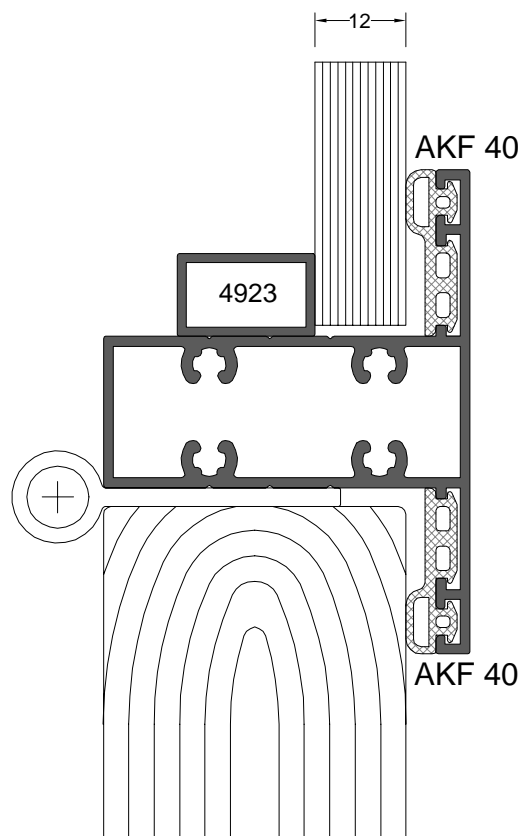
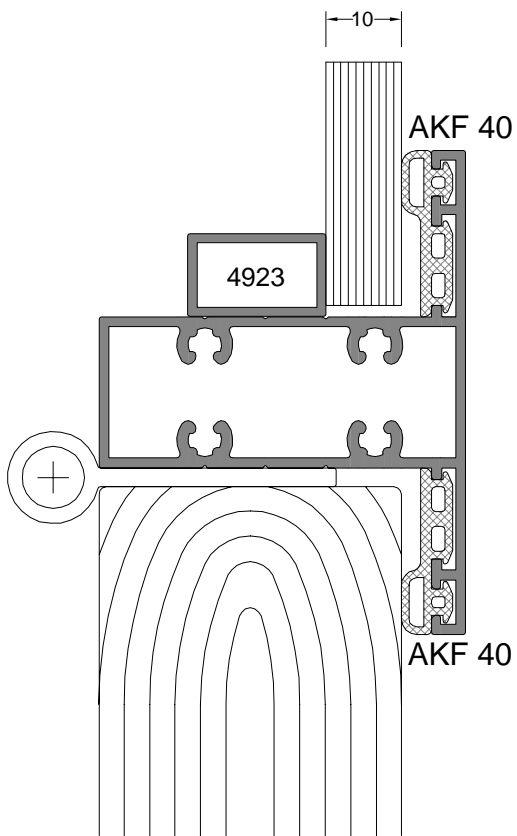
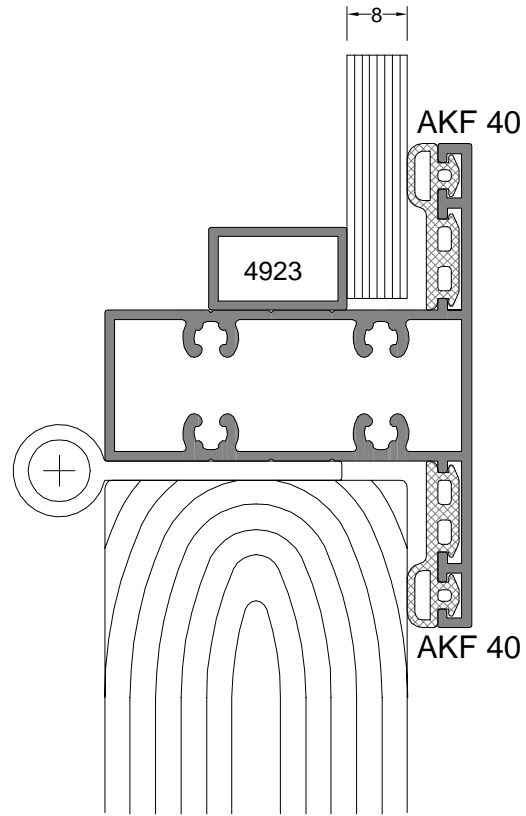
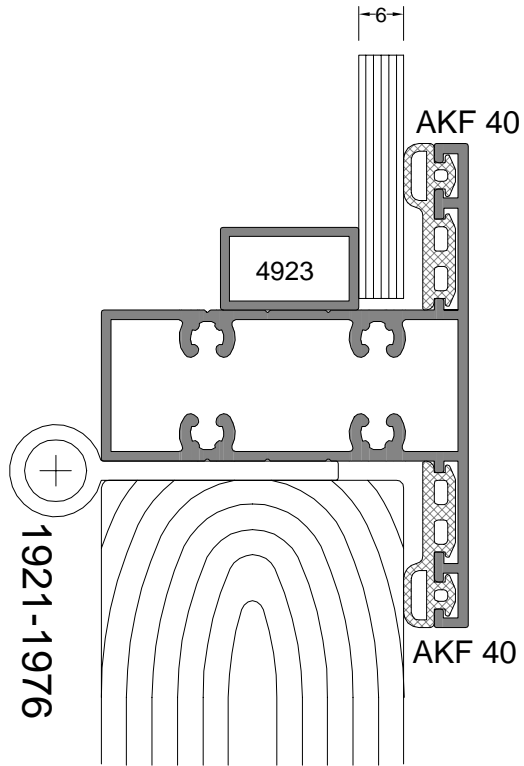


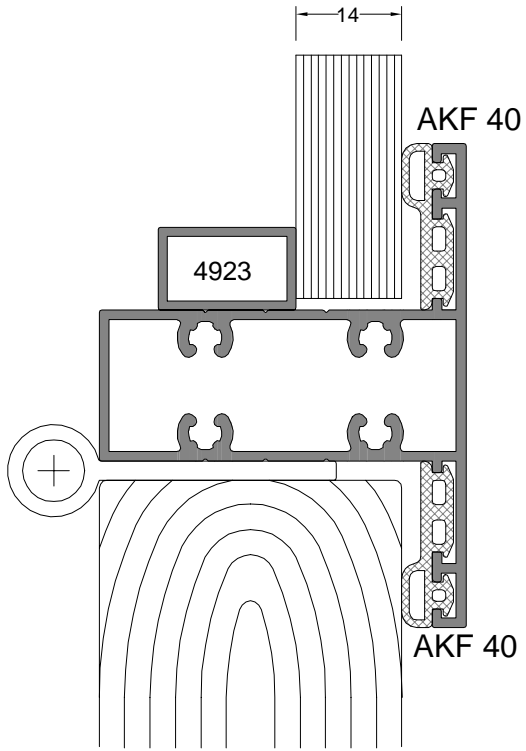
Kanat Profili	Profil Kodu	(kg/mt)
SASH PROFILE	Profile Code	Weight
	1931	0,689

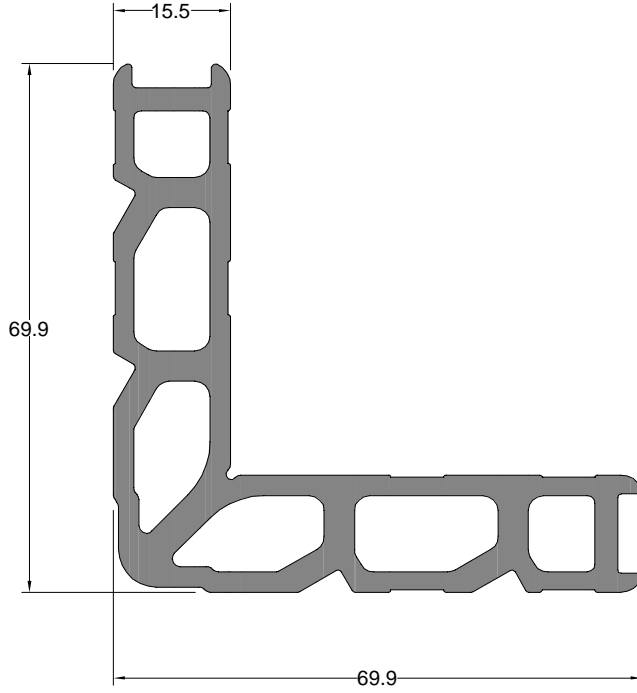


Orta Kayıt Profili	Profil Kodu	(kg/mt)
MULLION PROFILE	Profile Code	Weight
	7580	0,907

** Her profil için minimum sipari 300 kg'dır.
** Minimum order quantity is 300 kg per profile.







Kö e Takoz Profili CORNER WEDGE PROFILE	Profil Kodu Profile Code	(kg/mt) Weight
	1695	2,540

Kö e Takozu Profil Kodu Corner Wedge Profile Code	Kullanıldı ı Profil Used Profile	Kesim Boyu (mm) Cutting Length (mm)
1695	2173	49,70 mm
	1924	50,50 mm

