




















RESİM PICTURE		PROFİL NO PROFILE NO	PROFİLİN İSMİ PROFILE NAME	AĞIRLIK (kg/m)	Jxx (cm ⁴)	Jyy (cm ⁴)
<ul style="list-style-type: none"> • Profiller • Profiles 						
Yalıtımsız Kapı ve Vitrin Serisi						
	*4140	Kanat Profili 50 mm Sash Profile	1,425	33,02	24,17	
	*4141	50 mm Kasa ve Orta Kayıt 50 mm Frame and Mullion Profile	1,260	23,37	15,50	
	*4142	133 mm Etek Profili 133 mm Bottom Rail Profile	2,030	148,42	49,12	
	*4143	Kanat Adaptörü Adaptor Profile for Sash	0,550	-----	-----	
	*4146	100 mm Geniş Kasa ve Orta 100 mm Frame and Mullion Profile	1,775	39,41	89,47	
	*4147	Çift Kapı Adaptörü Double Door Adapter	0,840	-----	-----	
	*4148	Çarpma Adaptör Profili Adaptor Profile for Swing Door	0,430	-----	-----	
	*4148-D	Çarpma Adaptör Profili Adaptor Profile for Swing Door	0,505	-----	-----	
	4149	Takviyeli Kasa ve Orta Kayıt Frame and Mullion Profile (Reinforcement)	2,015	148,02	32,25	
	4150	135° Dönüş Profili 135° Corner Profile	1,105	17,92	10,19	
	4186	90° Dönüş Profili 90° Corner Profile	1,020	18,65	18,65	
	4181	23,5 mm Cam Çıtası 23,5 mm Glazing Bead	0,240	-----	-----	
	4188	17 mm Cam Çıtası 17 mm Glazing Bead	0,215	-----	-----	
	4179	Ek Kulak	0,210	-----	-----	
	3272	35.8 mm Köşe Takoza 35.8 mm Corner Cleat	6,070	-----	-----	
	4506	47.8 mm Köşe Takoza 47.8 mm Corner Cleat	6,680	-----	-----	
	4507	35.7 mm Köşe Takoza 35.7 mm Corner Cleat	2,930	-----	-----	
	4180	Dik Bağlantı U bracket	0,800	-----	-----	
	4500	Dik Bağlantı T bracket	1,285	-----	-----	
<p>DİKKAT: *İşaretili profiller için en az sipariş miktarı 300 kg dır./ * Minimum order quality: 300 kg Uyarı: Profil ağırlıklarımız teorik olup; teslim anındaki tartımız geçerlidir. Warning: The weights of profile is theoretical, weighting at the time of delivery are valid.</p>						






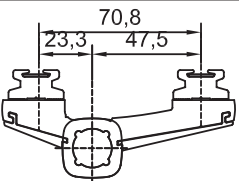
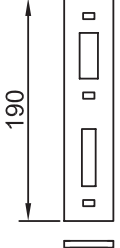
T60
SHOWCASE JOINERY
GASKETS and ACCESSORIES

T60
KAPI ve VİTRİN SİSTEMİ
CONTA ve AKSESUARLAR

- Aksesuarlar
- Accessories

Yalıtımsız Kapı ve Vitrin Serisi

SİSTEM FİTİLLERİ VE AKSESUARLARI

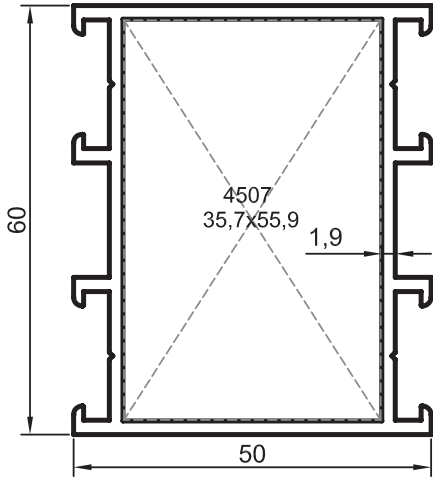
Çizim DRAWING	Aksesuar Kodu CODE	Malzeme MATERIAL	Malzeme Tanımı DESCRIPTION	Koli / Paket PACKAGING
	Epil 5-2	EPDM	İç Cam Fitili ' 2 mm ' INTERIOR GLAZING GASKET	400 m/koli
	Epil 5-3	EPDM	İç Cam Fitili ' 3 mm ' INTERIOR GLAZING GASKET	370 m/koli
	Epil 5-4	EPDM	İç Cam Fitili ' 4 mm ' INTERIOR GLAZING GASKET	270 m/koli
	Epil 5-5	EPDM	İç Cam Fitili ' 5 mm ' INTERIOR GLAZING GASKET	230 m/koli
	Epil 62	EPDM	T60 Bini Fitili T60 OVERLAP GASKET	450 m/koli
	SDKM-57-076	Alüminyum	Düz Kapazlama Menteşe (Beyaz Boyalı , Özel Boyalı, Mat/Parlak Elokssalli) FLAT DOOR HINGE (white painted special painted , opaque / bright opaque anodising)	10 ad/pk
	SC-884-D	Alüminyum	T 60 Dilli Kilit Karşılığı (Beyaz Boyalı-White painted) LOCK DEVICE for CYLINDER	İstenilen Miktarda
	SC-885-D		T 60 Dilli Kilit Karşılığı (Özel Renkler-Special colors) LOCK DEVICE for CYLINDER	
	SC-886-D		T 60 Dilli Kilit Karşılığı (Mat/Parlak Elokssalli-Bright-Opague Anodising) LOCK DEVICE for CYLINDER	
	SC-884-M	Alüminyum	T60 Makaralı Kilit Karşılığı (Beyaz Boyalı-White painted) LOCK DEVICE for ROLLER	İstenilen Miktarda
	SC-885-M		T 60 Makaralı Kilit Karşılığı (Özel Renkler-Special colors) LOCK DEVICE for ROLLER	
	SC-886-M		T 60 Makaralı Kilit Karşılığı (Mat/Parlak Elokssalli-Bright-Opague Anodising) LOCK DEVICE for ROLLER	

T60
SHOWCASE JOINERY SYSTEM
FULL SCALE SECTIONS

T60
KAPI ve VİTRİN SİSTEMİ
1:1 ÖLÇEKLİ PROFİL KESİTLERİ

- Profiller
- Profiles

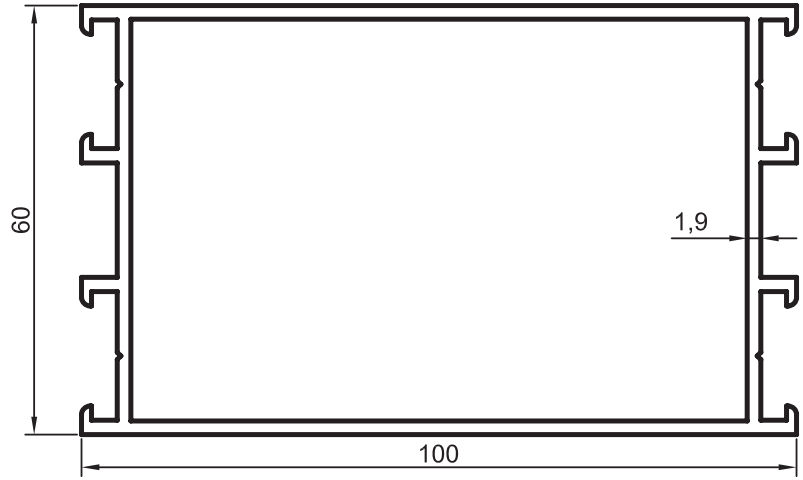
Yalıtımsız Kapı ve Vitrin Serisi



No : 4141(*)

Kasa ve Orta
1,260 kg/m

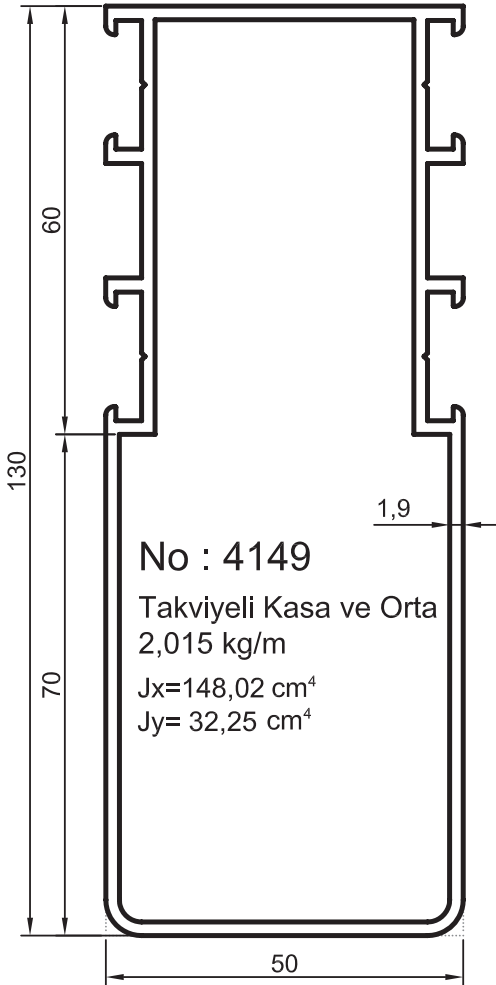
$J_x=23,37 \text{ cm}^4$
 $J_y=15,50 \text{ cm}^4$



No : 4146 (*)

Geniş Kasa ve Orta
1,775 kg/mt

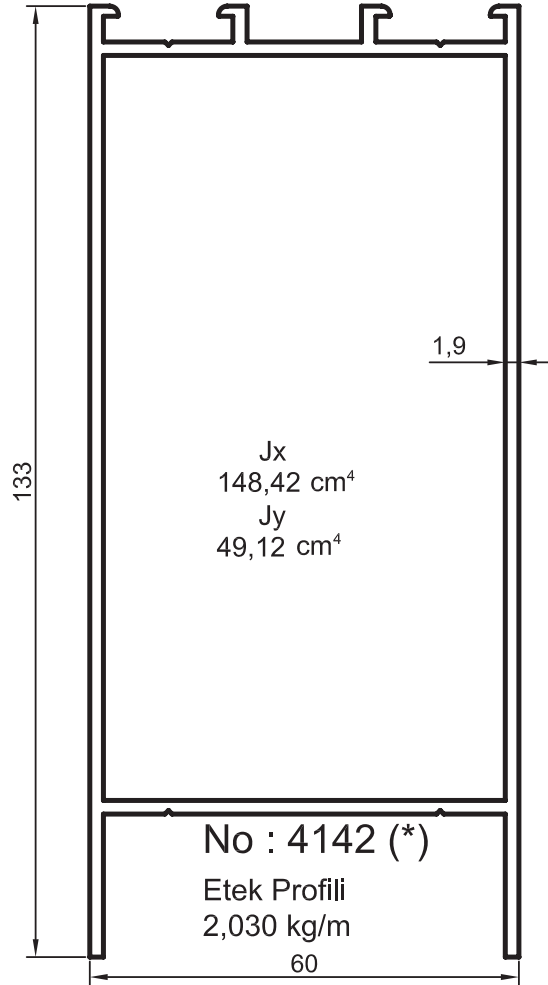
$J_x=39,41 \text{ cm}^4$
 $J_y=89,47 \text{ cm}^4$



No : 4149

Takviyeli Kasa ve Orta
2,015 kg/m

$J_x=148,02 \text{ cm}^4$
 $J_y=32,25 \text{ cm}^4$



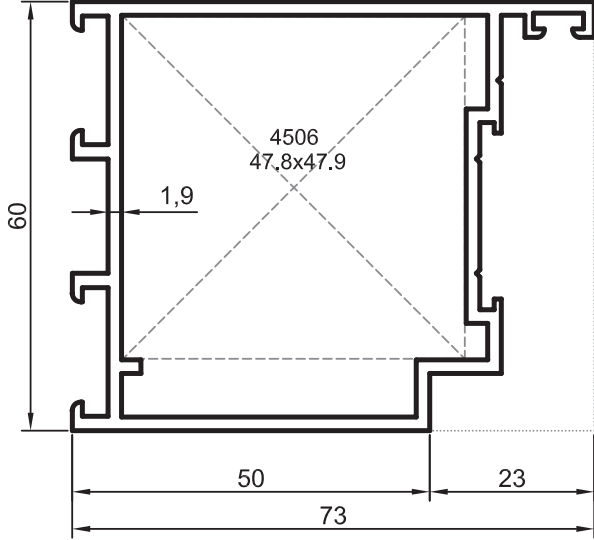
No : 4142 (*)

Etek Profili
2,030 kg/m

DİKKAT: (*) İşaretili profiller için en az sipariş miktarı 300 kg dır./ (*) Minimum order quality: 300 kg
Uyarı: Profil ağırlıklarımız teorik olup; teslim anındaki tartımız geçerlidir.
Warning: The weights of profile is theoretical, weighting at the time of delivery are valid.

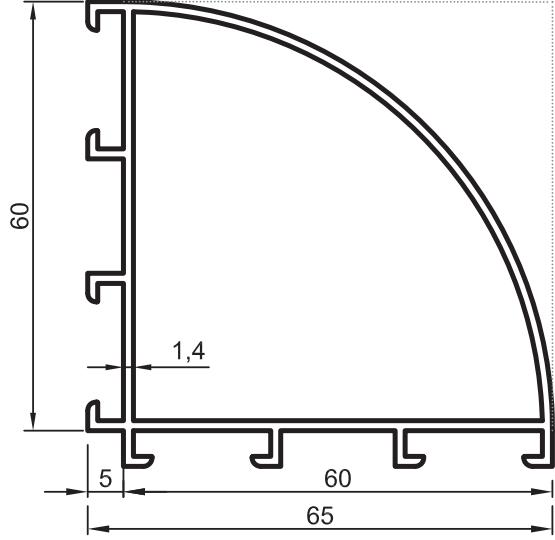
- Profiller
- Profiles

Yalıtımsız Kapı ve Vitrin Serisi



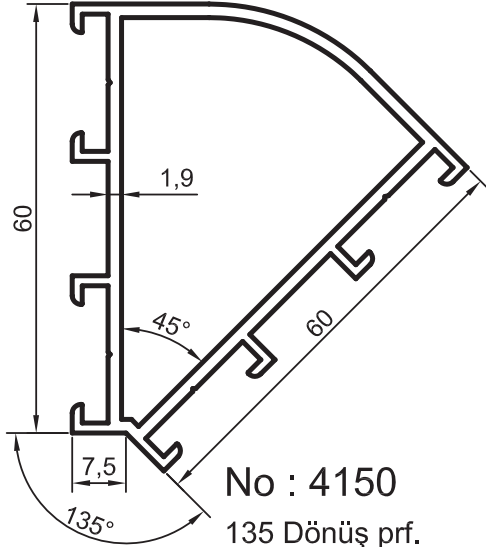
No : 4140 (*)

Kanat Jx=33,02 cm⁴
1,425 kg/m Jy=24,17 cm⁴



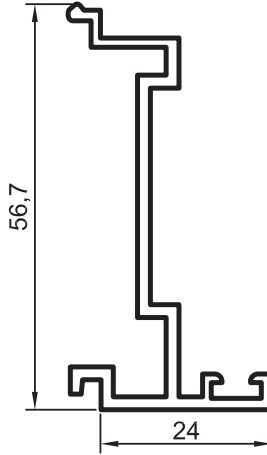
No : 4186

90° Dönüş Profili Jx =18,65 cm⁴
1,020 kg/m Jy =18,65 cm⁴



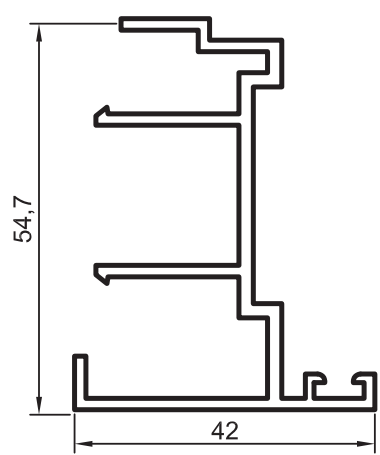
No : 4150

135 Dönüş prf.
1,105 kg/m



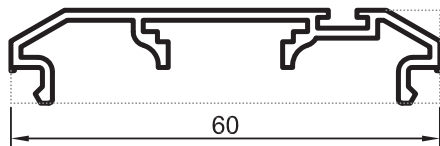
No : 4143 (*)

Kanat Adaptörü
0,550 kg/m



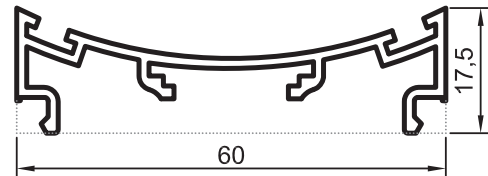
No : 4147 (*)

Çift Kanat Adaptörü
0,840 kg/m



No : 4148

Çarpma Kapı Adaptörü
0,430 kg/m



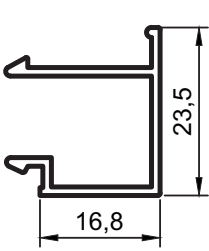
No : 4148-D

Çarpma Kapı Adaptörü
0,505 kg/m

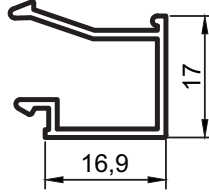
DİKKAT: (*) İşaretili profiller için en az sipariş miktarı 300 kg dır./ (*) Minimum order quality: 300 kg
Uyarı: Profil ağırlıklarımız teorik olup; teslim anındaki tartımız geçerlidir.
Warning: The weights of profile is theoretical, weighting at the time of delivery are valid.

- Profiller
- Profiles

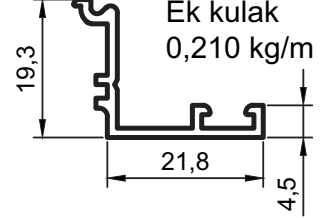
Yalıtımsız Kapı ve Vitrin Serisi



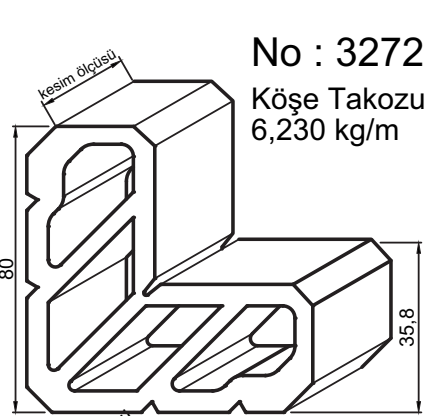
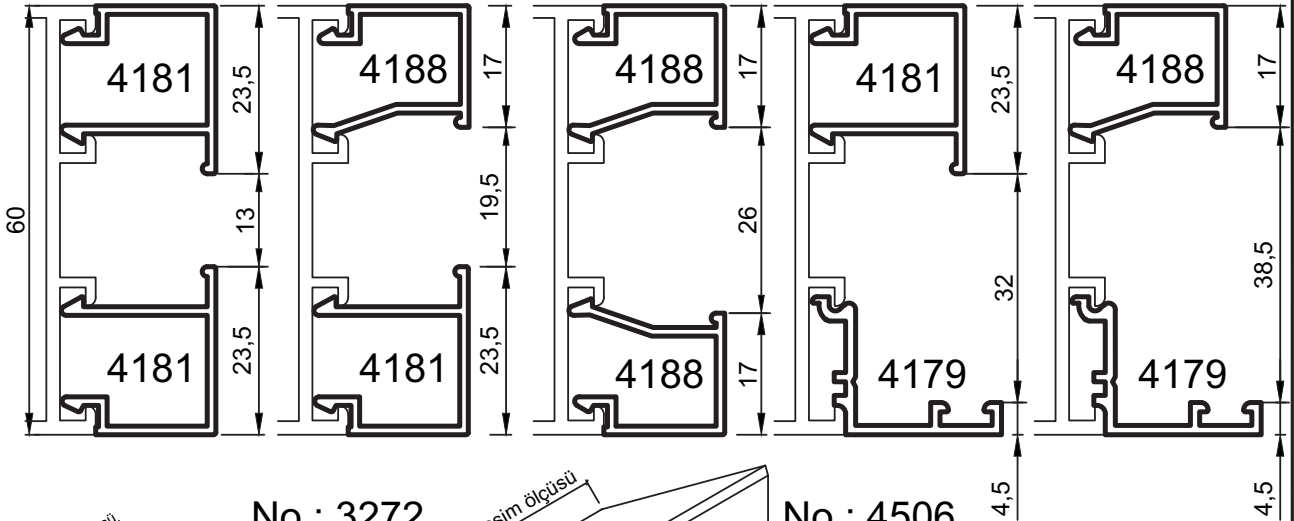
No : 4181
Cam Çıtası
(23,5 mm)
0,240 kg/m



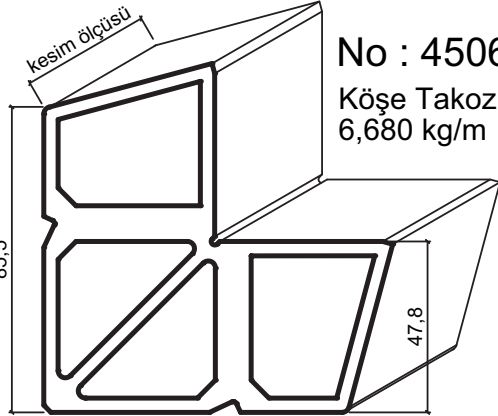
No : 4188
Cam Çıtası
(17 mm)
0,215 kg/m



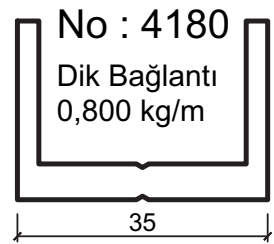
No : 4179
Ek kulak
0,210 kg/m



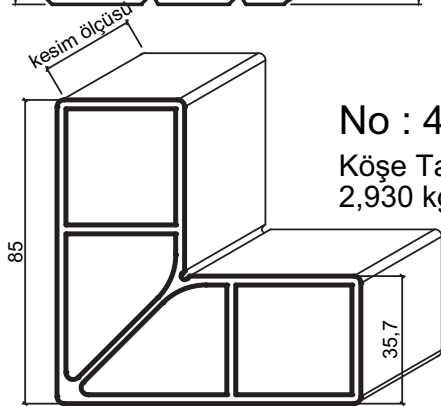
No : 3272
Köşe Takozu
6,230 kg/m



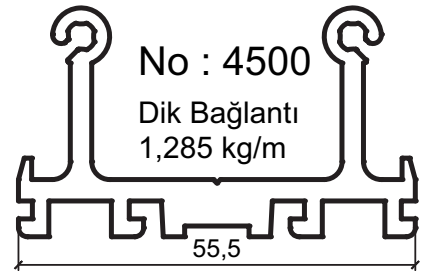
No : 4506
Köşe Takozu
6,680 kg/m



No : 4180
Dik Bağlantı
0,800 kg/m



No : 4507
Köşe Takozu
2,930 kg/m



No : 4500
Dik Bağlantı
1,285 kg/m

DİKKAT: Bu sayfada yer alan profiller için en az sipariş miktarı 300 kg dir./ Minimum order quality: 300 kg
Uyarı: Profil ağırlıklarımız teorik olup; teslim anındaki tartımız geçerlidir.
Warning: The weights of profile is theoretical, weighting at the time of delivery are valid.

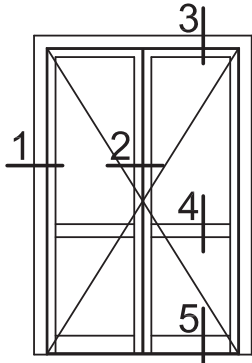
Ölçek: 1/1, 1/2

T60
SHOWCASE JOINERY SYSTEM
SERIES ETAILS

T60
KAPI ve VİTRİN SİSTEMİ
PRENSİP DETAYLARI

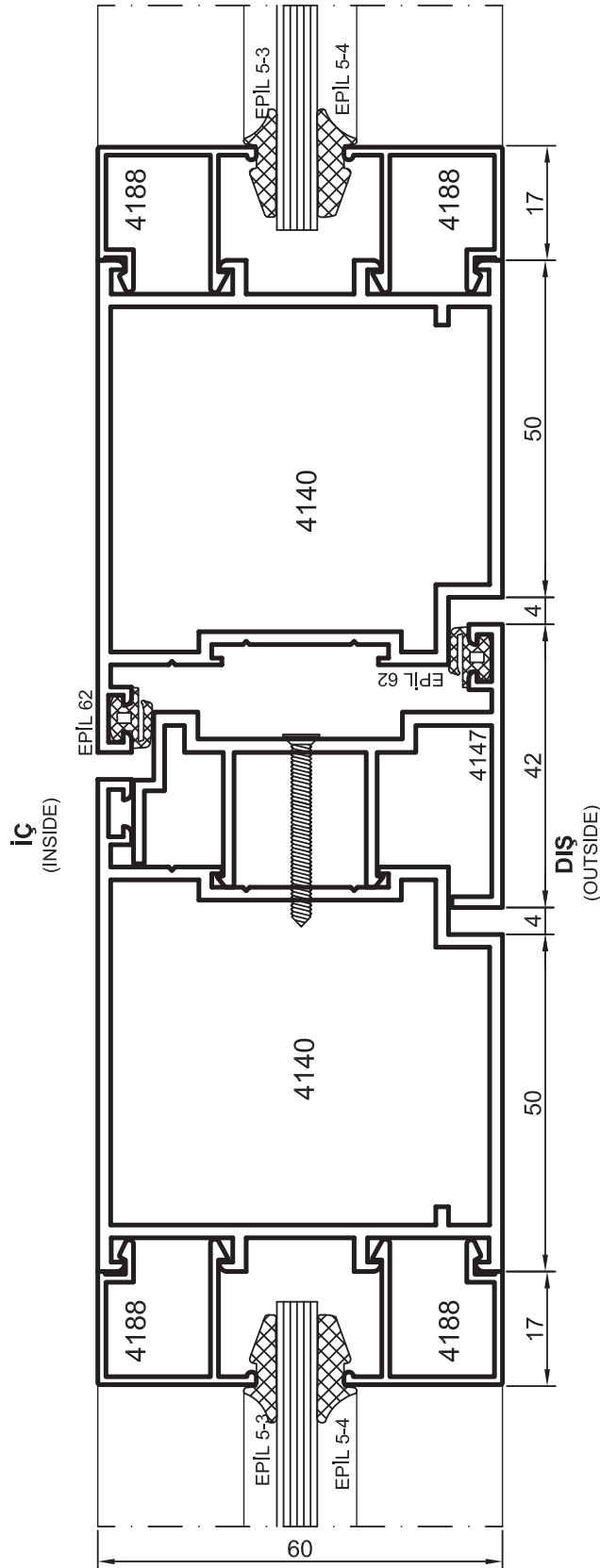
- Detaylar
- Details

Yalıtımsız Kapı ve Vitrin Serisi



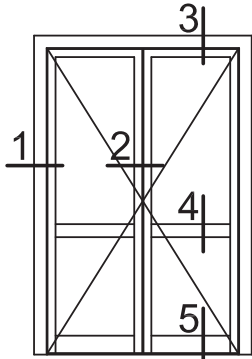
İÇE AÇILIR KAPI
DOOR - INSIDE OPENING

Detay 2
Detail

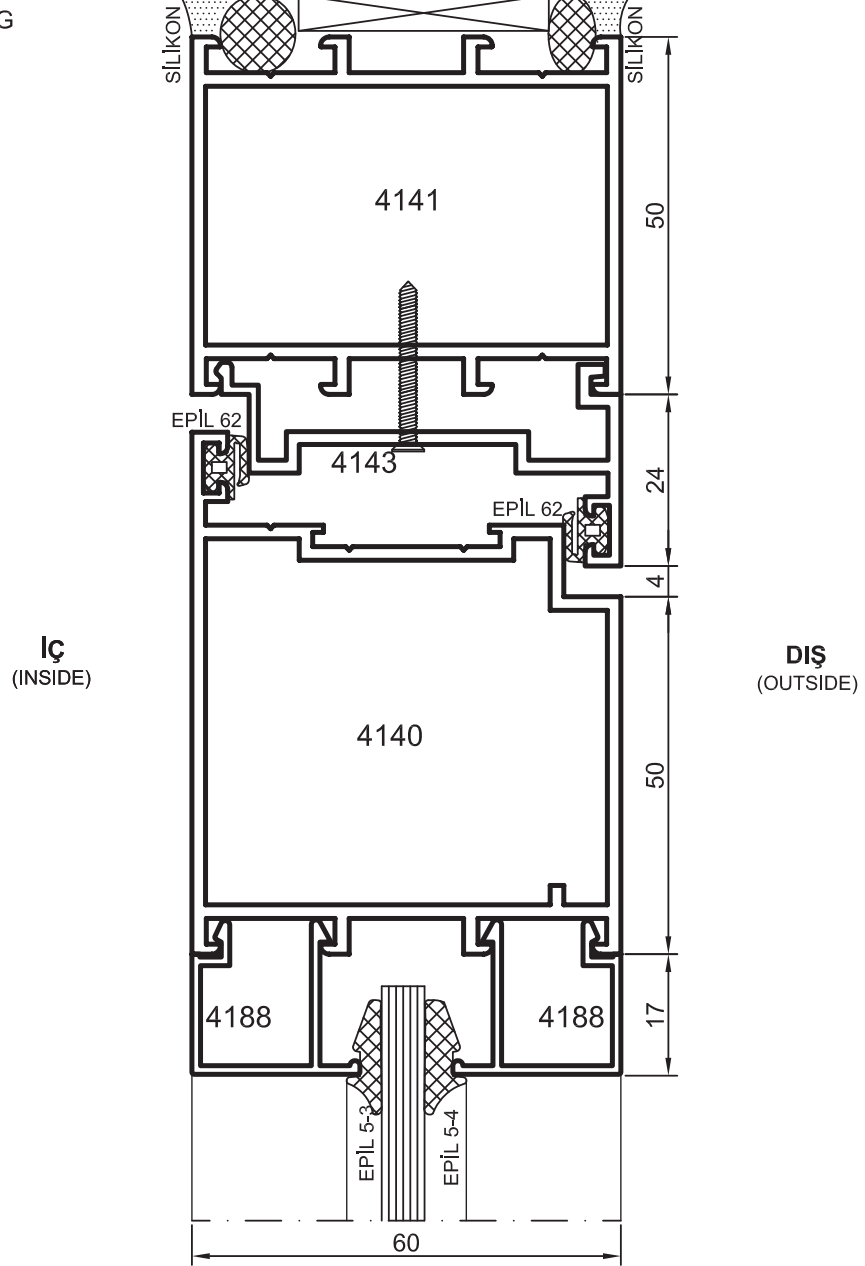
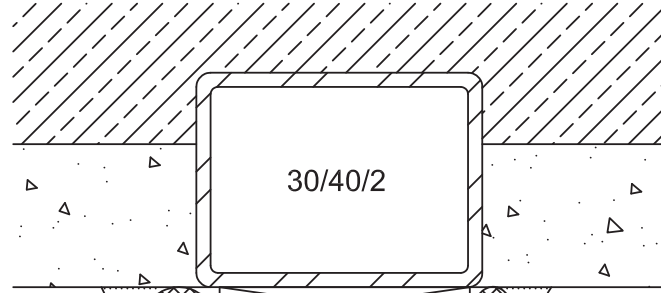


- Detaylar
- Details

Yalıtımsız Kapı ve Vitrin Serisi



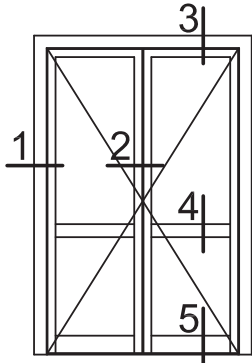
İÇE AÇILIR KAPI
DOOR - INSIDE OPENING



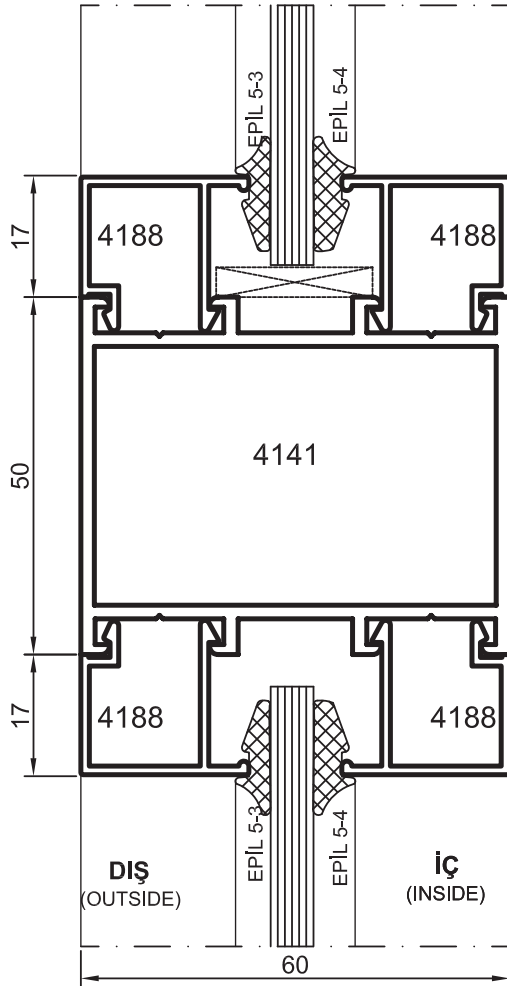
Detay
Detail 3

- Detaylar
- Details

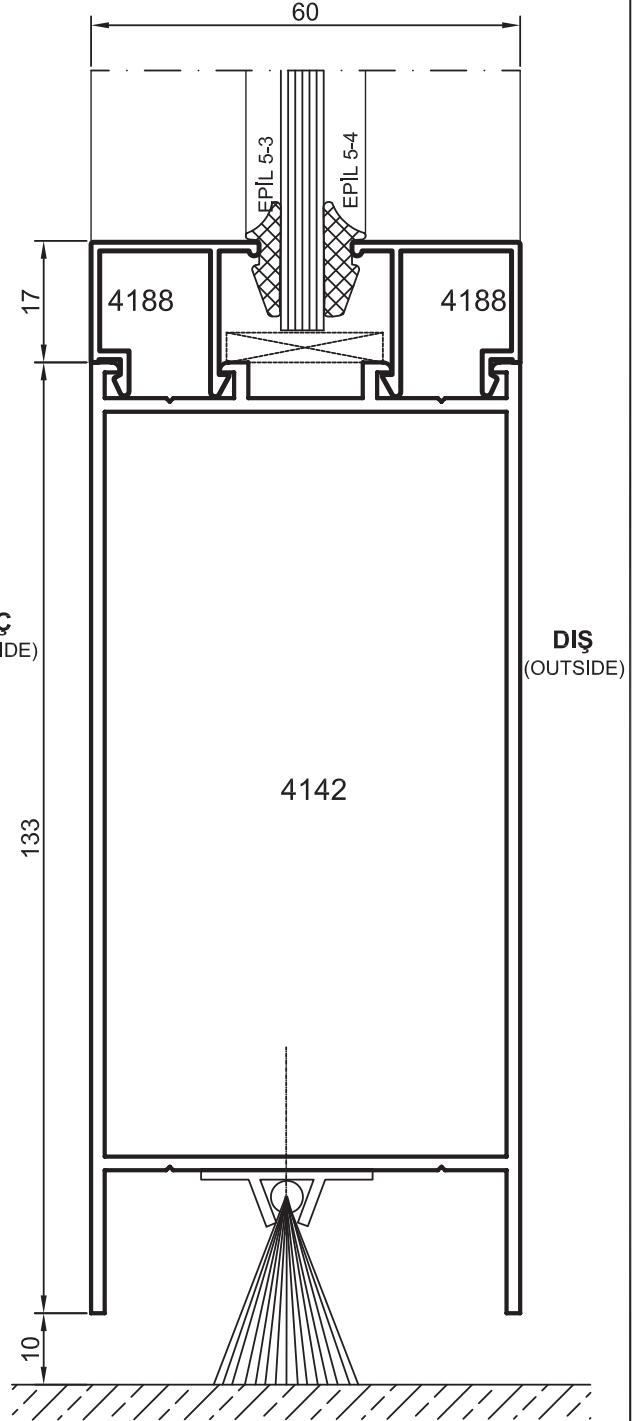
Yalıtımsız Kapı ve Vitrin Serisi



İÇE AÇILIR KAPI
DOOR - INSIDE OPENING



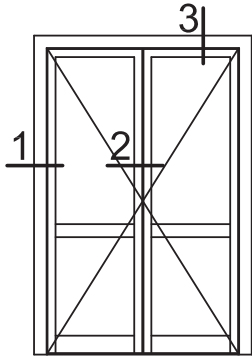
Detay
Detail 4



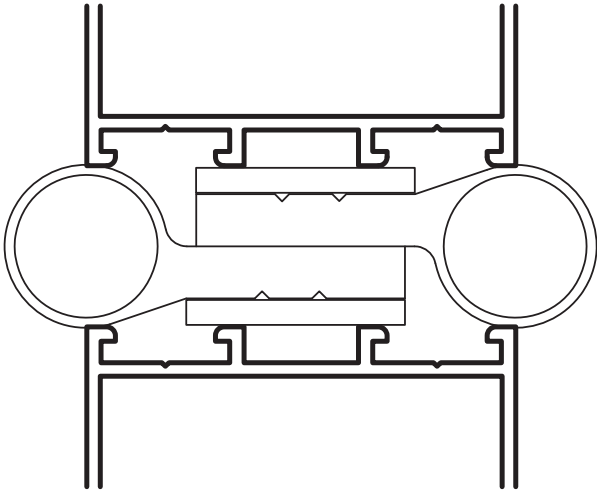
Detay
Detail 5

- Detaylar
- Details

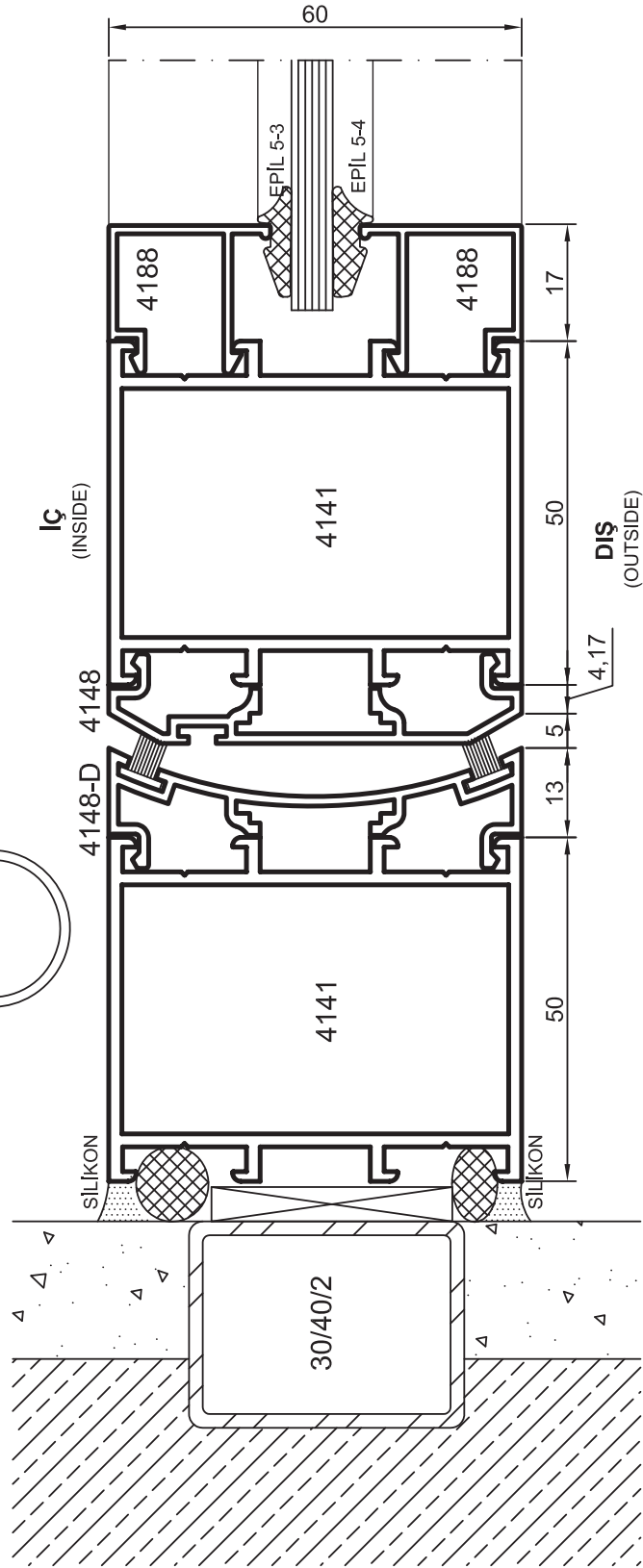
Yalıtımsız Kapı ve Vitrin Serisi



ÇARPMA KAPI
SWING DOOR

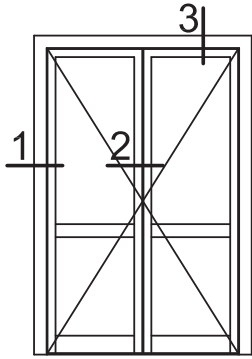


Detay 1
Detail



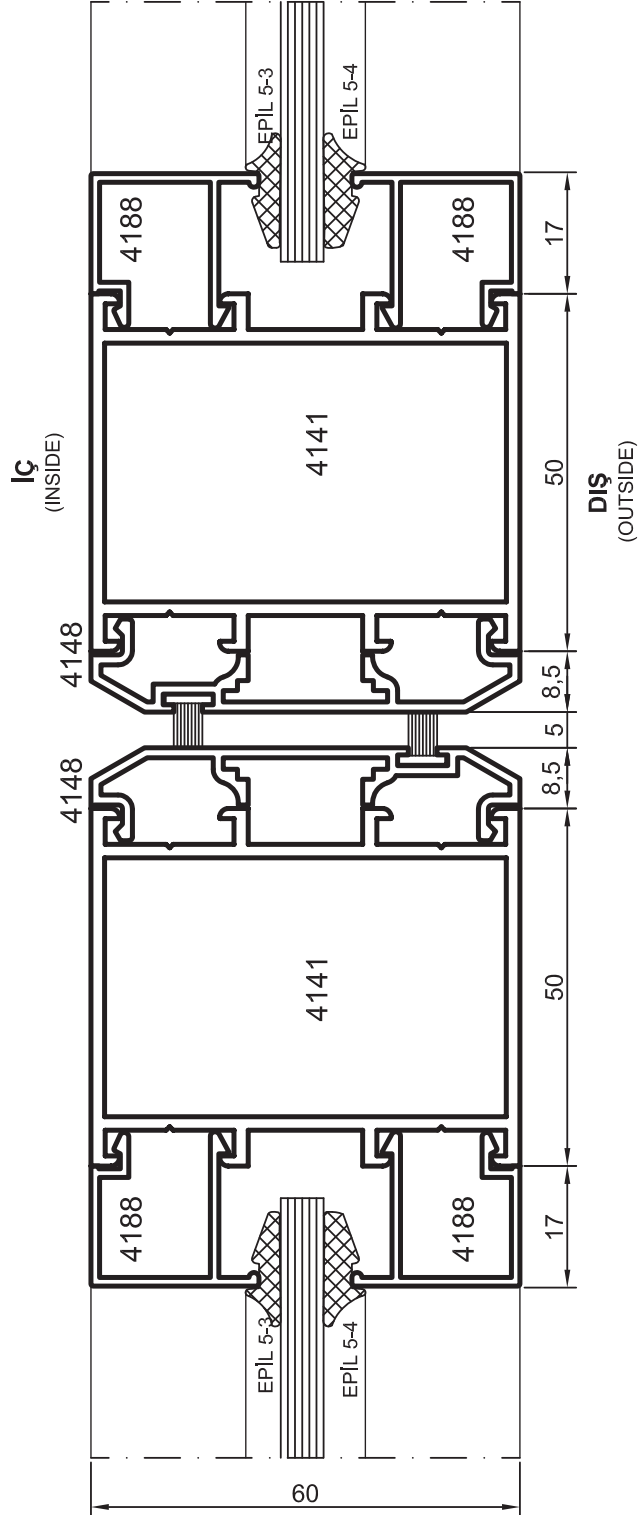
- Detaylar
- Details

Yalıtımsız Kapı ve Vitrin Serisi



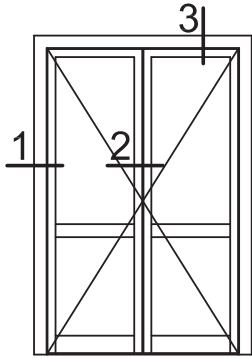
ÇARPMA KAPI
SWING DOOR

Detay 2
Detail

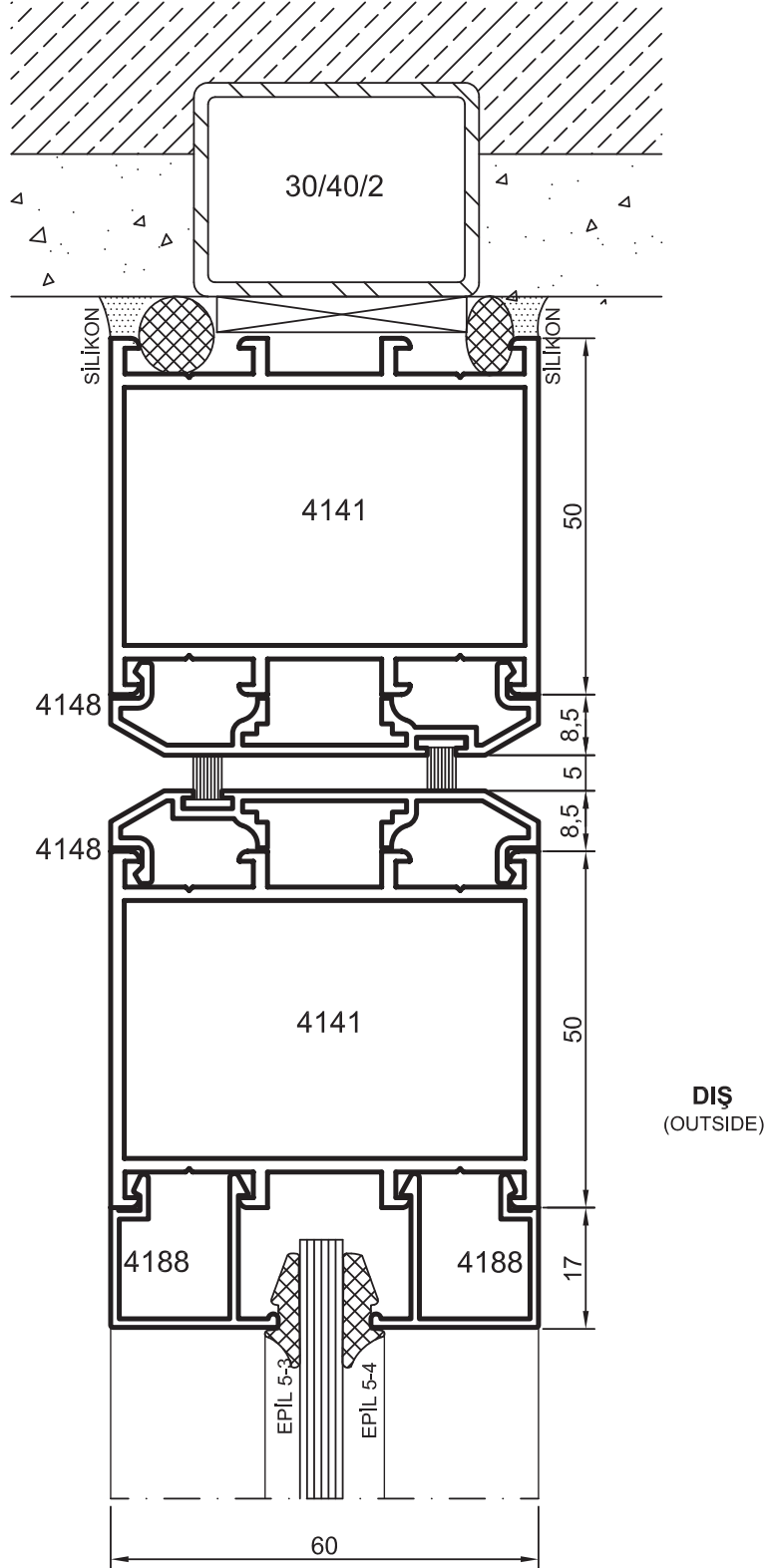


- Detaylar
- Details

Yalıtımsız Kapı ve Vitrin Serisi



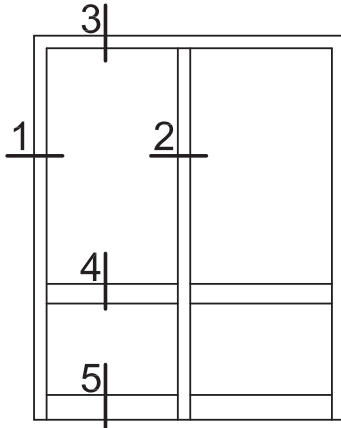
ÇARPMA KAPI
SWING DOOR



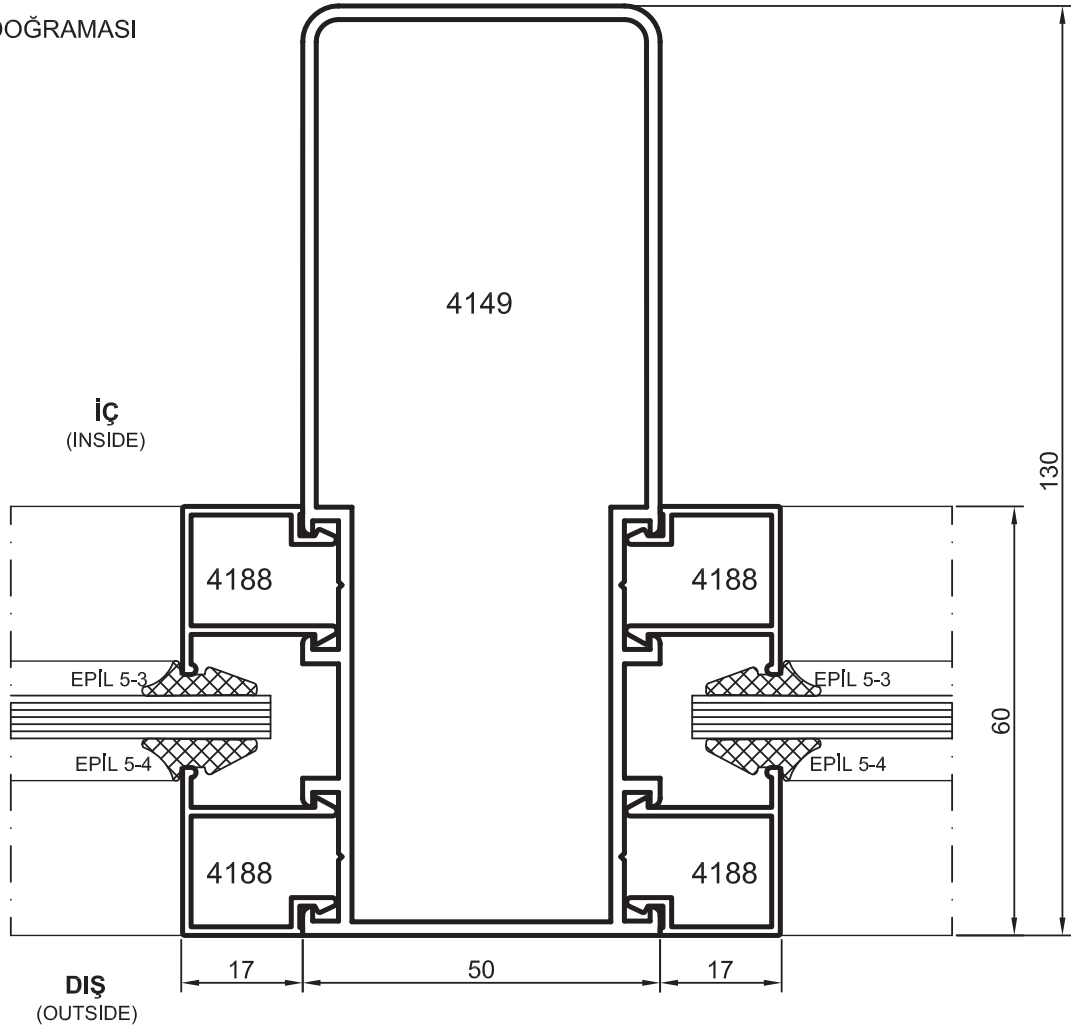
Detail 3

- Detaylar
- Details

Yalıtımsız Kapı ve Vitrin Serisi

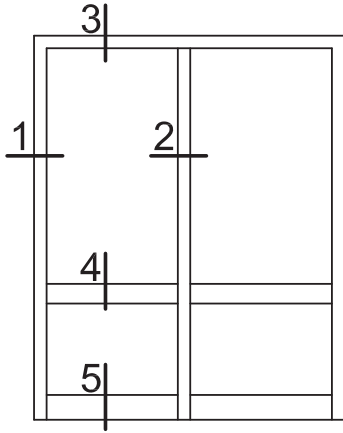


Detay
Detail 2

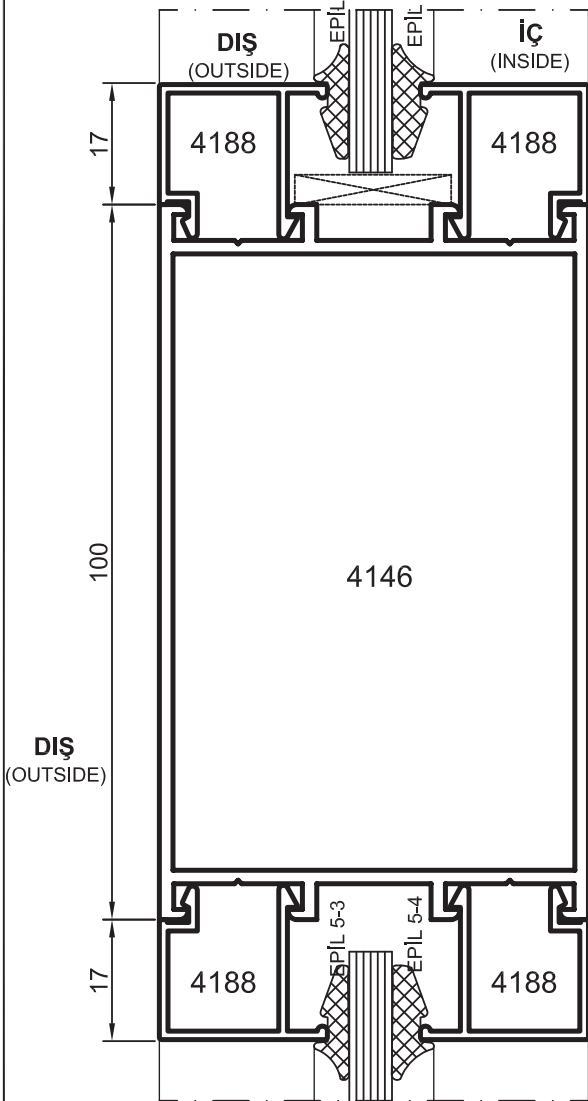


- Detaylar
- Details

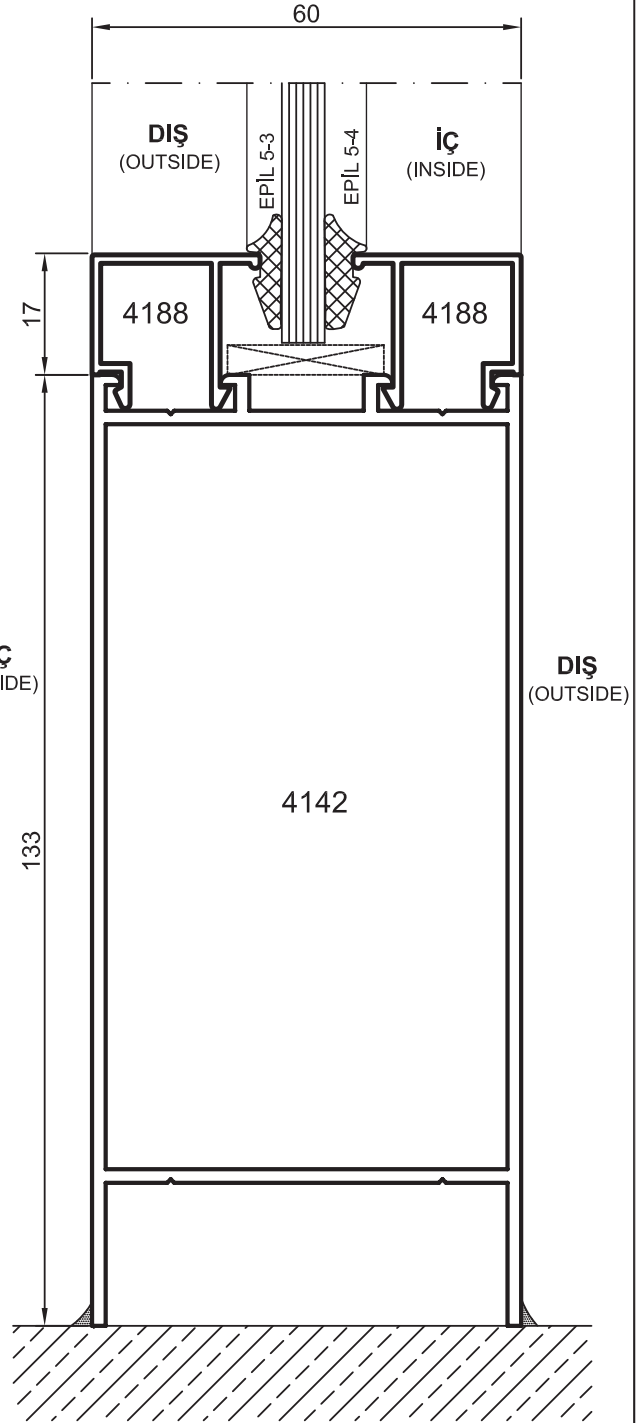
Yalıtımsız Kapı ve Vitrin Serisi



VİTRİN DOĞRAMASI



Detay
Detail 4



Detay
Detail 5